



MEDIA GUIDE
2015 SEASON

2015 SAN JOSE EARTHQUAKES SEASON SCHEDULE

Date	Opponent	Time	TV	Radio
Saturday, March 7	at FC Dallas	5:30 p.m.	CSNBA	KLIV/KZSF
Saturday, March 14	at Seattle Sounders FC	7:00 p.m.	CSNCA	KLIV/KZSF
Sunday, March 22	CHICAGO FIRE	4:00 p.m.	FS1	KLIV/KZSF
Saturday, March 28	at New England Revolution	12:00 p.m.	CSNBA	KLIV/KZSF
Sunday, April 5	REAL SALT LAKE	2:00 p.m.	ESPN2	KLIV/KZSF
Saturday, April 11	VANCOUVER WHITECAPS FC	7:30 p.m.	CSNCA	KLIV/KZSF
Friday, April 17	at New York Red Bulls	4:00 p.m.	UniMas	KZSF
Saturday, April 25	MONTREAL IMPACT	7:30 p.m.	CSNCA	KLIV/KZSF
Friday, May 1	at Real Salt Lake	7:00 p.m.	UDN	KLIV/KZSF
Tuesday, May 5	at Houston Dynamo	5:30 p.m.	CSN+	KZSF
Friday, May 8	at Colorado Rapids	7:00 p.m.	UDN	KLIV/KZSF
Saturday, May 16	COLUMBUS CREW	7:30 p.m.	CSN+	KLIV/KZSF
Sunday, May 24	*ORLANDO CITY SC	4:00 p.m.	FS1	KLIV/KZSF
Saturday, May 30	at Toronto FC	2:00 p.m.	CSNCA	KLIV/KZSF
Sunday, June 7	FC DALLAS	4:00 p.m.	FS1	KLIV/KZSF
Saturday, June 20	at Seattle Sounders FC	1:00 p.m.	CSNBA	KLIV/KZSF
Saturday, June 27	**LA GALAXY	7:30 p.m.	CSNCA	KLIV/KZSF
Sunday, July 5	at Portland Timbers	2:00 p.m.	ESPN2	KLIV/KZSF
Friday, July 10	HOUSTON DYNAMO	8:00 p.m.	UniMas	KLIV/KZSF
Friday, July 17	at LA Galaxy	8:00 p.m.	UniMas	KLIV/KZSF
Sunday, July 26	at Vancouver Whitecaps FC	4:00 p.m.	CSNCA	KLIV/KZSF
Sunday, August 2	PORTLAND TIMBERS	2:00 p.m.	ESPN2	KLIV/KZSF
Saturday, August 8	at Houston Dynamo	6:00 p.m.	CSNCA	KLIV/KZSF
Friday, August 14	COLORADO RAPIDS	8:00 p.m.	UniMas	KLIV/KZSF
Wednesday, August 19	at Sporting Kansas City	5:30 p.m.	CSNCA	KZSF
Saturday, August 22	at D.C. United	4:00 p.m.	CSN+	KLIV/KZSF
Friday, August 28	LA GALAXY	8:00 p.m.	UniMas	KLIV/KZSF
Saturday, September 5	PHILADELPHIA UNION	7:30 p.m.	CSN+	KLIV/KZSF
Saturday, September 12	SEATTLE SOUNDERS FC	7:30 p.m.	CSN+	KLIV/KZSF
Saturday, September 19	at New York City FC	4:00 p.m.	CSNCA	KLIV/KZSF
Sunday, September 27	REAL SALT LAKE	4:00 p.m.	FS1	KLIV/KZSF
Saturday, October 3	VANCOUVER WHITECAPS FC	7:30 p.m.	CSNBA	KLIV/KZSF
Friday, October 16	SPORTING KANSAS CITY	8:00 p.m.	CSNCA	KLIV/KZSF
Sunday, October 25	at FC Dallas	4:00 p.m.	CSNCA	KLIV/KZSF

*Match will be played at Levi's® Stadium; **Match will be played at Stanford Stadium
 All times Pacific. All times and dates are subject to change. All home games in bold.
 FS1 = FOX Sports One; UDN = Univision Deportes Network

TABLE OF CONTENTS

2015 SAN JOSE EARTHQUAKES MEDIA GUIDE

Earthquakes Front Office Directory	2
Lew Wolff	3
Executive Staff	4-6
Technical Staff	7-11
Community Outreach	12

2014 REVIEW

Final Statistics & Results	14-15
MLS Standings & Stats	16
Records & Milestones	17
Box Scores	18-27

QUAKES HISTORY

Club History	29-40
Earthquakes Hall of Fame	41-44
Key Dates/Transactions	45-56
Draft History	58-61
All-Time Win-Loss Records	62
All-Time Roster	63
All-Time Coaches' Records	64
Club Records/Career Leaders	65-72
All-Time Individual Statistics	74-76
All-Time Penalty Kick Summary	77
Year-By-Year History	80-111
Playoff History	112-119
Lamar Hunt US Open Cup History	120-124
International Competitions	125-127
US Open Cup Play-In/Exhibition	128
Reserve League	129-130

OPPONENTS

MLS Conference Alignment	132
Western Conference Opponents	133-141
Eastern Conference Opponents/Expansion Team	142-151
Series Histories	152-155

MEDIA INFO

Avaya Stadium	158
Buck Shaw Stadium/Spartan Stadium	159
Media Information	160
Earthquakes on Television/Radio	161-162

ACKNOWLEDGEMENTS

San Jose Earthquakes Media Relations Dept.	Jed Mettee, Jake Pisani
Photography	Getty Images, isiphotos.net
Design & Layout	Justin Muskivitch

EARTHQUAKES FRONT OFFICE

THE CLUB

2014 REVIEW

CLUB HISTORY

OPONENTS

MEDIA INFO

EXECUTIVE STAFF

Owner.....	Lew Wolff
Managing Partner.....	Keith Wolff
Managing Director.....	Michael Crowley
President.....	Dave Kaval
Executive Assistant.....	Miguel Duarte

SOCCER OPERATIONS

General Manager of Soccer Operations.....	John Doyle
Head Coach.....	Dominic Kinnear
Assistant Coach.....	Steve Ralston
Assistant Coach.....	Ian Russell
Goalkeeper Coach.....	Tim Hanley
Fitness Coach.....	Greg Tella
Head Athletic Trainer.....	Ron Shinault
Assistant Athletic Trainer.....	Derek Lawrance
Equipment Manager.....	Andy Dunbar
Assistant Equipment Manager.....	Eric Weber
Team Administrator.....	Dustin Cleaver
Team Administrator.....	Sean Mearns

FRONT OFFICE STAFF

Vice President, Sales and Strategy.....	Jared Shawlee
Director, Ticket Sales.....	Robert Davis II
Sr. Manager, Season Ticket Sales.....	Ted Firestone
Team Lead, Season Ticket Sales.....	Kristina Wavomba
Supporters Relations Manager.....	Eric Hanninen
Manager, Group Sales.....	Taylor Amarante
Manager, Inside Sales.....	Jeff Sinclair
Inside Sales Representative.....	Megan Molina
Youth Soccer Programs Manager/Sr. Account Executive.....	Anthony Perry
Account Executive.....	Matt Chan
Account Executive.....	Raul Devaskar
Account Executive.....	Chris Futch
Account Executive.....	Anthony Gooch
Account Executive.....	Francis Lopez
Account Executive.....	Melissa Moberg
Account Executive.....	Mark Raney
Account Executive.....	Ryan Trujillo

Sr. Manager, Corporate Partnerships.....	Rob Bardin
Manager, Business Development.....	Ian Anderson
Sr. Manager, Partnership Marketing.....	Leilani Wagner
Sr. Coordinator, Partnership Marketing.....	Daniel Nanas
Coordinator, Partnership Marketing.....	Dianne Antonopolous
Director, Ticket Operations.....	Jacob Thompson
Ticket Operations Coordinator.....	Adam McFarlin

Sr. Manager, Purchasing and Merchandise Operations.....	Mark Fancher
Coordinator, Merchandise Operations.....	Brett Pennington

Director, Fan Relations.....	Heather Mulvaney
Manager, Premium Seating Retention.....	Kristen Shelbourne
Fan Relations Specialist.....	Ricky Dorrego
Fan Relations Specialist.....	Danny Rebholtz
Fan Relations Specialist.....	Aaron Shapiro
Fan Relations Specialist.....	Alyssa Wong

Sr. Manager, Finance.....	Jess Olivares
Coordinator, Payroll and Human Resources.....	Peggy O'Halloran
Staff Accountant.....	Sunita Kahlon
Finance Assistant.....	Victoria Ortiz

Vice President, Business Operations & Analytics.....	Richard Fedesco
Business Intelligence Analyst.....	Drew Eiden

Sr. Director, Stadium Operations.....	Dave Hoskin
Sr. Manager, Event Operations.....	Chris Gennuso
Manager, Event Operations.....	Luke De Vogelaere
Operations Coordinator.....	Jordan Green
Manager, Facility Operations.....	Raul A. Bueno Sr.

Vice President, Marketing and Communications.....	Jed Mettee
Director, Marketing.....	Amanda Farina
Sr. Coordinator, Media Relations.....	Jake Pisani
Coordinator, Community Relations.....	Jenny Eastland
Digital Marketing Strategist.....	Paul Dewhurst
Manager, Creative Services.....	Chris MacDougall
Coordinator, Creative Services.....	Samantha Sirico
Marketing Coordinator.....	Marissa Silver

OWNERSHIP GROUP

LEW WOLFF - INVESTOR/OPERATOR

EIGHTH SEASON



Lew Wolff is co-owner of the San Jose Earthquakes after exercising his exclusive option to bring the team back to the Bay Area on July 18, 2007. Wolff's entry into MLS came after a trip to the 2006 FIFA World Cup in Germany. For over two years prior to the team's return, Wolff was instrumental in laying the groundwork for the revival of the Earthquakes as an expansion franchise with its records, colors and trophies intact.

The club will enter a new phase of its existence under Wolff in 2015 with the opening of Avaya Stadium. Due to Wolff's commitment to Bay Area soccer, the \$100-million stadium will be privately financed with no public funding. Additionally, the club secured the third-largest naming rights partner in Major League Soccer with Avaya. The facility will be among the most technologically advanced in the world thanks to the partnership. He also worked to create the club's training facility adjacent to the site of the new stadium back in 2010.

Prior to Avaya Stadium, Wolff spent four million dollars for renovations to Buck Shaw Stadium at Santa Clara University, helping create one of the best and most intimate atmospheres in MLS. The club spent seven seasons at the facility before moving to their new stadium.

In October of 2008, Wolff was a key piece in the establishment of a partnership with the English Premier League's Tottenham Hotspur Football Club. The partnership primarily focuses on both soccer and commercial development by exchanging and implementing the best practices from both organizations. The Earthquakes made preseason trips to Spurs Lodge in 2010 and 2011 and hosted Tottenham Hotspur at a sold-out Buck Shaw Stadium in 2010. Additionally, Spurs midfielder Simon Dawkins joined the Earthquakes on loan in 2011 and 2012, the first player in league history to play for an MLS organization through a strategic partnership with an international team.

The San Jose Mercury News ranked Wolff first in its annual listing of the Bay Area's 25 Most Powerful Sports Figures in both 2006 and 2007.

In September 2008, the Silicon Valley Leadership Group also presented Wolff with its prestigious "Community Cornerstone Award." The award is given to "a Silicon Valley leader who has displayed a lifetime of impeccable ethics, business achievement and community engagement."

Wolff is the founder of Wolff Urban Development and co-founder of Maritz-Wolff, entities that are involved in the development, acquisition and management of a wide range of commercial, office, parking and hotel properties in a number of California cities including San Jose, Los Angeles, Pasadena and Burbank.

Wolff's ownership interests in representative hotels and resorts include properties such as The Carlyle in New York City; Four Season Hotels in Houston, the Park Hyatt in Carlsbad; The Ritz-Carlton in St. Louis; Fairmont Hotels in San Jose and San Francisco; Rosewood-managed hotels including The Mansion in Dallas, Little Dix Bay, Virgin Gorda, Inn of the Anasazi, Sante Fe plus other brands such as Marriott. In addition, Maritz-Wolff has a 50 percent interest in the Dallas-based Rosewood Management Company, which owns and operates luxury hotels and resorts throughout the world.

Wolff began his career in real estate economics and appraisal in his hometown of St. Louis, Mo., before relocating to Los Angeles. In addition to his real estate analysis work, he also served as the President of the 20th Century Fox Realty & Development Company where he managed Fox's worldwide real estate activities.

Wolff is a former minority owner of the St. Louis Blues, the Golden State Warriors and the San Jose Missions, a now-defunct minor league baseball team. He holds a bachelor's degree in business administration from the University of Wisconsin in Madison, a master's degree in business administration from Washington University in St. Louis, and is also a member of the American Institute of Real Estate Appraisers (MAI).

Wolff resides in the Westwood section of Los Angeles with his wife, Jeane. The Wolffs have three children and four grandchildren.

EXECUTIVE STAFF

THE CLUB

2014 REVIEW

CLUB HISTORY

OPPONENTS

MEDIA INFO



KEITH WOLFF - MANAGING PARTNER

EIGHTH SEASON

Keith M. Wolff is the Managing Partner for the San Jose Earthquakes and President of Wolff Urban Development, LLC. In addition, Mr. Wolff is part of the related ownership group for the Oakland Athletics professional baseball club.

Wolff has been the point person on the Avaya Stadium project from the club's ownership group. He has been a key figure throughout the process as the club prepares to open the new venue in 2015. Avaya Stadium is the first soccer-specific stadium in the

Bay Area, has 18,000 seats, the largest outdoor bar in North America, and is the first cloud-enabled stadium in Major League Soccer. He was also instrumental on the development of the Quakes' world-class training facility adjacent to the new stadium. San Jose's training grounds were home to Tottenham Hotspur of the English Premier League for one week in July of 2010 and Atletico Madrid of La Liga in July of 2014.

At the outset of 2011, Wolff made significant progress on the Earthquakes' proposed new stadium by beginning the demolition process on the Food Machinery Building at 1125 Coleman Avenue. The demolition process wrapped up midway through the year, paving the way for the club to pursue its own stadium. Those efforts culminated with a Planned Development Permit and Guinness World Record groundbreaking ceremony in 2012.

Wolff has over 20 years of experience within the real estate industry with an emphasis on hotel, office and retail project assets. Wolff has an extensive background in all facets of commercial real estate and has been working on behalf of the team ownership group to lead the site acquisition, entitlement, design and development team for a soccer specific stadium for the Earthquakes and a new professional baseball stadium for the Athletics. Wolff received a Bachelor of Science degree, Magna Cum Laude, from the University of the Pacific, and holds a master's in business administration from Harvard University.





MICHAEL CROWLEY - MANAGING DIRECTOR

EIGHTH SEASON

Michael Crowley is in his fifth season with the Earthquakes as the Managing Director. In October of 2010, Crowley was promoted after hiring Dave Kaval as Earthquakes President. He served as the team's president from its re-launch in 2007 to October of 2010.

Under the guidance of Crowley, the club has seen significant success on the business side, including the construction of a new home - Avaya Stadium - the first soccer-specific stadium in the Bay Area. The club has hosted games at Stanford Stadium four years in a row, each drawing massive crowds - including sellouts each of the last three years. The Earthquakes also played in the inaugural event at the San Francisco 49ers' new venue, Levi's Stadium, on Sept. 2, 2014. That event drew a crowd of 48,765.

During the 2010 season, Crowley was instrumental in helping to bring club partner Tottenham Hotspur to San Jose for a friendly on July 17, 2010, a match that drew a sellout crowd as well as a national television audience on ESPN. Additionally, the Earthquakes set a franchise record for single-game attendance against the LA Galaxy on Aug. 21, 2010, with a crowd of 10,799 on hand for San Jose's 1-0 win. The new attendance mark eclipsed the previous record of 10,712 on hand for San Jose's friendly against Tottenham Hotspur.

Under Crowley's leadership in 2009, the Earthquakes signed a multi-million dollar sponsorship deal with Amway. He also played a key role in bringing the Night of Champions doubleheader to San Francisco, a doubleheader featuring the Earthquakes and Columbus Crew followed by FC Barcelona and Chivas de Guadalajara at Candlestick Park. The event drew the largest Bay Area soccer crowd since the 1999 Women's World Cup with 61,572 fans attending.

Michael Crowley also serves as President of the Oakland Athletics. The 2015 season marks Crowley's 18th year with the Athletics organization and his 17th as president after being named to the position on Sept. 28, 1998. His tenure as president is the longest in Oakland history. A limited partner in the Athletics ownership group, Crowley is responsible for the overall day-to-day functioning of the Athletics organization both on the business and baseball sides of the operation, working directly with Managing Partner Lew Wolff.

After spending three years in the San Jose office of Price Waterhouse and nine years with I.C.I./Fuller O'Brien Paints, Crowley joined the Athletics organization in July 1997 as vice president and chief financial officer. Considered a key figure in the A's resurgence as one of baseball's premier franchises, Crowley has been committed to fielding a championship-caliber team with homegrown talent. He works closely with General Manager Billy Beane on key player decisions and issues relating to the baseball operations overall objectives and philosophies.

In 1999, Crowley and his wife, Kathy, were the driving force behind Breast Cancer Awareness Day, which has raised \$1.4 million for the American Cancer Society over the last 15 years. Crowley has also served on the Bay Area's Board of Trustees of KIPP schools, which aims to create a respected, influential and nationwide family of schools that are successful in helping educationally underserved students develop the knowledge, skills and character to succeed in college and the competitive world beyond. He also served on the board of top business executives and community leaders which attempted to land the 2012 Summer Olympic Games in the Bay Area. Recently, Crowley has been named to the advisory board for the Institute of Sports Law and Ethics, as well as the President's Intercollegiate Athletics Commission at Santa Clara University.

A native Californian, the 51-year-old Crowley graduated from the University of Notre Dame in 1985 with a degree in business administration with an emphasis in accounting. He earned his MBA from Duke's Fuqua School of Business in 1992. In November of 2002, Crowley was named one of Street & Smith's Sports Business Journal's "40 Under 40," honoring the nation's top sport executives under the age of 40.

Michael resides in Los Gatos, Calif. with his wife, Kathy. The Crowleys have three children.

EXECUTIVE STAFF

DAVE KAVAL - PRESIDENT FIFTH SEASON



Dave Kaval was hired as the President of the San Jose Earthquakes in October of 2010. He oversees the business and technical sides of the franchise.

Kaval's tenure has been filled with memorable moments, ranging from a Guinness World Record for the largest participatory groundbreaking ceremony to a Supporters' Shield. He has been a key figure in getting Avaya Stadium built - an 18,000-seat venue that will be the home of the Earthquakes beginning in 2015. Avaya Stadium is the Bay Area's first soccer-specific venue and is the culmination of 40 years of professional soccer in the South Bay. He was also a Silicon Valley Business Journal 40-Under-40 recipient in 2012 and signed a deal with the San Francisco 49ers to play the first-ever event at Levi's® Stadium on Aug. 2, 2014.

Since Kaval signed on, the club has seen a significant boost in ticket sales, merchandise and sponsorship revenue. Even before the Earthquakes broke ground, luxury suites for the new stadium were sold out. The team also hit a major milestone on June 30, 2012 with 50,391 on hand for a 4-3 Earthquakes win against the LA Galaxy at Stanford Stadium, the largest non-doubleheader attendance in club history. One year later, the Earthquakes again sold out Stanford Stadium for a thrilling 3-2 comeback win against the Galaxy. The Earthquakes have doubled their ticket sales revenue since Kaval joined the club.

Kaval led the club's reunification in 2014, culminating with the unveil of a new logo and jerseys on Jan. 30 at San Pedro Square Market in Downtown San Jose. After nearly two years of focus groups, research and studies, Kaval and his team brought all generations of Earthquakes fans together with a logo that gave tribute to the many iterations of professional soccer the Bay Area has hosted since 1974.

Away from the field, Kaval actively communicates with fans through his blog on the club's website, sjearthquakes.com, Twitter (@QuakesPrez) and through office hours each Tuesday from 3-5 p.m.

Prior to joining the Earthquakes, Kaval founded the Golden Baseball League in 2003 with fellow Stanford Business School graduate Amit Patel. Kaval was responsible for raising the initial capital to launch the league and attracted a number of investors from around the country to fund the venture. He also negotiated a number of major corporate partnerships, including the multi-million dollar league naming rights agreement with Safeway. Kaval served as the President of the Yuma Scorpions, Long Beach Armada and Chico Outlaws teams, as well as the Arizona Winter League. The Golden Baseball League included 12 teams in three different countries. Under Kaval's leadership, the league turned an operating profit in multiple years.

In addition to his time with the Golden Baseball League, Kaval worked at Key Bank, served as a Business Analyst for Accenture, and was the Director of Business Development for Sparks.com. Kaval has also spent time in the Office of the President of the United States on the budget for National Security. He is a recognized expert by the Superior Court of the State of California on the subject of minor league baseball and the business of professional sports. He lectures in a variety of programs at Stanford University, including the Graduate School of Business, and is a Director of the Workforce Investment Board in San Mateo County.

A native of Cleveland, Ohio, Kaval earned a B.A. in 1998 and an M.B.A. in 2003 from Stanford University. He currently resides in Menlo Park with his wife and two daughters.

THE CLUB

2014 REVIEW

CLUB HISTORY

OPONENTS

MEDIA INFO

TECHNICAL STAFF

JOHN DOYLE - GENERAL MANAGER

EIGHTH SEASON



John Doyle is in his eighth season with the club as general manager of soccer operations.

Doyle signed Dominic Kinnear as the team's head coach at the end of the 2014 season. Kinnear, the third-winningest coach in MLS history, previously led the Earthquakes to a Supporters' Shield in 2005, and later won two MLS Cups with the Houston Dynamo in 2006 and 2007.

Doyle and the Earthquakes had one of the most successful regular-seasons in club history in 2012, finishing 19-6-9 with 66 points, the third-highest total in MLS history. Doyle's savvy offseason acquisitions, including Honduran national teamers Victor Bernardez and Marvin Chavez and Tottenham Hotspur professional Simon Dawkins, coupled with timely roster moves from the previous three seasons played a key role in securing the club's second Supporters' Shield trophy. Chris Wondolowski, Steven Lenhart and Alan Gordon each had career years after joining the Earthquakes through separate trades in 2009 and 2011, respectively.

After a slow start in their 2008 expansion season, Doyle showed his resourcefulness by overhauling the team's attack during the international transfer window in July, signing English midfielder Darren Huckerby and former AS Roma midfielder Francisco Lima, and trading for midfielder Arturo Alvarez. Those moves jump-started the Quakes attack and helped them put together a nine-game unbeaten streak from July 12-Sept. 27, the longest unbeaten streak in the league in 2008 and the second-longest ever by an expansion team. The team finished the year with more wins (8), points (33) and goals scored (32) than any expansion team in the decade.

Doyle has been a part of the Earthquakes' organization every season since its inception. He and Michael Emenalo were signed as the first players in club history on Dec. 7, 1995, when the team was known as the San Jose Clash. The Fremont, Calif. native played five illustrious seasons as the captain of the Clash/Earthquakes and until 2003 held the team records for games played (132) and minutes played (11,385). A two-time MLS All-Star (1996, 1997), Doyle scored 11 goals and dished out 15 assists in his career. He was the 1996 MLS Defender of the Year and named to the League's Best XI that year.

Following his retirement at the end of the 2000 season, Doyle served as the television analyst from 2001-03. He was then hired on Jan. 22, 2004, as the assistant coach for Dominic Kinnear. With Doyle as the assistant coach, the Quakes made two consecutive playoff appearances and in 2005 won the Supporters' Shield. The 2005 team became just the second team in league history to record over 60 points. In 2005, Doyle was the inaugural member of the San Jose Earthquakes Hall of Fame.

The former University of San Francisco All-American enjoyed one of the most decorated playing careers in U.S. soccer history. Doyle first began training with the U.S. national team in 1987 and was a member of the squad until 1994. He played in the 1988 Seoul Olympics and the 1990 World Cup in Italy, as well as the 1991 CONCACAF Gold Cup. Doyle earned 53 caps for the U.S., notching three goals and two assists.

Doyle grew up in nearby Fremont and starred at Washington High School. He resides in Pleasanton with his wife, Kaarin, and their two children, Jay and Kate.

THE CLUB

2014 REVIEW

CLUB HISTORY

OPPONENTS

MEDIA INFO

TECHNICAL STAFF

THE CLUB



DOMINIC KINNEAR - HEAD COACH

FIRST SEASON

Former U.S. international Dominic Kinnear is one of four coaches in league history to win multiple MLS Cups. He led the Houston Dynamo to titles in 2006 and 2007 and was an assistant coach for the Earthquakes' championships in 2001 and 2003. The Glasgow native is third all-time with 139 wins and is one of just six head coaches in MLS history to win 100 games. In 2005, Kinnear won the first Supporters' Shield in club history. He also ranks third all-time in MLS Cup Playoff wins with 15 and has reached the post-season in nine of his 11 seasons as a head coach.

2014 REVIEW

Kinnear began his coaching career as an assistant for the Earthquakes in 2001 and helped the club to MLS Cups in 2001 and 2003. Following his successful transition to the sidelines, he was named the club's sixth head coach in 2004 and led the team to the MLS Cup Playoffs during his first season at the helm. One year later, he engineered one of the best regular seasons in MLS history with an 18-4-10 clip – still the league record for fewest losses in a season. He closed that campaign on a 14-game unbeaten streak, which ranks eighth all-time. For his efforts, Kinnear was named MLS Coach of the Year.

CLUB HISTORY

He remained with the team after its relocation to Houston and immediately continued the winning ways he established in San Jose with MLS Cup championships in 2006 and 2007. He is one of just two head coaches in league history to win back-to-back titles, joining Bruce Arena. Kinnear also led the Dynamo to MLS Cup Finals in 2011 and 2012, conference championship games in 2009 and 2013 and CONCACAF Champions League Quarterfinals in 2008-09 and 2012-13. He compiled a 112-88-86 record during his nine years with Houston and reached the post-season in seven of those nine years.

OPPONENTS

Prior to his coaching career, Kinnear spent 12 years as a professional soccer player. His first team was the San Francisco Bay Blackhawks, where he spent three seasons and won a title in 1991. After seasons with the San Jose Hawks in 1993 and the Fort Lauderdale Strikers in 1994, Kinnear signed with Necaxa of the Mexican First Division and helped lead them to the Mexican Cup in 1995. He then signed with the APSL's Seattle Sounders, where he again was part of a championship team.

Kinnear was part of Major League Soccer's debut season in 1996, making 14 appearances for the Colorado Rapids. He returned to the Bay Area on Jan. 7, 1997 in an offseason trade that sent Kinnear to what was then the San Jose Clash along with a second round pick in the 1997 MLS SuperDraft in exchange for Paul Bravo and Rafael Amaya. He scored two goals and had four assists in 28 games for the Clash that season, and then closed his playing career with three seasons for the Tampa Bay Mutiny from 1998-00. Kinnear served as the Mutiny's captain in 1999 and led them to the playoffs that season.

MEDIA INFO

His international career included 54 caps for the U.S. national team, with nine goals and two assists. His best year in a national team jersey was 1993, when he led the team in scoring with seven goals and one assist. He was captain of the national team for its match against his native Scotland on May 17, 1992, in Denver, Colo.

A native of Glasgow, Scotland, Kinnear moved to California at age three and grew up in Fremont, Calif. He is married to Colleen and they have three children: David, Sophia, and Grace. In his spare time, Kinnear enjoys watching his children play soccer and listening to music. His favorite bands include Robert Cray, U2, and Alice in Chains.



STEVE RALSTON - ASSISTANT COACH

FIRST SEASON

Steve Ralston enters his first year with the Earthquakes after four years as an assistant coach with the Houston Dynamo, originally joining Kinnear on the sidelines in July of 2010 following his retirement from professional soccer. The Dynamo reached the MLS Cup Playoffs three times during Ralston's tenure, including back-to-back trips to the MLS Cup Final in 2011 and 2012 and an appearance in the Eastern Conference Final in 2013.

A native of St. Louis, Ralston retired as the all-time MLS leader in assists (135), games played (378), starts (372), and minutes played (33,143). As a midfielder, he played in four MLS Cup finals for New England and was named an MLS All-Star seven times. He received MLS Best XI recognition three times during his 15-year career and is the only three-time recipient of the MLS Fair Play Award in league history.

On the international level, Ralston appeared 36 times for the United States national team and scored four goals, including the game-winning goal against Mexico on September 3, 2005, as the United States clinched qualification for the World Cup. He was an alternate for the World Cup squad but has represented the United States at the Gold Cup three times, including championship squads in 2005 and 2007.



IAN RUSSELL - ASSISTANT COACH

EIGHTH SEASON

Ian Russell returns to San Jose for his eighth season as assistant coach. The former Earthquakes player works closely with head coach Dominic Kinnear in the preparation of daily training sessions, while also helping to coordinate San Jose's international and collegiate scouting efforts.

Russell has contributed to several milestones since 2008. The Earthquakes posted what was the best expansion effort in league history over the previous decade in 2008. He also helped San Jose reach the MLS Cup Playoffs in 2010 and 2012, the latter of which came after an historic regular season that included a 19-6-9 record for 66 points and the club's second Supporters' Shield trophy.

A native of Seattle, Wash., Russell spent six seasons playing for the San Jose Earthquakes from 2000-05, and seven total years in MLS. After being selected in the fifth round of the 2000 MLS SuperDraft, Russell appeared in 131 games for the Quakes. A lightning-quick midfielder, he scored five goals and notched 20 assists, aiding the Quakes to their two MLS Cups in 2001 and 2003. Russell's best season came in 2001 when he started all 26 league matches, producing three goals and nine assists.

Prior to his MLS career, Russell starred at the University of Washington as a three-time (1995-97) All-Mountain Pacific Sports Federation First Team honoree. He moved on to play two seasons for the Seattle Sounders, then of the A-League. Russell holds a U.S. Soccer Federation "A" coaching license.

TECHNICAL STAFF

THE CLUB

2014 REVIEW

CLUB HISTORY

OPPONENTS

MEDIA INFO



TIM HANLEY - GOALKEEPER COACH

NINTH SEASON

Tim Hanley returns to San Jose as the goalkeeper coach. The 16-year coaching veteran and Bay Area native spent three seasons with the Clash from 1997-99 and then five seasons with the Earthquakes from 2001-05. He helped the club to MLS Cup titles in 2001 and 2003 and was part of San Jose's first Supporters' Shield run in 2005. He then spent eight years with the Houston Dynamo, including their first two seasons in 2006-07 and then six more from 2009-14.

Hanley coached three Goalkeeper of the Year winners in a four-year span from 2002-05 (Joe Cannon 2002; Pat Onstad 2003, 2005). He also coached in the A-League, the Premier Development League, and at Stanford University (2002-05).

As a player, Hanley played six seasons in the United States and the United Kingdom. He began his career training with Blackpool and Coventry City in England, then returned to the United States to play in the North American Soccer League. He played with the Tampa Bay Rowdies, San Jose Earthquakes, and Golden Bay Earthquakes, sandwiched around a stint at Scottish club Hibernian.



RON SHINAULT - HEAD ATHLETIC TRAINER

FIRST SEASON

Ron Shinault enters his first season with the San Jose Earthquakes, bringing 14 years of experience from the collegiate and professional levels, most recently as the Director of Sports Medicine for the University of San Francisco from 2008-2015. While working in this position, Ron worked with the Men's Soccer Team, served as the Head Athletic Trainer of the USL-1 California Victory professional soccer franchise, and served on the athletic training staff of the US Soccer U-15 National Team.

In addition to working with the USF Dons Men's and Women's Basketball programs during his tenure at USF, Ron oversaw the 15 Division I sports and the expansion of the staff from to include seven Certified Athletic Trainers for 240 student-athletes. Prior to this position, he interned with with the New England Patriots (2000), worked as a athletic trainer for the football team at Florida State University (2002-04), the men's basketball program at the University of Georgia (2004-06), and at USF (2006-08) in an assistant athletic trainer role before being promoted to the Director of Sports Medicine.

A native of Atlanta, Georgia, Ron is a 2001 graduate of the University of Georgia with a degree in Exercise and Sport Science and received his Master's in Sports Management from Florida State in 2003. He is a Certified Athletic Trainer (ATC) and member of the National Association of Athletes Trainers (NATA) as well as serving as a mentor for the Ethnic Diversity Advisory Council. In his spare time he enjoys adventure travel and cycling.



DEREK LAWRENCE - ASSISTANT TRAINER

THIRD SEASON

Derek Lawrance enters his third season with the Earthquakes as the assistant athletic trainer after joining the club in January of 2013.

Lawrance began his career with an internship at D.C. United before accepting a position as assistant athletic trainer at Elon University in North Carolina. He worked with the school's men's soccer and softball from 2008-11, eventually moving back to Major League Soccer with a position as the assistant athletic trainer for Chivas USA in 2012.

Prior to his professional experience, Lawrance graduated with a degree in athletic training from James Madison University in 2006. He went on to complete his master's in exercise science at Georgia Southern University in 2008. Lawrance was also a collegiate soccer player at Emory and Henry College from 2001-03.

TECHNICAL STAFF

THE CLUB

2014 REVIEW

CLUB HISTORY

OPPONENTS

MEDIA INFO



GREG TELLA - FITNESS COACH

SIXTH SEASON

Greg Tella enters his sixth season as an assistant coach for the Earthquakes. Tella is a certified soccer-specific speed and agility trainer. He spent time working from 2005-07 at Speed Trainers USA, where he worked with clientele of all age groups, both individually, as well as in group settings.

Starting in 2008, Tella has worked with Mustang Soccer Club in Danville as a trainer for both U-15 and U-17 boys level premier teams.

Tella played soccer for most of his life and enjoyed success at the club level with Fremont Celtic, and later at the U-23 level with the La Jolla Nomads in the San Diego area. Tella went to the University of San Diego on a full soccer scholarship and played from 1995-98.



ANDY DUNBAR - EQUIPMENT MANAGER

FIRST SEASON

Andy Dunbar enters his first season as the equipment manager for the Earthquakes, overseeing the day-to-day maintenance and upkeep of the team's kit. Dunbar joins the Quakes after five seasons as the head equipment manager for the Carolina Railhawks of the NASL from 2010-2014. After interning with the Railhawks operations department in 2009, Dunbar was promoted to head equipment manager the following season.

A soccer enthusiast growing up, Dunbar possesses a degree in sport management from North Carolina State University. A native of Raleigh, North Carolina, he currently resides in Campbell.



ERIC WEBER - ASSISTANT EQUIPMENT MANAGER

FIRST SEASON

Eric Weber enters his first season as the assistant equipment manager for the Earthquakes. Weber is a 2014 graduate of East Carolina University and holds a degree in illustration.

Weber's two greatest passions are soccer and drawing. Originally from Raleigh, North Carolina, he currently resides in San Jose.

COMMUNITY OUTREACH

THE CLUB

2014 REVIEW

CLUB HISTORY

OPPONENTS

MEDIA INFO

The San Jose Earthquakes are committed to serving the Northern California community both on and off the field. The team's foundation, the San Jose Earthquakes Community Fund, was created in 2008. The team's main focus with its community endeavors is to raise awareness among local youth about healthy lifestyles and the importance of staying active. The Earthquakes also have community programs that focus on serving the local Hispanic community. For the most up-to-date information on community programs offered by the Earthquakes, please visit www.sjearthquakes.com.

Get Earthquakes Fit

Get Earthquakes Fit is a five-week elementary school program dedicated to helping youth live active, healthy lifestyles. The program, focusing on students in third and fourth grade, instructs and supports teachers to use 10 fun activities with the goal of encouraging students to make physical activity a regular part of their day. These activities are non-competitive and low-tech, allowing for a low-stress environment that delivers a rewarding experience for kids.

School Assembly

The San Jose Earthquakes provide free school visits to elementary, middle and high schools around the Bay Area. An Earthquakes player will speak about the importance of education and healthy living, provide a skills demonstration and sign autographs. To request an appearance, please visit sjearthquakes.com/appearances.

Earthquakes Kicks for Kids Program

The Kicks for Kids program gives businesses, corporations and individuals the opportunity to provide San Jose Earthquakes tickets to non-profit organizations that serve at-risk and underprivileged children and families throughout the Bay Area. The Kicks for Kids program gives children the chance to experience the excitement of Major League Soccer and demonstrates the importance of teamwork, determination and sportsmanship. In 2011, the Earthquakes and their partners brought many at-risk and underprivileged youngsters to the stadium for soccer matches. Kicks for Kids sponsors receive a variety of valuable advertising benefits, including recognition in the official match program and in-stadium exposure.

MLS W.O.R.K.S. Humanitarian of the Year Award

Every season, Major League Soccer acknowledges the philanthropic endeavors of an Earthquakes player in conjunction with the league's continuing commitment to the San Jose community.

Donation Requests

The San Jose Earthquakes have made merchandise available to registered 501(c)3 organizations for use at fundraisers and auctions. For consideration, please email community relations coordinator Alison High at ahigh@sjearthquakes.com. Please note that all donation requests must be submitted in writing, either electronic or hard copy, at least four (4) weeks prior to the date of your event.



Steven Lenhart (above) with the San Jose Steamrollers and Chris Wondolowski (below) taking part in Get Earthquakes Fit.



2014 IN REVIEW



CHRIS WONDOLOWSKI

2014 FINAL STATISTICS

FINAL 2014 REGULAR SEASON INDIVIDUAL STATS

UNF	POS	PLAYER	GP	GS	MIN	G	A	SHT	SOG	FC	FS	OFF	CK	C	E
8	F	Chris Wondolowski	26	26	2340	14	4	77	36	24	33	18	0	2	0
23	F	Atiba Harris	24	19	1585	4	2	31	15	46	34	5	0	4	0
7	M	Cordell Cato	27	16	1577	3	2	20	8	14	12	3	6	2	0
10	M	Yannick Djalo	18	13	1136	3	2	36	7	11	36	1	1	2	0
9	M	Khari Stephenson	19	11	1080	2	2	34	8	15	12	1	0	0	0
5	D	Victor Bernardez	26	25	2231	2	1	8	4	29	22	1	0	6	0
4	M	Sam Cronin	31	30	2627	2	0	26	6	36	18	1	26	5	0
6	M	Shea Salinas	31	30	2470	1	8	26	9	31	30	4	71	3	1
11	M	Matias Perez Garcia	6	4	384	1	1	10	3	5	16	0	11	0	0
24	F	Steven Lenhart	11	10	905	1	1	31	12	16	42	5	1	5	0
80	M	Jean-Baptiste Pierazzi	24	23	1982	1	0	17	6	24	12	1	0	3	0
18	G	Jon Busch	34	34	3060	0	1	0	0	0	5	0	0	0	0
44	D	Clarence Goodson	10	10	900	0	1	8	1	10	15	0	0	2	0
3	D	Jordan Stewart	30	29	2593	0	1	9	0	36	26	1	0	5	0
26	D	Brandon Barklage	13	10	908	0	0	2	0	12	7	0	0	2	0
20	D	Shaun Francis	20	16	1436	0	0	7	1	29	7	0	0	5	0
19	F	Mike Fucito	8	0	95	0	0	0	0	5	1	1	1	1	0
17	M	Sam Garza	1	0	10	0	0	0	0	0	0	0	0	0	0
16	F	*Alan Gordon	15	6	665	0	0	17	4	17	20	9	0	3	0
77	D	Andreas Gorlitz	3	3	225	0	0	0	0	2	2	0	0	1	0
2	D	Ty Harden	17	13	1226	0	0	5	2	8	5	0	0	1	0
21	D	Jason Hernandez	20	20	1732	0	0	0	0	18	14	0	0	4	0
14	F	Adam Jahn	4	2	186	0	0	4	0	0	6	1	0	0	1
15	M	JJ Koval	22	9	954	0	0	8	1	15	5	0	0	2	0
16	D	Pablo Pintos	6	6	476	0	0	4	1	6	4	0	1	1	1
32	F	Billy Schuler	6	1	137	0	0	4	1	0	4	1	0	0	0
22	M	Tommy Thompson	13	8	690	0	0	6	1	4	20	0	0	0	0
1	G	David Bingham	0	0	0	0	0	0	0	0	0	0	0	0	0
31	G	Billy Knutsen	0	0	0	0	0	0	0	0	0	0	0	0	0
13	G	Bryan Meredith	0	0	0	0	0	0	0	0	0	0	0	0	0
25	D	Tommy Muller	0	0	0	0	0	0	0	0	0	0	0	0	0
		Own-goals received	1												
		Team totals	34	34	3060	35	26	390	126	413	450	53	118	59	3
		Opponent totals	34	34	3060	50	34	546	191	450	413	47	210	51	2

GAME-WINNING GOALS: Yannick Djalo 2, Khari Stephenson 1, Jean-Baptiste Pierazzi 1, Atiba Harris 1

GAME-WINNING ASSISTS: Shea Salinas 2, Chris Wondolowski 1, Khari Stephenson 1

PENALTY KICK GOALS/ATTEMPTS: Chris Wondolowski 1-2, Khari Stephenson 1-1

SAN JOSE EARTHQUAKES INDIVIDUAL GOALKEEPING

UNF	POS	GOALKEEPER	GP	GS	MIN	SHTS	SV	GA	GAA	PG	PA	W	L	T	SO
18	G	Jon Busch	34	34	3060	191	137	50	1.47	8	10	6	16	12	6
		Team totals	34	34	3060	191	137	50	1.47	8	10	6	16	12	6
		Opponent totals	34	34	3060	126	89	35	1.03	2	3	16	6	12	14

* = Played with other teams in 2014. Only San Jose Earthquakes statistics listed here.



2014 RESULTS

Regular Season Record: 6-16-12, 30 points

Home: 5-6-6; Away: 1-10-6

Overall 2014: 8-18-14; Exhibition: 1-0-0; US Open Cup: 1-1-0; CCL: 0-0-2; Copa Euroamericana: 0-1-0

Date	Opponent	Score	Result	Record	Attend.	Pts.
March 11	\$ DEPORTIVO TOLUCA FC	1-1	T	--	--	--
March 15	REAL SALT LAKE	3-3	T	0-0-1	10,525	1
March 19	\$ at Deportivo Toluca FC	1(5)-(4)1	L	--	--	--
March 22	at Sporting Kansas City	0-1	L	0-1-1	19,368	1
March 29	NEW ENGLAND REVOLUTION	1-2	L	0-2-1	10,525	1
April 13	COLUMBUS CREW	1-1	T	0-2-2	10,525	2
April 19	at Colorado Rapids	0-0	T	0-2-3	12,306	3
April 26	CHIVAS USA	1-0	W	1-2-3	10,525	6
May 3	at Vancouver Whitecaps FC	2-3	L	1-3-3	21,000	6
May 7	COLORADO RAPIDS	0-0	T	1-3-4	9,388	7
May 10	FC DALLAS	2-1	W	2-3-4	10,525	10
May 17	at Seattle Sounders FC	0-1	L	2-4-4	49,746	10
May 25	HOUSTON DYNAMO	3-0	W	3-4-4	10,525	13
May 31	at FC Dallas	2-1	W	4-4-4	15,682	16
June 7	at Toronto FC	0-1	L	4-5-4	22,591	16
June 11	& SACRAMENTO REPUBLIC FC	2-1	W	--	--	--
June 24	& at Seattle Sounders FC	1(4)-(1)1	L	--	--	--
June 28	# LA GALAXY	0-1	L	4-6-4	50,006	16
July 2	CHIVAS USA	0-1	L	4-7-4	9,114	16
July 11	D.C. UNITED	1-2	L	4-8-4	10,525	16
July 19	at New York Red Bulls	1-1	T	4-8-5	20,001	17
July 23	CHICAGO FIRE	5-1	W	5-8-5	10,525	20
July 27	~ ATLETICO MADRID	0(3)-(4)0	L	--	--	--
August 2	* SEATTLE SOUNDERS FC	1-0	W	6-8-5	48,765	23
August 8	at LA Galaxy	2-2	T	6-8-6	19,719	24
August 16	FC DALLAS	0-5	L	6-9-6	10,525	24
August 20	SEATTLE SOUNDERS FC	1-1	T	6-9-7	38,909	25
August 24	at Philadelphia Union	2-4	L	6-10-7	17,421	25
August 30	REAL SALT LAKE	1-1	T	6-10-8	10,525	26
Sept. 7	at Portland Timbers	3-3	T	6-10-9	20,184	27
Sept. 10	at Vancouver Whitecaps FC	0-2	L	6-11-9	17,183	27
Sept. 14	LA GALAXY	1-1	T	6-11-10	10,525	28
Sept. 20	at Montreal Impact	0-2	L	6-12-10	15,800	28
Sept. 27	at Colorado Rapids	1-1	T	6-12-11	15,634	29
October 4	PORTLAND TIMBERS	1-2	L	6-13-11	10,525	29
October 8	at Portland Timbers	0-3	L	6-14-11	20,814	29
October 11	at Real Salt Lake	0-2	L	6-15-11	20,701	29
October 14	% CDS VIDA	2-1	W	--	--	--
October 18	VANCOUVER WHITECAPS FC	0-0	T	6-15-12	10,525	30
October 26	at Chivas USA	0-1	L	6-16-12	5,571	30

Bold – Home Game

Match at Stanford Stadium; * Match at Levi's Stadium; % International friendly; & U.S. Open Cup (home leg at Kezar Stadium); \$ CONCACAF Champions League; ? U.S. Open Cup at Starfire Sports Complex; ~ Copa Euroamericana at Candlestick Park

THE CLUB

2014 REVIEW

CLUB HISTORY

OPPONENTS

MEDIA INFO

2014 MLS STANDINGS & STATS

FINAL 2014 MLS STANDINGS

	--- OVERALL ---							--- HOME ---			--- ROAD ---						
	GP	W	L	T	PTS	GF	GA	W	L	T	GF	GA	W	L	T	GF	GA
Eastern Conference																	
D.C. United	34	17	9	8	59	52	37	11	2	4	28	12	6	7	4	24	25
New England	34	17	13	4	55	51	46	11	4	2	28	14	6	9	2	23	32
Columbus	34	14	10	10	52	52	42	9	4	4	27	15	5	6	6	25	27
New York	34	13	10	11	50	55	50	10	3	4	38	23	3	7	7	17	27
Sporting KC	34	14	13	7	49	48	41	6	5	6	25	21	8	8	1	23	20
Philadelphia	34	10	12	12	42	51	51	6	3	8	30	26	4	9	4	21	25
Toronto FC	34	11	15	8	41	44	54	7	7	3	24	23	4	8	5	20	31
Houston	34	11	17	6	39	39	58	8	5	4	27	25	3	12	2	12	33
Chicago	34	6	10	18	36	41	51	4	2	11	22	20	2	8	7	19	31
Montreal	34	6	18	10	28	38	58	6	6	5	24	24	0	12	5	14	34
Western Conference																	
Seattle	34	20	10	4	64	65	50	12	4	1	31	16	8	6	3	34	34
Los Angeles	34	17	7	10	61	69	37	12	1	4	44	14	5	6	6	25	23
Real Salt Lake	34	15	8	11	56	54	39	11	1	5	33	14	4	7	6	21	25
FC Dallas	34	16	12	6	54	55	45	12	4	1	33	22	4	8	5	22	23
Vancouver	34	12	8	14	50	42	40	9	3	5	27	19	3	5	9	15	21
Portland	34	12	9	13	49	61	52	5	3	9	34	28	7	6	4	27	24
Chivas USA	34	9	19	6	33	29	61	6	9	2	14	30	3	10	4	15	31
Colorado	34	8	18	8	32	43	62	6	6	5	26	21	2	12	3	17	41
San Jose	34	6	16	12	30	35	50	5	6	6	21	21	1	10	6	14	29

GOALS

PLAYER	TEAM	GP	G
1. Bradley Wright-Phillips	NY	32	27
2. Dom Dwyer	KC	33	22
3. Robbie Keane	LA	29	19
4. Lee Nguyen	NE	32	18
5. Obafemi Martins	SEA	31	17

ASSISTS

PLAYER	TEAM	GP	A
1. Landon Donovan	LA	31	19
T2. Thierry Henry	NY	30	14
T2. Robbie Keane	LA	29	14
T2. Diego Valeri	POR	33	14
5. Obafemi Martins	SEA	31	13

SHOTS

PLAYER	TEAM	GP	SHT
1. Robbie Keane	LA	29	122
2. Deshorn Brown	COL	30	121
T3. Giles Barnes	HOU	34	113
T3. Clint Dempsey	SEA	26	113
T3. Dom Dwyer	KC	33	113

SHOTS ON GOAL

PLAYER	TEAM	GP	SOG
1. Bradley Wright-Phillips	NY	32	57
2. Robbie Keane	LA	29	54
3. Dom Dwyer	KC	33	48
4. Clint Dempsey	SEA	26	47
5. Deshorn Brown	COL	30	46

GAME-WINNING GOALS

PLAYER	TEAM	GPGWG
1. Lee Nguyen	NE	32
T2. Dom Dwyer	KC	33
T2. Bradley Wright-Phillips	NY	32
T2. Gyasi Zardes	LA	32
Five tied with 5		

GAME-WINNING ASSISTS

PLAYER	TEAM	GP	GWA
1. Robbie Keane	LA	29	6
T2. Clint Dempsey	SEA	26	5
T2. Landon Donovan	LA	31	5
Eight tied with 4			

MULTI-GOAL GAMES

PLAYER	TEAM	GP	MG
1. Bradley Wright-Phillips	NY	32	6
T2. Dom Dwyer	KC	33	5
T2. Obafemi Martins	SEA	31	5
T4. Fanendo Adi	POR	24	4
T4. Robbie Keane	LA	29	4

FOULS COMMITTED

PLAYER	TEAM	GP	FC
1. Diego Chara	POR	31	83
2. Perry Kitchen	DC	31	65
T3. Dom Dwyer	KC	33	64
T3. Matias Laba	VAN	32	61
T5. Quincy Amarikwa	CHI	32	57
T5. Marcelo Sarvas	LA	28	57

FOULS SUFFERED

PLAYER	TEAM	GP	FS
1. Quincy Amarikwa	CHI	32	101
2. Darlington Nagbe	POR	32	93
3. Lee Nguyen	NE	32	78
T4. Benny Feilhaber	KC	31	73
T4. Javier Morales	RSL	30	73
T4. Mauro Rosales	VAN	32	73

OFFSIDES

PLAYER	TEAM	GP	OFF
1. Dom Dwyer	KC	33	38
T2. Deshorn Brown	COL	30	33
T2. Marco Di Vaio	MTL	26	33
T2. Bradley Wright-Phillips	NY	32	33
5. Eddie Johnson	DC	26	32

CORNER KICKS

PLAYER	TEAM	GP	CK
1. Federico Higuain	CLB	29	134
2. Brad Davis	HOU	25	132
3. Graham Zusi	KC	25	125
4. Diego Valeri	POR	33	124
5. Javier Morales	RSL	30	118

CAUTIONS (YELLOW)

PLAYER	TEAM	GP	C
1. Oswaldo Minda	CHV	20	12
T2. Hassoun Camara	MTL	28	11
T2. Perry Kitchen	DC	31	11
T4. Nick LaBrocca	COL	31	9
T4. Gonzalo Pineda	SEA	28	9

EJECTIONS (RED CARDS)

PLAYER	TEAM	GP	E
Eight tied with 2			

GOALS AGAINST AVG.

PLAYER	TEAM	GP	GAA
1. Nick Rimando	RSL	24	1.04
2. Eric Kronberg	KC	20	1.10
3. Bill Hamid	DC	30	1.13
T4. Jaime Penedo	LA	29	1.14
T4. Andy Gruenebaum	KC	11	1.14

SAVES

PLAYER	TEAM	GP	SVS
1. Jon Busch	SJ	34	137
T2. Steve Clark	CLB	34	111
T2. Luis Robles	NY	34	111
4. Bill Hamid	DC	30	110
5. Donovan Ricketts	POR	32	105

SHUTOUTS

PLAYER	TEAM	GP	SO
1. David Ousted	VAN	34	13
2. Bill Hamid	DC	30	10
3. Stefan Frei	SEA	34	9
T4. Steve Clark	CLB	34	8
T4. Jaime Penedo	LA	29	8

THE CLUB

2014 REVIEW

CLUB HISTORY

OPPONENTS

MEDIA INFO

2014 RECORDS & MILESTONES

ALL-TIME GOALS

THE EARTHQUAKES RECORDED THEIR 750TH GOAL AS A CLUB VS. COL ON SEPT. 27

STEVEN LENHART TIED JEFF BAICHER FOR No. 7 ON THE CLUB'S ALL-TIME GOALS LIST WITH 20

TOMMY THOMPSON SCORED HIS FIRST CAREER PROFESSIONAL GOAL IN A 2-1 WIN VS. C.D.S. VIDA ON OCT. 14

JEAN-BAPTISTE PIERAZZI SCORED HIS FIRST CAREER MLS GOAL IN A 2-1 WIN VS. FC DALLAS ON MAY 31

ALL-TIME ASSISTS

SHEA SALINAS MOVED UP TO No. 8 ON THE CLUB'S ALL-TIME ASSISTS LIST WITH 28

SHEA SALINAS TIED A CAREER HIGH IN ASSISTS WITH EIGHT

CORDELL CATO TIED A CAREER HIGH IN ASSISTS WITH TWO

ALL-TIME APPEARANCES

JASON HERNANDEZ MOVED UP TO No. 3 ON THE CLUB'S ALL-TIME APPEARANCE LIST WITH 165

JOHN BUSCH MOVED UP TO No. 6 ON THE CLUB'S ALL-TIME APPEARANCES LIST WITH 150

CHRIS WONDOLOWSKI MOVED UP TO No. 5 ON THE CLUB'S ALL-TIME APPEARANCE LIST WITH 161

SAM CRONIN MOVED UP TO No. 9 ON THE CLUB'S ALL-TIME APPEARANCE LIST WITH 139

YANNICK DJALO MADE HIS MLS DEBUT IN A 2-1 LOSS VS. NE ON MARCH 29

ANDREAS GORLITZ MADE HIS MLS DEBUT IN A 1-1 DRAW VS. CLB ON APRIL 19

JJ KOVAL MADE HIS MLS DEBUT IN A 3-3 DRAW VS. RSL ON MARCH 15

MATIAS PEREZ GARCIA MADE HIS MLS DEBUT IN A 2-2 DRAW AT LA ON AUG. 8

JEAN-BAPTISTE PIERAZZI MADE HIS MLS DEBUT IN A 3-3 DRAW VS. RSL ON MARCH 15

TOMMY THOMPSON MADE HIS MLS DEBUT IN A 1-0 LOSS AT TOR ON JUNE 7

JASON HERNANDEZ MADE HIS 200TH MLS APPEARANCE VS. LA ON JUNE 28

PABLO PINTOS MADE HIS MLS DEBUT IN A 2-0 LOSS VS. MTL ON SEPT. 20

JON BUSCH MOVED UP TO No. 4 ON THE MLS LIST FOR ALL-TIME APPEARANCES WITH 297

ALL-TIME STARTS

SHEA SALINAS MADE HIS 100TH CAREER MLS START IN A 1-1 DRAW VS. COL ON SEPT. 27

TOMMY THOMPSON MADE HIS FIRST CAREER START IN A 1-1 DRAW AGAINST SEA ON AUG. 20

JON BUSCH STARTED EACH OF SAN JOSE'S 34 GAMES, TYING A CLUB RECORD FOR A SINGLE SEASON

MISCELLANEOUS ALL-TIME LEADERS

CHRIS WONDOLOWSKI MOVED UP TO No. 6 ON THE CLUB'S ALL-TIME MINUTES PLAYED LIST WITH 13,002

JON BUSCH MOVED UP TO No. 5 ON THE CLUB'S ALL-TIME MINUTES PLAYED LIST WITH 13,255

CHRIS WONDOLOWSKI MOVED UP TO No. 7 ON THE CLUB'S ALL-TIME CAUTIONS LIST WITH 20

SHEA SALINAS MOVED UP TO No. 2 ON THE CLUB'S ALL-TIME CORNER KICKS LIST WITH 235

CHRIS WONDOLOWSKI MOVED UP TO No. 2 ON THE CLUB'S ALL-TIME OFFSIDES LIST WITH 109

JON BUSCH MOVED UP TO No. 5 ON THE MLS ALL-TIME LIST FOR SAVES WITH 1116

JON BUSCH MOVED UP TO No. 5 ON THE MLS ALL-TIME LIST FOR WINS WITH 110

STEVEN LENHART MOVED UP TO No. 2 ON THE CLUB'S ALL-TIME CAUTIONS LIST WITH 25

STEVEN LENHART PASSED ERIC WYNALDA ON THE CLUB'S ALL-TIME LIST FOR MINUTES PLAYED WITH 5,013

JASON HERNANDEZ MOVED UP TO No. 3 ON THE CLUB'S ALL-TIME CAUTIONS LIST WITH 23

JON BUSCH BECAME THE SEVENTH GOALKEEPER IN LEAGUE HISTORY TO REACH 1,000 CAREER SAVES

JON BUSCH PASSED SCOTT GARLICK FOR No. 6 ON THE MLS ALL-TIME LIST FOR WINS WITH 110

CLUB RECORDS IN 2014

JON BUSCH TIED A CLUB RECORD FOR STARTS IN A SINGLE SEASON WITH 34

JON BUSCH SET THE CLUB RECORD FOR MINUTES PLAYED IN A SINGLE SEASON WITH 3060

JON BUSCH TIED THE CLUB RECORD FOR THE MOST SAVES IN A SINGLE SEASON WITH 137

JJ KOVAL BECAME THE 10TH PLAYER IN CLUB HISTORY TO MAKE 20 OR MORE APPEARANCES DURING HIS ROOKIE SEASON

TOMMY THOMPSON BECAME THE SECOND-YOUNGEST PLAYER TO START A GAME IN EARTHQUAKES HISTORY AT 19 YEARS, 5 DAYS

JON BUSCH BECAME THE OLDEST EARTHQUAKES PLAYER TO PLAY IN A MATCH AT THE AGE OF 37 YEARS, 314 DAYS

THE EARTHQUAKES SOLD OUT 15 OF THEIR 17 MLS HOME GAMES, TYING THE MOST IN A SINGLE-SEASON IN CLUB HISTORY

2014 IN REVIEW

THE CLUB

2014 REVIEW

CLUB HISTORY

OPPONENTS

MEDIA INFO

San Jose Earthquakes 1:1 Deportivo Toluca FC CCL Quarterfinals March 11, 2014 - Buck Shaw Stadium

TEAMS	1	2	FINAL
San Jose	0	1	1
Toluca	0	1	1

Scoring Summary:

TOL - Raul Nava (unassisted) 67
SJ - Alan Gordon (Shea Salinas) 90+5

Misconduct Summary:

SJ - Victor Bernardez (caution) 31
TOL - Erbin Trejo (caution) 53
TOL - Aaron Galindo (caution) 85
SJ - Jean-Baptiste Pierazzi (caution) 90+1
SJ - Shea Salinas (caution) 90+1

SAN JOSE EARTHQUAKES - Jon Busch, Brandon Barklage, Victor Bernardez, Jason Hernandez (JJ Koval 73), Jordan Stewart, Cordell Cato (Atiba Harris 86), Sam Cronin (Alan Gordon 73), Jean-Baptiste Pierazzi, Shea Salinas, Chris Wondolowski, Steven Lenhart.

DEPORTIVO TOLUCA FC - Alfredo Talavera, Francisco Gamboa, Aaron Galindo, Edgar Duenas, Edgar Benitez (Isaac Brizuela 59), Wilson Tiago, Carlos Esquivel, Gabriel Velasco, Juan Manuel Salgueiro (Paul Cesar Da Silva 83), Erbin Trejo (Miguel Ponce 71), Raul Nava.

Referee: Hilario Grajeda

Referee's Assistants: Kermit Quisenberry, Paul Scott

4th Official: Ricardo Salazar

Attendance: 10,525

Temperature: Clear, 51 degrees

San Jose Earthquakes (0-0-1) 3:3 Real Salt Lake (1-0-1) March 15, 2014 - Buck Shaw Stadium

TEAMS	1	2	FINAL
San Jose	1	2	3
Real Salt Lake	3	0	3

Scoring Summary:

SJ - Chris Wondolowski (Victor Bernardez, Shea Salinas) 6
RSL - Kyle Beckerman (Joao Plata) 11
RSL - Joao Plata (Luis Gil) 32
RSL - Luke Mulholland (unassisted) 45+4
SJ - Victor Bernardez (Shea Salinas) 75
SJ - Victor Bernardez (unassisted) 90+5

Misconduct Summary:

SJ - Steven Lenhart (caution) 9
RSL - Nat Borchers (caution) 52
SJ - JJ Koval (caution) 77
SJ - Shea Salinas (caution) 90

SAN JOSE EARTHQUAKES - Jon Busch, Cordell Cato, Victor Bernardez, Jason Hernandez, Shaun Francis, Atiba Harris (Alan Gordon 63), Sam Cronin, Jean-Baptiste Pierazzi, Shea Salinas, Chris Wondolowski, Steven Lenhart.

TOTAL SHOTS: 27; SHOTS ON GOAL: 10; SAVES: 5; FOULS: 8; OFFSIDES: 2; CORNER KICKS: 6.

REAL SALT LAKE - Nick Rimando, Tony Beltran, Nat Borchers, Aaron Maund (Carlos Salcedo 71), Chris Wingert, Kyle Beckerman, Ned Grabavoy, Luke Mulholland (Cole Grossman 69), Luis Gil, Joao Plata (Jordan Allen 82), Alvaro Saborio.

TOTAL SHOTS: 12; SHOTS ON GOAL: 8; SAVES: 7; FOULS: 14; OFFSIDES: 2; CORNER KICKS: 0.

Referee: Jorge Luna

Referee's Assistants: Eugene Mednikov, Pedro Trejo

4th Official: Miguel Panduro

Attendance: 10,525

Temperature: Clear, 72 degrees

Deportivo Toluca FC 1:1 San Jose Earthquakes CCL Quarterfinals March 19, 2014 - Estadio Nemesio Diez

TEAMS	1	2	FINAL
Toluca	0	1	1
San Jose	0	1	1

Scoring Summary:

SJ - Ty Harden (Shea Salinas) 56
TOL - Isaac Brizuela (unassisted) 69

Penalty Kick Summary:

TOL - Nava (save), Rios (goal), Velazquez (goal), Ponce (goal), Talavera (goal), Tiago (goal).
SJ - Wondolowski (save), Gordon (goal), Cronin (goal), Schuler (goal), Koval (goal), Salinas (miss).

Misconduct Summary:

SJ - Khari Stephenson (caution) 14
TOL - Erbin Trejo (caution) 19
SJ - Atiba Harris (caution) 67
TOL - Edy Brambila (caution) 112
SJ - Jon Busch (caution) 116

DEPORTIVO TOLUCA FC - Alfredo Talavera, Francisco Gamboa, Paulo Cesarda Silva, Aaron Galindo, Wilson Tiago, Antonio Rios, Juan Manuel Salgueiro (Pablo Velazquez 59), Erbin Trejo (Miguel Ponce 90), Isaac Brizuela, Edgar Benitez (Edy Brambila 86), Raul Nava.

SAN JOSE EARTHQUAKES - Jon Busch, Cordell Cato, JJ Koval, Ty Harden, Shaun Francis, Atiba Harris (Chris Wondolowski 67), Sam Cronin, Khari Stephenson (Jean-Baptiste Pierazzi 102), Shea Salinas, Billy Schuler, Steven Lenhart (Alan Gordon 89).

San Jose Earthquakes (0-1-1, 1 pts.) 0:1 Sporting KC (1-1-1, 4 pts.) March 22, 2014 - Sporting Park

TEAMS	1	2	FINAL
Kansas City	0	1	1
San Jose	0	0	0

Scoring Summary:

KC - Dominic Dwyer (penalty kick) 57

Misconduct Summary:

SJ - Victor Bernardez (caution) 9
SJ - Steven Lenhart (caution) 39
KC - Seth Sinovic (caution) 42
SJ - Clarence Goodson (caution) 57
SJ - Shaun Francis (caution) 66
KC - Paulo Nagamura (caution) 81
KC - Eric Kronberg (caution) 83

SPORTING KANSAS CITY - Eric Kronberg, Kevin Ellis, Aurelien Collin, Ike Opara, Seth Sinovic, Paulo Nagamura, Benny Feilhaber, Lawrence Olum, Graham Zusi, Dominic Dwyer, Sal Zizzo (CJ Sapong 75).

TOTAL SHOTS: 17; SHOTS ON GOAL: 4; SAVES: 1; FOULS: 17; OFFSIDES: 3; CORNER KICKS: 8.

SAN JOSE EARTHQUAKES - Jon Busch, Cordell Cato, Clarence Goodson, Victor Bernardez, Shaun Francis, Atiba Harris (Alan Gordon 76), Sam Cronin (JJ Koval 46), Jean-Baptiste Pierazzi, Shea Salinas, Chris Wondolowski, Steven Lenhart.

TOTAL SHOTS: 5; SHOTS ON GOAL: 1; SAVES: 2; FOULS: 17; OFFSIDES: 1; CORNER KICKS: 1.

Referee: Ricardo Salazar

Referee's Assistants: Peter Marikowski, Chris Strickland

4th Official: Sorin Stoica

Attendance: 19,368

Temperature: Fair, 41 degrees

**San Jose Earthquakes (0-2-1, 1 pts.) 1:2 New England Revolution (1-2-1, 4 pts.)
March 29, 2014 – Buck Shaw Stadium**

TEAMS	1	2	FINAL
San Jose	0	1	1
New England	1	1	2

Scoring Summary:

NE – Own Goal (Victor Bernardez) 35
 SJ – Chris Wondolowski (unassisted) 69
 NE – Lee Nguyen (Scott Caldwell) 90+3

Misconduct Summary:

NE – Daigo Kobayashi (caution) 51
 NE – Chris Tierney (caution) 63

SAN JOSE EARTHQUAKES – Jon Busch, Brandon Barklage (Yannick Djalo 79), Clarence Goodson, Victor Bernardez, Jordan Stewart, Cordell Cato, Sam Cronin, Jean-Baptiste Pierazzi (JJ Koval 84), Shea Salinas, Chris Wondolowski, Steven Lenhart (Alan Gordon 78).

TOTAL SHOTS: 17; SHOTS ON GOAL: 4; SAVES: 4; FOULS: 5; OFFSIDES: 2; CORNER KICKS: 5.

NEWENGLAND REVOLUTION – Bobby Shuttleworth, Andrew Farrell, AJ Soares, Jose Goncalves, Chris Tierney, Lee Nguyen, Andy Dorman, Daigo Kobayashi (Scott Caldwell 70), Diego Fagundez (Darrius Barnes 90+3), Teal Bunbury, Saer Sene (Charlie Davies 62).

TOTAL SHOTS: 11; SHOTS ON GOAL: 5; SAVES: 3; FOULS: 14; OFFSIDES: 0; CORNER KICKS: 7.

Referee: David Gantar
 Referee's Assistants: Baboucarr Jallow, Marco Arruda
 4th Official: Ioannis Stavridis
 Attendance: 10,525
 Temperature: Raining, 53 degrees

**San Jose Earthquakes (0-2-3, 3 pts.) 0:0 Colorado Rapids (3-1-2, 11 pts.)
April 19, 2014 – Dick's Sporting Goods Park**

TEAMS	1	2	FINAL
San Jose	0	0	0
Colorado	0	0	0

Scoring Summary:

None.

Misconduct Summary:

SJ – Atiba Harris (caution) 25
 SJ – Adam Jahn (ejection) 87

COLORADO RAPIDS – Clint Irwin, Thomas Piermayr, Shane O'Neill, Drew Moor, Chris Klute, Jared Watts, Dillon Powers, Nick LaBrocca (Dillon Serna 63), Vincente Sanchez, Deshorn Brown (Gabriel Torres 82), Edson Buddle.

TOTAL SHOTS: 8; SHOTS ON GOAL: 1; SAVES: 0; FOULS: 9; OFFSIDES: 2; CORNER KICKS: 10.

SAN JOSE EARTHQUAKES – Jon Busch, Andreas Gorlitz, Victor Bernardez, Clarence Goodson, Ty Harden, Atiba Harris (Yannick Djalo 70, Cordell Cato 88), Sam Cronin, JJ Koval, Shea Salinas, Chris Wondolowski, Alan Gordon (Adam Jahn 84).

TOTAL SHOTS: 6; SHOTS ON GOAL: 0; SAVES: 1; FOULS: 12; OFFSIDES: 3; CORNER KICKS: 10.

Referee: Edvin Jurisevic
 Referee's Assistants: Mike Rottersman, Scott Kachmarik
 4th Official: Tyler Ploeger
 Attendance: 12,306
 Temperature: Partly Cloudy, 64 degrees

**San Jose Earthquakes (0-2-2, 2 pts.) 1:1 Columbus Crew (3-1-1, 10 pts.)
April 13, 2014 – Buck Shaw Stadium**

TEAMS	1	2	FINAL
San Jose	0	1	1
Columbus	1	0	1

Scoring Summary:

CLB – Federico Higuain (Waylon Francis, Hector Jimenez) 44
 SJ – Chris Wondolowski (Shea Salinas) 51

Misconduct Summary:

CLB – Bernardo Anor (caution) 13
 CLB – Giancarlo Gonzalez (caution) 15
 SJ – Brandon Barklage (caution) 25
 SJ – Yannick Djalo (caution) 69

SAN JOSE EARTHQUAKES – Jon Busch, Brandon Barklage (JJ Koval 53), Victor Bernardez, Clarence Goodson, Jordan Stewart, Cordell Cato (Yannick Djalo 46), Sam Cronin, Jean-Baptiste Pierazzi, Shea Salinas, Chris Wondolowski, Alan Gordon.

TOTAL SHOTS: 20; SHOTS ON GOAL: 5; SAVES: 2; FOULS: 12; OFFSIDES: 4; CORNER KICKS: 9.

COLUMBUS CREW – Steve Clark, Josh Williams (Tyson Wahl 76), Giancarlo Gonzalez, Michael Parkhurst, Waylon Francis, Hector Jimenez, Wil Trapp, Tony Tchani, Bernardo Anor, Federico Higuain, Dominic Oduro.

TOTAL SHOTS: 20; SHOTS ON GOAL: 3; SAVES: 4; FOULS: 8; OFFSIDES: 2; CORNER KICKS: 5.

Referee: Kevin Stott
 Referee's Assistants: Corey Rockwell, Anthony Vasoli
 4th Official: Yader Reyes
 Attendance: 10,525
 Temperature: Fair, 61 degrees

**San Jose Earthquakes (1-2-3, 6 pts.) 1:0 Chivas USA (1-4-3, 6 pts.)
April 26, 2014 – Buck Shaw Stadium**

TEAMS	1	2	FINAL
San Jose	0	1	1
Chivas USA	0	0	0

Scoring Summary:

SJ – Yannick Djalo (Shea Salinas) 66

Misconduct Summary:

SJ – Jordan Stewart (caution) 9
 SJ – Alan Gordon (caution) 17
 SJ – Sam Cronin (caution) 22
 CHV – Donny Toia (caution) 27
 CHV – Oswaldo Minda (caution) 53
 CHV – Dan Kennedy (ejection) 77

SAN JOSE EARTHQUAKES – Jon Busch, Andreas Gorlitz, Victor Bernardez, Clarence Goodson, Jordan Stewart, Shea Salinas (Cordell Cato 87), Sam Cronin, JJ Koval, Atiba Harris (Yannick Djalo 46), Chris Wondolowski, Alan Gordon.

TOTAL SHOTS: 7; SHOTS ON GOAL: 2; SAVES: 3; FOULS: 15; OFFSIDES: 6; CORNER KICKS: 0.

CHIVAS USA – Dan Kennedy, Eric Avila, Carlos Bocanegra, Bobby Burling, Donny Toia, Carlos Alvarez (Luke Moore 86), Mauro Rosales (Adolfo Bautista 69), Agustin Pelletieri (Tim Melia 78), Oswaldo Minda, Leandro Barrera, Erik Torres.

TOTAL SHOTS: 15; SHOTS ON GOAL: 3; SAVES: 1; FOULS: 14; OFFSIDES: 1; CORNER KICKS: 3.

Referee: Allen Chapman
 Referee's Assistants: Ian Anderson, Mike Kampmeiner
 4th Official: Ricardo Salazar
 Attendance: 10,525
 Temperature: Clear, 57 degrees

2014 IN REVIEW

THE CLUB

2014 REVIEW

CLUB HISTORY

OPPONENTS

MEDIA INFO

Vancouver Whitecaps (3-2-4, 13 pts.) 3:2 San Jose Earthquakes (1-3-3, 6 pts.)
May 3, 2014 – BC Place Stadium

TEAMS	1	2	FINAL
Vancouver	3	0	3
San Jose	1	1	2

Scoring Summary:

VAN – Kekuta Manneh (unassisted) 10
 VAN – Pedro Morales (penalty) 19
 VAN – Pedro Morales (unassisted) 20
 SJ – Chris Wondolowski (penalty) 45
 SJ – Chris Wondolowski (unassisted) 90+1

Misconduct Summary:

VAN – Pedro Morales (caution) 21
 SJ – Alan Gordon (caution) 70

VANCOUVER WHITECAPS – David Ousted, Steven Beitashour, Andy O'Brien, Jay DeMerit, Jordan Harvey, Gershon Koffie, Matias Laba, Sebastian Fernandez (Nicolas Mezquida 69), Pedro Morales, Kekuta Manneh (Kenny Miller 57), Darren Mattocks (Erik Hurtado 30).

TOTAL SHOTS: 17; SHOTS ON GOAL: 9; SAVES: 2; FOULS: 19; OFFSIDES: 1; CORNER KICKS: 5.

SAN JOSE EARTHQUAKES – Jon Busch, Brandon Barklage (Billy Schuler 78), Victor Bernardez, Clarence Goodson, Jordan Stewart, Cordell Cato (Atiba Harris 73), Sam Cronin, JJ Koval, Shea Salinas, Yannick Djalo (Alan Gordon 14), Chris Wondolowski.

TOTAL SHOTS: 7; SHOTS ON GOAL: 4; SAVES: 6; FOULS: 14; OFFSIDES: 1; CORNER KICKS: 3.

Referee: Drew Fischer
 Referee's Assistants: Daniel Belleau, Jeremy Hanson
 4th Official: Baldomero Toledo
 Attendance: 21,000
 Temperature: Partly Cloudy, 57 degrees

San Jose Earthquakes (1-3-4, 7 pts.) 0:0 Colorado Rapids (4-2-3, 15 pts.)
May 7, 2014 – Buck Shaw Stadium

TEAMS	1	2	FINAL
San Jose	0	0	0
Colorado	0	0	0

Scoring Summary:

None.

Misconduct Summary:

COL – Charles Eloundou (caution) 43
 SJ – Victor Bernardez (caution) 78

SAN JOSE EARTHQUAKES – Jon Busch, Andreas Gorlitz (Brandon Barklage 45), Victor Bernardez, Ty Harden, Jordan Stewart, Atiba Harris (Cordell Cato 77), Khari Stephenson (JJ Koval 81), Jean-Baptiste Pierazzi, Shea Salinas, Chris Wondolowski, Alan Gordon.

TOTAL SHOTS: 15; SHOTS ON GOAL: 7; SAVES: 4; FOULS: 15; OFFSIDES: 2; CORNER KICKS: 6.

COLORADO RAPIDS – Clint Irwin, Thomas Piermayr, Shane O'Neill, Drew Moor, Chris Klute, Kamani Hill, Jared Watts, Dillon Powers (Nathan Sturgis 70), Charles Eloundou (Dillon Serna 77), Gabriel Torres, Edson Buddle.

TOTAL SHOTS: 16; SHOTS ON GOAL: 4; SAVES: 7; FOULS: 8; OFFSIDES: 2; CORNER KICKS: 3.

Referee: Ismail Elfath
 Referee's Assistants: Mike Rottersman, Marco Arruda
 4th Official: Alejandro Mariscal
 Attendance: 9,388
 Temperature: None, 60 degrees

San Jose Earthquakes (2-3-4, 10 pts.) 2:1 FC Dallas (5-5-1, 16 pts.)
May 10, 2014 – Buck Shaw Stadium

TEAMS	1	2	FINAL
San Jose	1	1	2
Dallas	0	1	1

Scoring Summary:

SJ – Cordell Cato (Clarence Goodson, Jon Busch) 25
 SJ – David Texeira (own goal) 73
 DAL – Michel (unassisted) 76

Misconduct Summary:

SJ – Jordan Stewart (caution) 14
 SJ – Sam Cronin (caution) 29
 SJ – Shea Salinas (ejection) 45
 SJ – Cordell Cato (caution) 67
 DAL – Michel (caution) 72
 SJ – Mike Fucito (caution) 81

SAN JOSE EARTHQUAKES – Jon Busch, Brandon Barklage, Victor Bernardez, Clarence Goodson, Jordan Stewart, Cordell Cato (Ty Harden 85), Khari Stephenson (Mike Fucito 60), Sam Cronin, Shea Salinas, Chris Wondolowski, Alan Gordon (JJ Koval 56).

TOTAL SHOTS: 7; SHOTS ON GOAL: 4; SAVES: 4; FOULS: 16; OFFSIDES: 0; CORNER KICKS: 5.

FC DALLAS – Raul Fernandez, Zach Loyd (David Texeira 46), Matt Hedges, Walker Zimmerman, Michel, Tesho Akindele (Andrew Jacobson 89), Victor Ulloa, Hendry Thomas (Jair Benitez 73), Danny Garcia, Fabian Castillo, Blas Perez.

TOTAL SHOTS: 20; SHOTS ON GOAL: 5; SAVES: 3; FOULS: 8; OFFSIDES: 2; CORNER KICKS: 11.

Referee: Chris Penso
 Referee's Assistants: Frank Anderson, Jeff Hosking
 4th Official: Daniel Radford
 Attendance: 10,525
 Temperature: Clear, 62 degrees

Seattle Sounders FC (8-3-1, 25 pts.) 1:0 San Jose Earthquakes (2-4-4, 10 pts.)
May 17, 2014 – CenturyLink Field

TEAMS	1	2	FINAL
Seattle	1	0	1
San Jose	0	0	0

Scoring Summary:

SEA – Obafemi Martins (Gonzalo Pineda, Marco Pappa) 8.

Misconduct Summary:

SEA – Gonzalo Pineda (caution) 90.

SEATTLE SOUNDERS FC – Stefan Frei, Jalil Anibaba, Chad Marshall, Zach Scott, Leo Gonzalez, Lamar Neagle (Andy Rose 90+1), Gonzalo Pineda, Osvaldo Alonso, Marco Pappa (Dylan Remick 87), Obafemi Martins, Kenny Cooper (Chad Barrett 70).

TOTAL SHOTS: 16; SHOTS ON GOAL: 5; SAVES: 1; FOULS: 7; OFFSIDES: 2; CORNER KICKS: 6.

SAN JOSE EARTHQUAKES – Jon Busch, Brandon Barklage, Ty Harden, Jordan Stewart, Shaun Francis, Cordell Cato (Sam Garza 80), Jean-Baptiste Pierazzi (JJ Koval 88), Khari Stephenson, Sam Cronin, Billy Schuler (Mike Fucito 75), Atiba Harris.

TOTAL SHOTS: 8; SHOTS ON GOAL: 1; SAVES: 4; FOULS: 4; OFFSIDES: 2; CORNER KICKS: 2.

Referee: Jair Marrufo
 Referee's Assistants: Claudio Badea, Matthew Nelson
 4th Official: Baboucarr Jallow
 Attendance: 49,746
 Temperature: Cloudy, 68 degrees

San Jose Earthquakes (3-4-4, 13 pts.) 3:0 Houston Dynamo (5-7-2, 17 pts.) May 25, 2014 – Buck Shaw Stadium

TEAMS	1	2	FINAL
San Jose	1	2	3
Houston	0	0	0

Scoring Summary:

SJ – Khari Stephenson (Shea Salinas) 38
 SJ – Khari Stephenson (penalty kick) 58
 SJ – Atiba Harris (unassisted) 70

Misconduct Summary:

SJ – Steven Lenhart (caution) 60

SAN JOSE EARTHQUAKES – Jon Busch, Brandon Barklage, Shaun Francis, Ty Harden, Jordan Stewart, Yannick Djalo (Billy Schuler 73), Atiba Harris, Jean-Baptiste Pierazzi, Shea Salinas, Khari Stephenson (JJ Koval 86), Steven Lenhart (Alan Gordon 80).

TOTAL SHOTS: 13; SHOTS ON GOAL: 5; SAVES: 6; FOULS: 13; OFFSIDES: 0; CORNER KICKS: 1.

HOUSTON DYNAMO – Tally Hall, Corey Ashe, David Horst, Kofi Sarkodie, Jermaine Taylor (A.J. Cochran 72), Giles Barnes, Servando Carrasco, Warren Creavalle (Alexander Lopez 59), Omar Cummings, Andrew Driver (Jason Johnson 45), Will Bruin.

TOTAL SHOTS: 13; SHOTS ON GOAL: 6; SAVES: 2; FOULS: 16; OFFSIDES: 1; CORNER KICKS: 2.

Referee: Geoff Gamble

Referee's Assistants: Peter Balciunas, Mike Kampmeier

4th Official: Alejandro Mariscal

Attendance: 10,525

Temperature: Partly Cloudy, 73 degrees

FC Dallas (5-7-3, 18 pts.) 1:2 San Jose Earthquakes (4-4-4, 16 pts.) May 31, 2014 – Toyota Stadium

TEAMS	1	2	FINAL
Dallas	1	0	1
San Jose	2	0	2

Scoring Summary:

DAL – Blaz Perez (Fabian Castillo) 16
 SJ – Atiba Harris (Steven Lenhart) 27
 SJ – Jean-Baptiste Pierazzi (Khari Stephenson) 45

Misconduct Summary:

DAL – Adam Moffat (caution) 25
 DAL – Adam Moffat (second caution, ejection) 37
 SJ – Brandon Barklage (caution) 87
 SJ – Cordell Cato (caution) 89

FC DALLAS – Chris Seitz, Matt Hedges, Moises Hernandez (Jair Benitez 45), Zach Loyd, Walker Zimmerman, Fabian Castillo, Adam Moffat, Victor Ulloa, Je-Vaughn Watson (Ryan Hollingshead 72), Tesho Akindele, Blaz Perez (Peter Luccin 45).

TOTAL SHOTS: 14; SAVES: 2; FOULS: 13; OFFSIDES: 3; CORNER KICKS: 7.

SAN JOSE EARTHQUAKES – Jon Busch, Shaun Francis (Brandon Barklage 72), Clarence Goodson, Ty Harden, Jordan Stewart, Atiba Harris, Jean-Baptiste Pierazzi, Shea Salinas (Cordell Cato 67), Khari Stephenson (Sam Cronin 70), Yannick Djalo, Steven Lenhart.

TOTAL SHOTS: 14; SAVES: 6; FOULS: 13; OFFSIDES: 0; CORNER KICKS: 2.

Referee: Jose Carlos Rivero

Referee's Assistants: Philippe Briere, Jonathan Johnson

4th Official: Kevin Terry Jr.

Attendance: 15,682

Temperature: Cloudy, 84 degrees

Toronto FC (6-4-1, 19 pts.) 1:0 San Jose Earthquakes (4-5-4, 16 pts.) June 7, 2014 – BMO Field

TEAMS	1	2	FINAL
Toronto	1	0	1
San Jose	0	0	0

Scoring Summary:

TFC – Jermaine Defoe (penalty kick) 27

Misconduct Summary:

TFC – Doneil Henry (caution) 17
 SJ – Sam Cronin (caution) 60
 SJ – Clarence Goodson (caution) 66
 TFC – Nick Hagglund (caution) 84
 TFC – Jermaine Defoe (caution) 90+3

TORONTO FC – Joe Bendik, Mark Bloom, Doneil Henry, Steven Caldwell, Nick Hagglund, Jackson (Dominic Oduro 65), Luke Moore, Collen Warner, Jonathan Osorio, Kyle Bekker (Daniel Lovitz 78)(Justin Morrow 81), Jermaine Defoe.

TOTAL SHOTS: 14; SHOTS ON GOAL: 4; SAVES: 2; FOULS: 19; OFFSIDES: 3; CORNER KICKS: 7.

SAN JOSE EARTHQUAKES – Jon Busch, Brandon Barklage, Ty Harden, Clarence Goodson, Jordan Stewart, Cordell Cato, Jean-Baptiste Pierazzi, Sam Cronin (JJ Koval 69), Shea Salinas (Tommy Thompson 89), Alan Gordon (Billy Schuler 70), Steven Lenhart.

TOTAL SHOTS: 11; SHOTS ON GOAL: 2; SAVES: 3; FOULS: 16; OFFSIDES: 0; CORNER KICKS: 4.

Referee: Fotis Bazakos

Referee's Assistants: Brian Poeschel, Richard Gamache

4th Official: Yusri Rudolf

Attendance: 22,591

Temperature: Sunny, 78 degrees

San Jose Earthquakes 2:1 Sacramento Republic FC Lamar Hunt U.S. Open Cup Fourth Round June 11, 2014 – Kezar Stadium

TEAMS	1	2	FINAL
San Jose	1	1	2
Sacramento	1	0	1

Scoring Summary:

SAC – Justin Braun (Chad Bartlome) 42
 SJ – Khari Stephenson (penalty kick) 45
 SJ – Cordell Cato (unassisted) 73

Misconduct Summary:

SAC – Harrison Delbridge (caution) 3
 SJ – Atiba Harris (caution) 23
 SAC – Chad Bartlome (caution) 45
 SAC – Rodrigo Lopez (caution) 45
 SAC – Chad Bartlome (second caution, ejection) 78
 SJ – Ty Harden (caution) 83
 SJ – Jean-Baptiste Pierazzi (caution) 90

SAN JOSE EARTHQUAKES – David Bingham, Ty Harden, Jason Hernandez, Clarence Goodson, Shaun Francis, Atiba Harris, JJ Koval (Jean-Baptiste Pierazzi 68), Khari Stephenson, Cordell Cato, Mike Fucito (Billy Schuler 85), Steven Lenhart.

TOTAL SHOTS: 9; SHOTS ON GOAL: 5; SAVES: 2; FOULS: 10; OFFSIDES: 2; CORNER KICKS: 2.

SACRAMENTO REPUBLIC FC – Dominik Jakubek, Emrah Klimenta, Harrison Delbridge, Nemanja Vukovic, Jack Avesyan, Max Alvarez (Dakota Collins 85), Octavio Guzman (Chad Bond 76), Steven Evans (Gilberto 85), Rodrigo Lopez, Justin Braun, Chad Bartlome.

TOTAL SHOTS: 14; SHOTS ON GOAL: 3; SAVES: 3; FOULS: 9; OFFSIDES: 0; CORNER KICKS: 6.

Referee: Juan Guzman

Attendance: 3,788

2014 IN REVIEW

THE CLUB

2014 REVIEW

CLUB HISTORY

OPPONENTS

MEDIA INFO

Seattle Sounders FC 1:1 San Jose Earthquakes (Seattle wins 4-1 on penalties)
Lamar Hunt U.S. Open Cup Fifth Round
June 24, 2014 – Starfire Sports Complex

TEAMS	1	2	FINAL
Seattle	1	0	1
San Jose	1	0	1

Scoring Summary:

SJ – Steven Lenhart (unassisted) 24
 SEA – Kenny Cooper (Lamar Neagle) 26

Penalty Kick Summary:

SEA – Pineda (goal), Pappa (goal), Evans (goal), Neagle (goal).
 SJ – Stephenson (goal), Gordon (miss), Koval (save).

Misconduct Summary:

SJ – Atiba Harris (caution) 19
 SJ – Steven Lenhart (caution) 34
 SJ – Shaun Francis (caution) 49
 SJ – Alan Gordon (caution) 113

SEATTLE SOUNDERS FC – Marcus Hahnemann, Brad Evans, Chad Marshall, Zach Scott, Leonardo Gonzalez, Lamar Neagle, Michael Azira, Gonzalo Pineda, Marco Pappa, Kenny Cooper (Chad Barrett 78), Cam Weaver (Jalil Anibaba 90+9).

SAN JOSE EARTHQUAKES – David Bingham, Brandon Barklage, Ty Harden, Clarence Goodson, Shaun Francis, JJ Koval, Sam Cronin, Atiba Harris (Billy Schuler 90+4), Michael Fucito (Cordell Cato 83), Steven Lenhart (Alan Gordon 62), Khari Stephenson.

Referee: Mark Kadlecik
 Referee's Assistants: Fabio Tovar, Brandon Major
 4th Official: Tyler Ploeger
 Attendance: 4,023

San Jose Earthquakes (4-7-4, 16 pts.) 0:1 Chivas USA (4-7-5, 17 pts.)
July 2, 2014 – Buck Shaw Stadium

TEAMS	1	2	FINAL
San Jose	0	0	0
Chivas USA	0	1	1

Scoring Summary:

CHV – Erik Torres (unassisted) 53

Misconduct Summary:

SJ – Jordan Stewart (caution) 21
 CHV – Donny Toia (caution) 42
 SJ – Jean-Baptiste Pierazzi (caution) 62
 CHV – Mauro Rosales (caution) 76
 CHV – Tony Lochhead (caution) 88
 CHV – Bobby Burling (caution) 90+2

San Jose Earthquakes – Jon Busch, Brandon Barklage (Victor Bernardez 79), Clarence Goodson, Ty Harden, Jordan Stewart (Mike Fucito 89), Cordell Cato, Sam Cronin (Alan Gordon 71), Jean-Baptiste Pierazzi, Yannick Djalo, Khari Stephenson, Steven Lenhart.

SHOTS: 16; SHOTS ON GOAL: 3; SAVES: 3; FOULS: 11; CORNER KICKS: 6; OFFSIDES: 4.

Chivas USA – Dan Kennedy, Donny Toia, Bobby Burling, Carlos Bocanegra, Tony Lochhead, Mauro Rosales (Andrew Jean-Baptiste 79), Eric Avila (Nathan Sturgis 68), Oswaldo Minda, Marco Delgado, Erick Torres, Ryan Finley (Leandro Barrera 71).

SHOTS: 10; SHOTS ON GOAL: 4; SAVES: 3; FOULS: 19; CORNER KICKS: 0; OFFSIDES: 3.

Referee: Ricardo Salazar
 Referee's Assistants: Greg Barkey, Eduardo Mariscal
 4th Official: Daniel Radford
 Attendance: 9,114
 Temperature: Partly Cloudy, 67 degrees

San Jose Earthquakes (4-6-4, 16 pts.) 0:1 LA Galaxy (5-3-5, 20 pts.)
June 28, 2014 – Stanford Stadium

TEAMS	1	2	FINAL
San Jose	0	0	0
Los Angeles	0	1	1

Scoring Summary:

LA – Gyasi Zardes (Marcelo Sarvas, Robbie Keane) 61.

Misconduct Summary:

LA – Dan Gargan (caution) 67
 LA – Landon Donovan (caution) 90

SAN JOSE EARTHQUAKES – Jon Busch, Brandon Barklage (Mike Fucito 73), Clarence Goodson, Ty Harden, Jordan Stewart, Cordell Cato, Jean-Baptiste Pierazzi, Khari Stephenson, Sam Cronin (JJ Koval 90+2), Yannick Djalo (Alan Gordon 73), Steven Lenhart.

TOTAL SHOTS: 13; SHOTS ON GOAL: 1; SAVES: 4; FOULS: 11; OFFSIDES: 0; CORNER KICKS: 6.

LA GALAXY – Jaime Penedo, Dan Gargan, Kofi Opare, Tommy Meyer, Robbie Rogers, Stefan Ishizaki, Baggio Husidic, Landon Donovan, Marcelo Sarvas (Juninho 85), Gyasi Zardes (Rob Friend 81), Robbie Keane.

TOTAL SHOTS: 17; SHOTS ON GOAL: 5; SAVES: 1; FOULS: 10; OFFSIDES: 0; CORNER KICKS: 3.

Referee: Baldomero Toledo
 Referee's Assistants: Corey Rockwell, Frank Anderson
 4th Official: Juan Guzman
 Attendance: 50,006
 Temperature: Clear, 75 degrees

San Jose Earthquakes (4-8-4, 16 pts.) 1:2 D.C. United (9-5-4, 31 pts.)
July 11, 2014 – Buck Shaw Stadium

TEAMS	1	2	FINAL
San Jose	1	0	1
DC	2	0	2

Scoring Summary:

DC – Eddie Johnson (penalty) 12
 DC – Luis Silva (Chris Rolfe) 25
 SJ – Chris Wondolowski (Khari Stephenson) 39

Misconduct Summary:

DC – Perry Kitchen (caution) 72
 DC – Eddie Johnson (caution) 87
 SJ – Alan Gordon (caution) 90+2

SAN JOSE EARTHQUAKES – Jon Busch, Brandon Barklage (Shaun Francis 46), Victor Bernardez, Clarence Goodson, Jordan Stewart (Alan Gordon 81), Atiba Harris (Shea Salinas 67), Sam Cronin, Khari Stephenson, Yannick Djalo, Chris Wondolowski, Steven Lenhart.

SHOTS: 18; SHOTS ON GOAL: 8; SAVES: 1; FOULS: 9; CORNER KICKS: 5; OFFSIDES: 4.

DC UNITED – Bill Hamid, Chris Korb, Steve Birnbaum, Bobby Boswell, Sean Franklin, Nick DeLeon, Perry Kitchen, Davy Arnaud, Chris Rolfe, Luis Silva (Lewis Neal 75), Eddie Johnson (Conor Doyle 88).

SHOTS: 9; SHOTS ON GOAL: 3; SAVES: 7; FOULS: 13; CORNER KICKS: 3; OFFSIDES: 1.

Referee: Jair Marrufo
 Referee's Assistants: Baboucarr Jallow, Mike Rottersman
 4th Official: Juan Guzman
 Attendance: 10,525
 Temperature: Clear, 66 degrees

New York Red Bulls (5-6-9, 24 pts.) 1:1 San Jose Earthquakes (4-8-5, 17 pts.)
July 19, 2014 – Red Bull Arena

TEAMS	1	2	FINAL
New York	1	0	1
San Jose	0	1	1

Scoring Summary:

NY – Bradley Wright-Phillips (penalty) 33
 SJ – Steven Lenhart (unassisted) 85

Misconduct Summary:

SJ – Chris Wondolowski (caution) 33
 SJ – Shaun Francis (caution) 45+1
 SJ – Steven Lenhart (caution) 64
 NY – Tim Cahill (caution) 70
 NY – Jamison Olave (caution) 70
 SJ – Shea Salinas (caution) 78
 NY – Lloyd Sam (caution) 84
 NY – Peguy Luyindula (caution) 90+4

NEW YORK RED BULLS – Luis Robles, Chris Duvall, Jamison Olave, Ibrahim Sekagya, Ambroise Oyongo Bitolo, Lloyd Sam, Tim Cahill (Peguy Luyindula 74), Dax McCarty, Eric Alexander, Bradley Wright-Phillips, Thierry Henry.

TOTAL SHOTS: 10; SHOTS ON GOAL: 5; SAVES: 4; FOULS: 21; OFFSIDES: 2; CORNER KICKS: 5.

SAN JOSE EARTHQUAKES – Jon Busch, Jordan Stewart, Jason Hernandez, Victor Bernardez, Shaun Francis, Shea Salinas (Alan Gordon 90), Sam Cronin, Jean-Baptiste Pierazzi (Khari Stephenson 69), Yannick Djalo (Atiba Harris 83), Steven Lenhart, Chris Wondolowski.

TOTAL SHOTS: 10; SHOTS ON GOAL: 5; SAVES: 3; FOULS: 7; OFFSIDES: 1; CORNER KICKS: 1.

Referee: Jose Carlos Rivero
 Referee's Assistants: Claudio Badaea, Danny Thornberry
 4th Official: Robert Sibiga
 Attendance: 20,001
 Temperature: Partly Cloudy, 76 degrees

San Jose Earthquakes (5-8-5, 20 pts.) 5:1 Chicago Fire (3-5-11, 20 pts.)
July 23, 2014 – Buck Shaw Stadium

TEAMS	1	2	FINAL
San Jose	1	4	5
Chicago	0	1	1

Scoring Summary:

SJ – Shea Salinas (Yannick Djalo) 45
 SJ – Atiba Harris (unassisted) 52
 SJ – Chris Wondolowski (Atiba Harris) 62
 CHI – Grant Ward (Matt Watson) 75
 SJ – Yannick Djalo (Cordell Cato) 79
 SJ – Cordell Cato (Chris Wondolowski, Yannick Djalo) 84

Misconduct Summary:

SJ – Jordan Stewart (caution) 32
 CHI – Gonzalo Segares (caution) 67
 CHI – Matt Fondy (caution) 81

SAN JOSE EARTHQUAKES – Jon Busch, Shaun Francis, Victor Bernardez, Jason Hernandez, Jordan Stewart, Atiba Harris (Cordell Cato 70), Sam Cronin, Jean-Baptiste Pierazzi, Shea Salinas, Yannick Djalo (Khari Stephenson 88), Chris Wondolowski.

SHOTS: 14; SHOTS ON GOAL: 9; SAVES: 3; FOULS: 13; CORNER KICKS: 3; OFFSIDES: 4.

CHICAGO FIRE – Sean Johnson, Bakary Soumare, Lovel Palmer, Jhon Kennedy Hurtado, Gonzalo Segares, Matt Watson, Harrison Shipp, Jeff Larentowicz, Alex Quincy Amarikwa, Mike Magee.

SHOTS: 10; SHOTS ON GOAL: 4; SAVES: 4; FOULS: 9; CORNER KICKS: 6; OFFSIDES: 0.

Referee: David Gantar
 Referee's Assistants: Corey Rockwell, Jeff Hosking
 4th Official: Alejandro Mariscal
 Attendance: 10,525
 Temperature: Partly Cloudy, 70 degrees

San Jose Earthquakes 0:0 Atletico Madrid (Atletico wins 4-3 on penalties)
Copa Euroamericana
July 27, 2014 – Candlestick Park

TEAMS	1	2	FINAL
San Jose	0	0	0
Madrid	0	0	0

Scoring Summary:

None.

Penalty Kick Summary:

SJ – Khari Stephenson (missed high), Sam Cronin (goal), Billy Schuler (save), Shaun Francis (goal), Brandon Barklage (goal).
 ATL – Guilherme Siqueira (goal), Gabi (goal), Miranda (miss), Mario Suarez (goal), Saul (goal).

Misconduct Summary:

ATL – Miranda (caution) 15
 ATL – Emiliano Insua (caution) 37

SAN JOSE EARTHQUAKES – Bryan Meredith, Brandon Barklage, Victor Bernardez (Sam Cronin 45), Ty Harden, Jordan Stewart (Shaun Francis 45), Cordell Cato, JJ Koval, Khari Stephenson, Mike Fucito, Yannick Djalo (Tommy Thompson 45), Chris Wondolowski (Billy Schuler 45).

SHOTS: 7; SHOTS ON GOAL: 5; SAVES: 6; FOULS: 9; CORNER KICKS: 1; OFFSIDES: 1.

ATLETICO MADRID – Miguel Moya, Guilherme Siqueira, Jaunfran (Javi Manquillo 61), Emilio Insua, Miranda, Mario Suarez, Koke (Saul 62), Raul Garcia (Borja Martinez 70), Gabi, Arda Turan (Samuel Saiz 70), Leo Baptistao (Hector Hernandez 62).

SHOTS: 16; SHOTS ON GOAL: 6; SAVES: 5; FOULS: 20; CORNER KICKS: 8; OFFSIDES: 4.

San Jose Earthquakes (6-8-5, 23 pts.) 1:0 Seattle Sounders FC (12-6-2, 38 pts.)
Aug. 2, 2014 – Levi's Stadium

TEAMS	1	2	FINAL
San Jose	1	0	1
Seattle	0	0	0

Scoring Summary:

SJ – Yannick Djalo (Chris Wondolowski) 42

Misconduct Summary:

SJ – Victor Bernardez (caution) 18
 SEA – Zach Scott (caution) 45+1
 SJ – Atiba Harris (caution) 78
 SJ – Jean-Baptiste Pierazzi (caution) 90+4

SEATTLE SOUNDERS FC – Stefan Frei, Leonardo Gonzalez (Chad Barrett 83), Jalil Anibaba, Zach Scott, DeAndre Yedlin, Osvaldo Alonso, Brad Evans, Gonzalez Pineda, Marco Pappa (Kenney Cooper 65), Obafemi Martins, Clint Dempsey.

SHOTS: 19; SHOTS ON GOAL: 9; SAVES: 3; FOULS: 12; CORNER KICKS: 9; OFFSIDES: 0.

SAN JOSE EARTHQUAKES – Jon Busch, Jason Hernandez, Jordan Stewart, Shaun Francis, Victor Bernardez, Shea Salinas (Cordell Cato 87), Atiba Harris, Jean-Baptiste Pierazzi, Sam Cronin, Yannick Djalo (Khari Stephenson 65), Chris Wondolowski.

SHOTS: 13; SHOTS ON GOAL: 4; SAVES: 9; FOULS: 16; CORNER KICKS: 3; OFFSIDES: 2.

Referee: Ismail Elfath
 Referee's Assistants: Frank Anderson, Corey Parker
 4th Official: Alejandro Mariscal
 Attendance: 48,765
 Temperature: None, 68 degrees

2014 IN REVIEW

THE CLUB

2014 REVIEW

CLUB HISTORY

OPPONENTS

MEDIA INFO

LA Galaxy (9-4-7, 34 pts.) 2:2 San Jose Earthquakes (6-8-6, 24 pts.)
Aug. 8, 2014 – StubHub Center

TEAMS	1	2	FINAL
LA	1	1	2
San Jose	2	0	2

Scoring Summary:

SJ – Chris Wondolowski (Shea Salinas) 18
 LA – Gyasi Zardes (unassisted) 29
 SJ – Matias Perez Garcia (Chris Wondolowski, Atiba Harris) 31
 LA – Omar Gonzalez (Stefan Ishizaki) 49

Misconduct Summary:

SJ – Shaun Francis (caution) 51
 SJ – Sam Cronin (caution) 79

LA GALAXY – Jaime Penedo, Dan Gargan (Chandler Hoffman 89), Omar Gonzalez, AJ DeLaGarza, Robbie Rogers, Stefan Ishikazi (Bradford Jamieson 82), Marcelo Sarvas (Baggio Husidic 80), Juninho, Landon Donovan, Robbie Keane, Gyasi Zardes.

SHOTS: 24; SHOTS ON GOAL: 6; SAVES: 1; FOULS: 10; CORNER KICKS: 10; OFFSIDES: 4.

SAN JOSE EARTHQUAKES – Jon Busch, Shaun Francis, Jason Hernandez, Victor Bernandez (Ty Harden 70), Jordan Stewart, Shea Salinas (Cordell Cato 89), Jean-Baptiste Pierazzi, Sam Cronin, Atiba Harris, Matias Perez Garcia (JJ Koval 83), Chris Wondolowski.

SHOTS: 3; SHOTS ON GOAL: 3; SAVES: 4; FOULS: 15; CORNER KICKS: 0; OFFSIDES: 1.

Referee: Alan Kelly
 Referee's Assistants: C.J. Morgante, Eric Weisbrod
 4th Official: Juan Guzman
 Attendance: 19,719
 Temperature: Sunny, 72 degrees

San Jose Earthquakes (6-9-6, 24 pts.) 0:5 FC Dallas (11-7-6, 39 pts.)
Aug.16, 2014 – Buck Shaw Stadium

TEAMS	1	2	FINAL
San Jose	0	0	0
Dallas	2	3	5

Scoring Summary:

DAL – Fabian Castillo (unassisted) 30
 DAL – Tesho Akindele (Fabian Castillo) 43
 DAL – Tesho Akindele (unassisted) 58
 DAL – Fabian Castillo (Blas Perez) 74
 DAL – Tesho Akindele (unassisted) 86

Misconduct Summary:

SJ – Victor Bernandez (caution) 44

SAN JOSE EARTHQUAKES – Jon Busch, Shaun Francis (Brandon Barklage 13), Victor Bernandez, Jason Hernandez, Jordan Stewart, Atiba Harris (Tommy Thompson 72), Jean-Baptiste Pierazzi (Khari Stephenson 61), Sam Cronin, Matias Perez Garcia, Chris Wondolowski.

SHOTS: 25; SHOTS ON GOAL: 5; SAVES: 5; FOULS: 8; CORNER KICKS: 5; OFFSIDES: 0.

FC DALLAS – Raul Fernandez, Zach Loyd (Kellyn Acosta 77), Jair Benitez, Je-Vaughn Watson, Matt Hedges, Michel, Victor Ulloa, Fabian Castillo (Peter Luccin 77), Andres Escobar, Ryan Hollingshead (Blas Perez 69), Tesho Akindele.

SHOTS: 18; SHOTS ON GOAL: 10; SAVES: 5; FOULS: 9; CORNER KICKS: 11; OFFSIDES: 0.

Referee: Jair Marrufo
 Referee's Assistants: Peter Balciunas, Chris Strickland
 4th Official: Daniel Radford
 Attendance: 10,525
 Temperature: Fair, 72 degrees

Seattle Sounders FC (13-7-3, 42 pts.) 1:1 San Jose Earthquakes (6-9-7, 25 pts.)
Aug. 20, 2014 – CenturyLink Field

TEAMS	1	2	FINAL
Seattle	0	1	1
San Jose	0	1	1

Scoring Summary:

SEA – Chad Barrett (Obafemi Martins) 46
 SJ – Chris Wondolowski (Cordell Cato) 65

Misconduct Summary:

SEA – DeAndre Yedlin (caution) 29
 SEA – Obafemi Martins (caution) 77
 SJ – JJ Koval (caution) 90

SAN JOSE EARTHQUAKES – Jon Busch, Ty Harden, Jason Hernandez, Victor Bernandez (Shaun Francis 80), Jordan Stewart, Atiba Harris, JJ Koval, Sam Cronin, Shea Salinas (Cordell Cato 46), Tommy Thompson (Adam Jahn 87), Chris Wondolowski.

SHOTS: 13; SHOTS ON GOAL: 4; SAVES: 9; FOULS: 16; CORNER KICKS: 3; OFFSIDES: 2.

SEATTLE SOUNDERS FC – Stefan Frei, DeAndre Yedlin, Chad Marshall, Djimi Traore, Jalil Anibaba, Kenny Cooper (Lamar Neagle 66), Osvaldo Alonso, Andy Rose, Marco Pappa (Brad Evans 78), Chad Barrett (Clint Dempsey 71), Obafemi Martins.

SHOTS: 19; SHOTS ON GOAL: 9; SAVES: 3; FOULS: 12; CORNER KICKS: 9; OFFSIDES: 0.

Referee: Drew Fischer
 Referee's Assistants: Fabio Tovar, Marco Arruda
 4th Official: Baboucarr Jallow
 Attendance: 38,909
 Temperature: Sunny, 71 degrees

Philadelphia Union (7-9-9, 30 pts.) 4:2 San Jose Earthquakes (6-10-7, 25 pts.)
Aug. 24, 2014 – PPL Park

TEAMS	1	2	FINAL
Philadelphia	2	2	4
San Jose	0	2	2

Scoring Summary:

PHI – Andrew Wenger (Sebastien Le Toux) 10
 PHI – Sebastien Le Toux (unassisted) 14
 SJ – Sam Cronin (unassisted) 59
 SJ – Chris Wondolowski (Shea Salinas) 70
 PHI – Sheanon Williams (Sebastien Le Toux) 72
 PHI – Andrew Wenger (Sebastien Le Toux) 79

Misconduct Summary:

PHI – Sebastien Le Toux (caution) 68.

PHILADELPHIA UNION – Rais Mbolhi, Sheanon Williams (Michael Lahoud 75), Ethan White, Carlos Valdes, Raymon Gaddis, Maurice Edu, Amobi Okugo, Sebastien Le Toux, Vincent Nogueira, Andrew Wenger (Danny Cruz 82), Conor Casey (Brian Brown 62).

TOTAL SHOTS: 13; SHOTS ON GOAL: 6; SAVES: 2; FOULS: 14; OFFSIDES: 3; CORNER KICKS: 5.

SAN JOSE EARTHQUAKES – Jon Busch, Ty Harden (Shaun Francis 66), Jason Hernandez, Victor Bernandez, Jordan Stewart, Cordell Cato, JJ Koval (Jean-Baptiste Pierazzi 45), Sam Cronin, Shea Salinas, Tommy Thompson, Chris Wondolowski.

TOTAL SHOTS: 6; SHOTS ON GOAL: 4; SAVES: 2; FOULS: 9; OFFSIDES: 1; CORNER KICKS: 3.

Referee: Ted Unkel
 Referee's Assistants: Brian Dunn, Richard Gamache
 4th Official: Robert Sibiga
 Attendance: 17,421
 Temperature: Cloudy, 73 degrees

San Jose Earthquakes (6-10-8, 26 pts.) 1:1 Real Salt Lake (11-5-10, 43 pts.)
Aug. 30, 2014 – Buck Shaw Stadium

TEAMS	1	2	FINAL
San Jose	1	0	1
Real Salt Lake	1	0	1

Scoring Summary:

SJ – Sam Cronin (Chris Wondolowski) 14
 RSL – Javier Morales (unassisted) 36

Misconduct Summary:

SJ – Jean-Baptiste Pierazzi (caution) 61
 SJ – Jason Hernandez (caution) 68

SAN JOSE EARTHQUAKES – Jon Busch, Shaun Francis, Victor Bernardez, Jason Hernandez, Jordan Stewart, Atiba Harris, Jean-Baptiste Pierazzi (JJ Koval 83), Sam Cronin, Shea Salinas (Cordell Cato 75), Tommy Thompson, Chris Wondolowski.

TOTAL SHOTS: 9; SHOTS ON GOAL: 3; SAVES: 2; FOULS: 18; CORNER KICKS: 8; OFFSIDES: 1.

REAL SALT LAKE – Nick Rimando, Chris Schuler, Nat Borchers, Kenny Mansally, Tony Beltran, Luke Mulholland (Luis Gil 83), Ned Grabavoy, Kyle Beckerman, Javier Morales (Cole Grossman 90+3), Olmes Garcia (Robbie Findley 79), Joao Plata.

TOTAL SHOTS: 14; SHOTS ON GOAL: 3; SAVES: 2; FOULS: 20; CORNER KICKS: 4; OFFSIDES: 0.

Referee: David Gantar
 Referee's Assistants: Anthony Vasoli, Jeremy Hanson
 4th Official: Tyler Ploeger
 Attendance: 10,525
 Temperature: None, 77 degrees

Vancouver Whitecaps (8-6-13, 37 pts.) 2:0 San Jose Earthquakes (6-11-9, 27 pts.)
Sept. 10, 2014 – BC Place Stadium

TEAMS	1	2	FINAL
Vancouver	1	1	2
San Jose	0	0	0

Scoring Summary:

VAN – Pedro Morales (penalty kick) 39
 VAN – Kendall Waston (Pedro Morales) 56

Misconduct Summary:

SJ – Jordan Stewart (caution) 46
 VAN – Sebastian Fernandez (caution) 59

VANCOUVER WHITECAPS FC – David Ousted, Steven Beltashour, Jordan Harvey, Andy O'Brien, Kendall Waston, Matias Laba, Pedro Morales (Nicolas Mezquida 86), Mauro Rosales (Mehdi Ballouchy 62), Russell Teibert, Sebastian Fernandez, Erik Hurtado (Darren Mattocks 90).

TOTAL SHOTS: 17; SHOTS ON GOAL: 6; SAVES: 1; FOULS: 13; OFFSIDES: 0; CORNER KICKS: 8.

SAN JOSE EARTHQUAKES – Jon Busch, Jordan Stewart, Victor Bernardez, Jason Hernandez, Shaun Francis, Shea Salinas (Atiba Harris 60), JJ Koval (Khari Stephenson 66), Sam Cronin, Cordell Cato, Tommy Thompson (Mike Fucito 84), Chris Wondolowski.

TOTAL SHOTS: 4; SHOTS ON GOAL: 1; SAVES: 4; FOULS: 12; OFFSIDES: 1; CORNER KICKS: 3.

Referee: Jose Carlos Rivero
 Referee's Assistants: Mike Rottersman, Jeff Hosking
 4th Official: Alejandro Mariscal
 Attendance: 17,183
 Temperature: Sunny, 59 degrees

Portland Timbers (8-8-11, 35 pts.) 3:3 San Jose Earthquakes (6-10-9, 27 pts.)
Sept. 7, 2014 – Providence Park

TEAMS	1	2	FINAL
Portland	0	3	3
San Jose	1	2	3

Scoring Summary:

SJ – Chris Wondolowski (unassisted) 21
 SJ – Cordell Cato (Chris Wondolowski) 48
 POR – Alvas Powell (Diego Valeri) 54
 POR – Liam Ridgewell (Diego Valeri) 74
 SJ – Chris Wondolowski (Shea Salinas) 85
 POR – Kalif Alhassan (Alvas Powell) 86

Misconduct Summary:

POR – Will Johnson (caution) 57
 SJ – Shaun Francis (caution) 76
 SJ – Shea Salinas (caution) 80
 SJ – Chris Wondolowski (caution) 90+1

PORTLAND TIMBERS – Donovan Ricketts, Alvas Powell, Pa Modou Kah, Liam Ridgewell, Jorge Villafana, Gaston Fernandez (Kalif Alhassan 61), Will Johnson, Diego Chara, Darlington Nagbe, Diego Valeri, Fanendo Adi (Maximiliano Urruti 71).

TOTAL SHOTS: 32; SHOTS ON GOAL: 13; SAVES: 1; FOULS: 12; CORNER KICKS: 17; OFFSIDES: 1.

SAN JOSE EARTHQUAKES – Jon Busch, Shaun Francis, Victor Bernardez, Jason Hernandez, Jordan Stewart (Ty Harden 80), Cordell Cato, Jean-Baptiste Pierazzi (JJ Koval 78), Sam Cronin, Shea Salinas, Tommy Thompson, Chris Wondolowski.

TOTAL SHOTS: 12; SHOTS ON GOAL: 4; SAVES: 10; FOULS: 11; CORNER KICKS: 1; OFFSIDES: 6.

Referee: Allen Chapman
 Referee's Assistants: George Gasner, Paul Scott
 4th Official: Daniel Radford
 Attendance: 20,184
 Temperature: Clear, 79 degrees

San Jose Earthquakes (6-11-10, 28 pts.) 1:1 LA Galaxy (14-5-9, 51 pts.)
Sept. 14, 2014 – Buck Shaw Stadium

TEAMS	1	2	FINAL
LA	1	0	1
San Jose	0	1	1

Scoring Summary:

LA – Omar Gonzalez (Stefan Ishizaki) 28
 SJ – Chris Wondolowski (Jordan Stewart) 66

Misconduct Summary:

LA – Omar Gonzalez (caution) 25
 SJ – Jason Hernandez (caution) 37
 LA – Robbie Rogers (caution) 60
 SJ – Atiba Harris (caution) 63
 SJ – Steven Lenhart (caution) 64
 SJ – Jean-Baptiste Pierazzi (caution) 69
 SJ – Sam Cronin (caution) 74
 LA – Juninho (caution) 75
 LA – Robbie Keane (caution) 79

SAN JOSE EARTHQUAKES – Jon Busch, Shaun Francis, Ty Harden, Jason Hernandez, Jordan Stewart, Atiba Harris (Steven Lenhart 63), Jean-Baptiste Pierazzi, Sam Cronin (Khari Stephenson 83), Shea Salinas, Tommy Thompson (Cordell Cato 45), Chris Wondolowski.

TOTAL SHOTS: 8; SHOTS ON GOAL: 3; SAVES: 7; FOULS: 24; CORNER KICKS: 3; OFFSIDES: 0.

LA GALAXY – Brian Rowe, A.J. DeLaGarza, Omar Gonzalez, Tommy Meyer, Robbie Rogers, Stefan Ishizaki (Juninho 70), Marcelo Sarvas, Baggio Husidic, Gyasi Zardes, Robbie Keane, Alan Gordon (Jose Villarreal 80).

TOTAL SHOTS: 19; SHOTS ON GOAL: 8; SAVES: 2; FOULS: 14; CORNER KICKS: 8; OFFSIDES: 0.

Referee: Sorin Stoica
 Referee's Assistants: Corey Rockwell, Mike Kampmeier
 4th Official: Juan Guzman
 Attendance: 10,525
 Temperature: Clear, 74 degrees

2014 IN REVIEW

THE CLUB

2014 REVIEW

CLUB HISTORY

OPPONENTS

MEDIA INFO

Montreal Impact (6-17-6, 24 pts.) 2:0 San Jose Earthquakes (6-12-10, 28 pts.)
Sept. 20, 2014 – Saputo Stadium

TEAMS	1	2	FINAL
Montreal	0	2	2
San Jose	0	0	0

Scoring Summary:

MTL – Jack McInerney (unassisted) 81
MTL – Dilly Duka (Marco Di Vaio) 88

Misconduct Summary:

None.

MONTREAL IMPACT – Troy Perkins, Eric Miller, Jeremy Gagnon-Lapare, Wandrille Lefevre, Heath Pearce, Dilly Duka, Calum Mallace, Felipe, Martins, Ignacio Piatti (Marco Di Vaio 57), Andres Romero (Issey Nakajima-Farran 69), Jack McInerney (Gorka Larrea 90).

TOTAL SHOTS: 19; SHOTS ON GOAL: 6; SAVES: 1; FOULS: 13; OFFSIDES: 0; CORNER KICKS: 7.

SAN JOSE EARTHQUAKES – Jon Busch, Jordan Stewart, Victor Bernardez, Jason Hernandez (Ty Harden 45), Pablo Pintos (Tommy Thompson 84), Shea Salinas (Matias Perez Garcia 78), JJ Koval, Sam Cronin, Cordell Cato, Atiba Harris, Chris Wondolowski.

TOTAL SHOTS: 9; SHOTS ON GOAL: 1; SAVES: 4; FOULS: 9; OFFSIDES: 1; CORNER KICKS: 3.

Referee: Daniel Fitzgerald

Referee's Assistants: Greg Barkey, Craig Lowry

4th Official: Jorge Gonzalez

Attendance: 15,800

Temperature: Cloudy, 64 degrees

Colorado Rapids (8-14-8, 32 pts.) 1:1 San Jose Earthquakes (6-12-11, 29 pts.)
Sept. 27, 2014 – Dick's Sporting Goods Park

TEAMS	1	2	FINAL
Colorado	0	1	1
San Jose	0	1	1

Scoring Summary:

COL – Gabriel Torres (Christopher Klute, Dillon Serna) 84
SJ – Atiba Harris (Matias Perez Garcia) 90+4

Misconduct Summary:

COL – Shane O'Neill (caution) 11

SJ – Atiba Harris (caution) 23

COL – Marvell Wynne (caution) 74

SJ – Atiba Harris (caution) 90+1

COLORADO RAPIDS – Joe Nasco, March Burch, Christopher Klute, Shane O'Neill, Marvell Wynne, Nick LaBrocca, Jose Mari, Dillon Powers (Vicente Sanchez 64), Dillon Serna, Gabriel Torres, Deshorn Brown.

TOTAL SHOTS: 19; SHOTS ON GOAL: 4; SAVES: 4; FOULS: 10; OFFSIDES: 3; CORNER KICKS: 4.

SAN JOSE EARTHQUAKES – Jon Busch, Shaun Francis, Victor Bernardez, Jason Hernandez, Pablo Pintos, Cordell Cato, Sam Cronin, Matias Perez Garcia, Jean-Baptiste Pierazzi (Atiba Harris 70), Shea Salinas (Tommy Thompson 79), Chris Wondolowski.

TOTAL SHOTS: 11; SHOTS ON GOAL: 5; SAVES: 3; FOULS: 10; OFFSIDES: 2; CORNER KICKS: 4.

Referee: Juan Guzman

Referee's Assistants: Paul Scott, Anthony Vasoli

4th Official: Younes Marrakchi

Attendance: 15,634

Temperature: Clear, 73 degrees

San Jose Earthquakes (6-13-11, 29 pts.) 1:2 Portland Timbers (10-9-12, 42 pts.)
Oct. 4, 2014 – Buck Shaw Stadium

TEAMS	1	2	FINAL
San Jose	0	1	1
Portland	0	2	2

Scoring Summary:

SJ – Chris Wondolowski (Shea Salinas) 57

POR – Rodney Wallace (Alvas Powell) 71

POR – Rodney Wallace (Liam Ridgewell, Gaston Fernandez) 74

Misconduct Summary:

SJ – Jason Hernandez (caution) 21

POR – Rodney Wallace (caution) 78

SJ – Pablo Pintos (ejection) 90+3

SAN JOSE EARTHQUAKES – Jon Busch, Pablo Pintos, Victor Bernardez, Jason Hernandez, Jordan Stewart, Cordell Cato (Tommy Thompson 88), Sam Cronin, Jean-Baptiste Pierazzi (Atiba Harris 82), Shea Salinas (Yannick Djalo 67), Matias Perez Garcia, Chris Wondolowski.

TOTAL SHOTS: 12; SHOTS ON GOAL: 6; SAVES: 5; FOULS: 14; CORNER KICKS: 3; OFFSIDES: 0.

PORTLAND TIMBERS – Donovan Ricketts, Alvas Powell, Norberto Papparatto, Liam Ridgewell, Jorge Villafana, Darlington Nagbe (Michael Harrington 90), Ben Zemanski, Diego Chara, Rodney Wallace, Gaston Fernandez (Jack Jewsbury 81), Fanendo Adi (Maximiliano Urruti 87).

TOTAL SHOTS: 16; SHOTS ON GOAL: 5; SAVES: 5; FOULS: 17; CORNER KICKS: 7; OFFSIDES: 0.

Referee: Kevin Stott

Referee's Assistants: Mike Rottersman, Jeff Hosking

4th Official: Alejandro Mariscal

Attendance: 10,525

Temperature: Clear, 75 degrees

Portland Timbers (11-9-12, 45 pts.) 3:0 San Jose Earthquakes (6-14-11, 29 pts.)
Oct. 8, 2014 – Providence Park

TEAMS	1	2	FINAL
Portland	1	2	3
San Jose	0	0	0

Scoring Summary:

POR – Rodney Wallace (Darlington Nagbe) 41

POR – Diego Valeri (penalty) 51

POR – Diego Valeri (unassisted) 73

Misconduct Summary:

POR – Ben Zemanski (caution) 20

SJ – Shaun Francis (caution) 30

POR – Norberto Papparatto (caution) 65

PORTLAND TIMBERS – Donovan Ricketts, Michael Harrington, Norberto Papparatto, Liam Ridgewell, Jorge Villafana, Darlington Nagbe, Diego Chara (Jack Jewsbury 79), Ben Zemanski, Rodney Wallace (Gaston Fernandez 79), Diego Valeri, Fanendo Adi (Maximiliano Urruti 84).

TOTAL SHOTS: 20; SHOTS ON GOAL: 10; SAVES: 0; FOULS: 11; CORNER KICKS: 4; OFFSIDES: 0.

SAN JOSE EARTHQUAKES – Jon Busch, JJ Koval, Jason Hernandez, Ty Harden, Shaun Francis, Shea Salinas (Jordan Stewart 87), Sam Cronin, Jean-Baptiste Pierazzi, Tommy Thompson (Billy Schuler 89), Yannick Djalo (Khari Stephenson 68), Adam Jahn.

TOTAL SHOTS: 8; SHOTS ON GOAL: 0; SAVES: 7; FOULS: 9; CORNER KICKS: 1; OFFSIDES: 1.

Referee: Baldomero Toledo

Referee's Assistants: Ian Anderson, Jeremy Hanson

4th Official: Baboucarr Jallow

Attendance: 20,814

Temperature: Fair, 69 degrees

Real Salt Lake (14-8-10, 52 pts.) 2:0 San Jose Earthquakes (6-15-11, 29 pts.)

Oct. 11, 2014 – Rio Tinto Stadium

TEAMS	1	2	FINAL
Real Salt Lake	2	0	2
San Jose	0	0	0

Scoring Summary:

RSL – Ned Grabavoy (unassisted) 24
RSL – Sebastian Velasquez (Luke Mulholland) 28

Misconduct Summary:

SJ – Yannick Djalo (caution) 32
SJ – Ty Harden (caution) 74
RSL – Ned Grabavoy (caution) 81

REAL SALT LAKE – Jeff Attinella, Tony Beltran, Nat Borchers, Carlos Salcedo, Chris Wingert, Kyle Beckerman, Ned Grabavoy, Luke Mulholland (Cole Grossman 88), Sebastian Velasquez (Luis Gil 77), Robbie Findley, Sebastian Jaime (Olmes Garcia 63).

TOTAL SHOTS: 20; SHOTS ON GOAL: 9; SAVES: 1; FOULS: 10; CORNER KICKS: 8; OFFSIDES: 2.

SAN JOSE EARTHQUAKES – Jon Busch, Pablo Pintos, JJ Koval, Ty Harden, Jordan Stewart, Tommy Thompson (Billy Schuler 77), Jean-Baptiste Pierazzi, Khari Stephenson, Shea Salinas, Yannick Djalo (Mike Fucito 80), Adam Jahn.

TOTAL SHOTS: 9; SHOTS ON GOAL: 1; SAVES: 7; FOULS: 10; CORNER KICKS: 3; OFFSIDES: 0.

Referee: Jose Carlos Rivero
Referee's Assistants: Baboucarr Jallow, Corey Parker
4th Official: Tyler Ploeger
Attendance: 20,701
Temperature: Partly Cloudy, 66 degrees

International Friendly

San Jose Earthquakes 2:1 C.D.S. Vida
October 14, 2014 – Buck Shaw Stadium

Scoring Summary:

CDV - Eddie Hernandez (Reynaldo Tilguath) 34
SJ - Tommy Thompson (Shaun Francis) 47
SJ - Khari Stephenson (Billy Schuler) 79

Misconduct Summary:

SJ - Mike Fucito (caution) 58
CDV - Leonardo Benedit (caution) 87

SAN JOSE EARTHQUAKES – Bryan Meredith (Billy Knutsen 76), Pablo Pintos, Ty Harden, Shaun Francis, Tommy Thompson, Sam Cronin (Jean-Baptiste Pierazzi 31, Jason Hernandez 60), Khari Stephenson, Billy Schuler, Mike Fucito (Yannick Djalo 77), Adam Jahn.

TOTAL SHOTS: 10; SHOTS ON GOAL: 3; SAVES: 1; FOULS: 20; CORNER KICKS: 5; OFFSIDES: 1.

C.D.S. VIDA – Obed Enamorado, Luis Gabriel Castro (Carlos Valle 83), Bryan Castro, Secundino Arzu, Eddie Hernandez (Cholby Martinez 76), Reynaldo Tilguath, Marcelo Santos, Aldo Oviedo (Leonardo Benedit 65), Marcelo Espinal (Victor Arzu 87), Chestyn Onofre, Elder Torres (Marcelo Canales 78).

TOTAL SHOTS: 5; SHOTS ON GOAL: 2; SAVES: 2; FOULS: 8; CORNER KICKS: 0; OFFSIDES: 0.

San Jose Earthquakes (6-15-12, 30 pts.) 0:0 Vancouver Whitecaps (11-8-14, 47 pts.)

Oct. 18, 2014 – Buck Shaw Stadium

TEAMS	1	2	FINAL
San Jose	0	0	0
Vancouver	0	0	0

Scoring Summary:

None.

Misconduct Summary:

VAN – Mauro Rosales (caution) 86

SAN JOSE EARTHQUAKES – Jon Busch, Jordan Stewart, Victor Bernardez, Jason Hernandez, Pablo Pintos (Shaun Francis 78), Sam Cronin, Yannick Djalo, Atiba Harris, Shea Salinas (Matias Perez Garcia 71), Khari Stephenson, Chris Wondolowski.

TOTAL SHOTS: 13; SHOTS ON GOAL: 3; SAVES: 1; FOULS: 16; OFFSIDES: 0; CORNER KICKS: 4.

VANCOUVER WHITECAPS FC – David Ousted, Steven Beitashour, Jordan Harvey, Johnny Leveron, Andy O'Brien, Matias Laba (Gershon Koffie 61), Kekuta Manneh, Pedro Morales (Sebastian Fernandez 71), Mauro Rosales, Russell Teibert, Erik Hurtado (Darren Mattocks 64).

TOTAL SHOTS: 10; SHOTS ON GOAL: 1; SAVES: 3; FOULS: 13; OFFSIDES: 1; CORNER KICKS: 6.

Referee: Drew Fischer
Referee's Assistants: Peter Balciunas, Eduardo Mariscal
4th Official: Allen Chapman
Attendance: 10,525
Temperature: Fair, 68 degrees

Chivas USA (9-19-6, 33 pts.) 0:0 San Jose Earthquakes (6-16-12, 30 pts.)

Oct. 26, 2014 – StubHub Center

TEAMS	1	2	FINAL
Chivas USA	1	0	1
San Jose	0	0	0

Scoring Summary:

CHV – Felix Borja (unassisted) 32

Misconduct Summary:

CHV – Oswaldo Minda (caution) 51
SJ – Victor Bernardez (caution) 66

SAN JOSE EARTHQUAKES – Jon Busch, Jordan Stewart, Victor Bernardez, Jason Hernandez, Pablo Pintos (Cordell Cato 45), Sam Cronin, Yannick Djalo, Atiba Harris, Shea Salinas (Mike Fucito 75), Khari Stephenson, Chris Wondolowski.

TOTAL SHOTS: 8; SHOTS ON GOAL: 3; SAVES: 2; FOULS: 11; OFFSIDES: 2; CORNER KICKS: 5.

CHIVAS USA – Dan Kennedy, Akira Kaji, Jhon Kennedy Hurtado, Bobby Burling, Donny Toia, Eric Avila (Nathan Sturgis 70), Oswaldo Minda, Nigel Reo-Cocker, Leandro Barrera (Kristopher Tyrpak 73), Felix Borja (Agustin Pelletieri 80), Erick Torres.

TOTAL SHOTS: 10; SHOTS ON GOAL: 3; SAVES: 3; FOULS: 19; OFFSIDES: 1; CORNER KICKS: 1.

Referee: Sorin Stoica
Referee's Assistants: Marco Arruda, Felisha Mariscal
4th Official: Baldomero Toledo
Attendance: 5,571
Temperature: Cloudy, 75 degrees



TM

UNITY
DEVOTION
HERITAGE



#QUAKES74 | **SJEARTHQUAKES.COM**

The Beginning (1994-1996)

The club was established on June 15, 1994 when San Jose became a charter member of Major League Soccer. San Jose joined Boston, Columbus, Los Angeles, New York/New Jersey and Washington, D.C. as the first teams in MLS. Between November 1994 and June 1995, Tampa Bay, Denver, Kansas City and Dallas were added and the San Jose team was assigned to the Western Conference.

The club began to take shape on August 1, 1995 when a Bay Area soccer icon, Peter Bridgwater, was named the president and general manager of the team. Bridgwater previously served as the owner and general manager of the North American Soccer League version of the San Jose Earthquakes, and was one of the founders of the Western Soccer Alliance in the mid-1980s. Bridgwater was also the executive director for the San Francisco venue of the 1994 World Cup.

San Jose began its history nicknamed the "Clash," a moniker it kept for four seasons before switching to "Earthquakes" prior to the 2000 season, embracing the name of the former NASL franchise that had been successful in the area throughout the 1970's and 1980's.

Laurie Calloway was named the first head coach in San Jose history on December 7, 1995. Soon after, Calloway announced the first two members of the San Jose club: Bay Area native and U.S. National Team veteran John Doyle and Nigerian World Cup veteran Michael Emenalo.


1996: Excitement In San Jose

Throughout the early stages of 1996, San Jose remained busy attempting to field their first squad in the organization's history. The club received a huge boost when it was allocated U.S. National Team leading scorer Eric Wynalda on January 23, just one day after he became the all-time leading goal scorer in U.S. National Team history.

The team continued to take shape, as Paul Bravo was the club's first ever draft pick on February 6 in the inaugural MLS Draft. Eleven days later, San Jose was involved in the first trade in league history, sending Rhett Harty and a first-round draft choice to the Metro-Stars for defender Troy Dayak.

Soon after the first draft, Calloway convened the team on the south campus of San Jose State University on March 1 for the club's first-ever training camp. San Jose was once again an integral part of the launching of MLS, hosting the MLS' Inaugural Game at Spartan Stadium before a crowd of 31,683 on April 6. The then-record crowd did not go away disappointed as San Jose won its first game on the first goal in MLS history courtesy of Wynalda, defeating D.C. United 1-0. One month later, the club made history again, as they hosted the Los Angeles Galaxy in a match that drew 31,728 fans to Spartan Stadium, setting the record for attendance at a sporting event in the city of San Jose.

San Jose went on to finish their first season with a 15-17 record and a tough three-game exit from the playoffs by the eventual MLS runners-up Los Angeles Galaxy. It was a season that saw the club host the one millionth fan to attend an MLS game and record the first victory for an MLS team against an international opponent. The Clash defeated UNAM Pumas of the Mexican



First Division 2-1 at Spartan Stadium on June 12 to earn that distinction. Doyle went on to be recognized as the first MLS Defender of the Year after a stellar season, while also earning a spot on the MLS Best XI team. Missael Espinoza, a Mexican National Team standout, earned the Clash Budweiser MVP Award in that first season.

San Jose would continue with its international success, becoming the first MLS team to make a post-season international tour. The club split two games during a 13-day trip through China in late October and early November.

1997: A Star Emerges

San Jose finished the 1997 season with a 12-20 record and failed to make the playoffs. The Clash played through a mid-season coaching change that occurred when Brian Quinn replaced Calloway on June 25, 1997. At the time, the 37-year old Quinn became the youngest coach in MLS history and he finished the '97 campaign with a 7-10 record.

The 1997 team was led by first-year MLS player Ronald Cerritos. Cerritos would go on to become a fan favorite in San Jose, playing with the team for six seasons and becoming the club's all-time leading goal scorer. The Salvadoran set both an MLS and San Jose record with his 11-game point streak during the season, which helped him to be named to the MLS Best XI. Notable members of the '97 club were head coach Dominic Kinnear and U.S. National Team star Eddie Lewis, then a second-year MLS midfielder. San Jose also made its first appearance in the Lamar Hunt U.S. Open Cup in 1997, defeating the Central Coast Roadrunners in their first match, before bowing out in the next round of the historic competition.

EARTHQUAKES HISTORY

THE CLUB

2014 REVIEW

CLUB HISTORY

OPPONENTS

MEDIA INFO

1998: Another Lean Season

The 1998 season was one of excitement tempered by frustration. Quinn led the team to a 13-19 record, good for 33 points in MLS. San Jose was forced to play the first three home games of the season at Stanford University after winter rains delayed the renovation on Spartan Stadium. When the club returned to Spartan Stadium, they faced the New England Revolution May 3, 1998 on a newly widened field that was 70 yards wide and 110 yards long.

Ronald Cerritos again led the team, putting in 13 goals to finish the season as the eighth leading goal-scorer in the league. During the 1998 season, the pieces of the eventual 2001 MLS Cup Champions began to form at Spartan Stadium. Eventual 2002 MLS all-star Wade Barrett was drafted in the first round of the 1998 College Draft, and eventual 2002 MLS Goalkeeper of the Year Joe Cannon gained his first MLS experience. Cannon was called to the club from the A-League to serve as a back up for ten days before returning to soccer's minor leagues. Defender Richard Gough enjoyed an all-star season in 1998, as he was the only member of the team selected to play in the mid-season classic. The club was forced to play through May and June without forward Eric Wynalda, who was with the United States National Team at the World Cup in France. Wynalda appeared in two matches for the U.S. during the World Cup.

1999: The Kraft Era Begins

For the first three seasons of the League's history, the San Jose club had operated as a league-owned team. That arrangement changed on November 18, 1998 when the Kraft Group Sports, the investor-operator of the New England Revolution and owner of the NFL's New England Patriots, took over operations of the team. The change in ownership brought immediate change throughout the organization.

Kraft Group Sports assumed operation of the team on January 4 and named Lynne Meterparel the general manager and Renato Capobianco as director of soc-

cer. The 1999 season also marked the final year that the club would be known as the Clash, and the team retired the nickname by setting a club record for wins in a season with 19. Unfortunately, the team's 37 points saw them come up just short of a playoff spot for the third straight season.

However, the team did place three players in the All-Star Game, as Cerritos, Lewis and defender Mauricio Wright were selected. Wright knocked in the game-winning goal in the mid-season classic off a Cerritos assist in the 84th minute. The 1999 season also saw Cerritos break his own goal-scoring record with 15, and Lewis establish a new high mark for assists, registering 14.

Lothar Osiander became the third head coach of the team when he took over for Quinn on September 16 with five games remaining in the season. Assistant coach Jorge Espinoza guided the team to two wins before Osiander, the former U.S. National Team coach, was able to join the team from coaching the MLS Project-40 team for the final three matches of the year.

Despite missing the post-season, San Jose continued building for the future. The 1999 season was the first season for four key members of the 2001 MLS Cup Championship squad. Midfielder Richard Mulrooney, defender Jimmy Conrad, goalkeeper Joe Cannon and midfielder Scott Bower all debuted over the course of the year, establishing the solid foundation of the club. Mulrooney was a finalist for the MLS Rookie of the Year award.

With precocious rookies arriving, San Jose parted ways with a piece of its past, loaning striker Eric Wynalda to Leon of the Mexican First Division for the early stages of the season and then sending him to the Miami Fusion via the MetroStars on June 1 as part of the "future considerations" from an early season deal.

Ronald Cerritos again led the team in scoring and finished as the third-leading scorer in MLS with 15 goals and 39 points. His bicycle kick assist to Alejandro Sequeira Sept. 4 also earned him the Nickelodeon Play of the Year. He was also named the MLS Player of the Month for September when he scored four goals and notched four assists as the team battled for a playoff spot. Solid midfielder Eddie Lewis was named to the MLS Best XI, becoming the third San Jose player ever to be honored.

2000: Earthquakes Shake San Jose Again

The 2000 season marked the return of a soccer club with the Earthquakes nickname to the Bay Area. San Jose played its first season under the Earthquakes moniker, revamping the organization under the name of the NASL soccer team that had been so popular in the area in the 1970's and early 1980's.

The 2000 edition of the Quakes was not immediately able to rekindle the glory days of the club, missing out on the playoffs for a fourth straight year and finishing the season with a 7-17-8 record in the first season that MLS games finished as ties. The season began with much promise after the allocation of Khodadad Azizi, a forward who played in the German Bundesliga and was the 1996 Asian Player of the Year. Azizi was selected to the All-Star team along with midfielder Dario Brose, but he managed to score just three goals in 20 games.



EARTHQUAKES HISTORY

While Azizi and several new Quakes, including 2001 MLS Cup Champions Ian Russell and Jon Conway, were getting adjusted to the style of play under Osiander, San Jose was forced to part ways with one of its past stars. Eddie Lewis, the team's midfield star, was transferred to Fulham of the English First Division for a then MLS-record \$1.5 million transfer fee.

While the team struggled at times, the Earthquakes did manage to set an MLS record with 15 straight unbeaten matches at Spartan Stadium. The streak stretched from Aug. 21, 1999 – July 15, 2000. It was a mark that the club would equal just two seasons later.

With a defense led by the emerging force of goalkeeper Joe Cannon, the Quakes recorded a club record nine shutouts in 2000. Long-time Bay Area soccer legend John Doyle played his last game as a member of the club in 2000, finishing a highly-decorated career that included eight years as a member of the U.S. National Team and a spot in the 1988 Olympics and 1990 World Cup. Doyle is still amongst the Earthquakes club leaders in numerous statistical categories, including appearances, games started, minutes played and cautions.

Forward Abdul Thompson Conteh was recognized as the MLS Humanitarian of the Year for his efforts to raise awareness and funds for the victims of war in his native Sierra Leone.

In a move that would foreshadow the dramatic upheaval the club would soon undergo, Lynne Meterparel stepped down as the Earthquakes General Manager on October 4 after 21 months.

2001: That Championship Season

After several years of frustration, the San Jose club was able to deliver a true season to remember for its fans in 2001, a season that ended with the club capturing its first MLS Cup Championship. It was a roller coaster ride right from the start when a new operating group was introduced in January and it accelerated with the addition of a savvy coach and the signing of the brightest American star the sport has ever seen.

The San Jose Earthquakes experienced a re-birth in 2001 when it was announced that Silicon Valley Sports & Entertainment, the business and marketing arm of the NHL's San Jose Sharks, would become the operator of the club on January 10. In addition, Spartan Stadium was named the site of the 2001 MLS All-Star game the same day, and the stage was set for the Earthquakes historic season.

Just two days later, head coach Lothar Osiander was relieved of his duties. With the days leading to the draft and pre-season training rapidly approaching, Tom Neale was hired as the Earthquakes general manager on Feb. 1. Frank Yallop became the fifth head coach in Earthquakes history when he was hired on Feb. 2, giving him just two days in command prior to the MLS Superdraft.

Yallop wasted little time turning the Quakes into a contender, acquiring one of the league's best defenders, Jeff Agoos, from D.C. United in exchange for two draft picks and Abdul Thompson Conteh. Yallop then received defender Zak Ibsen in a trade from Los Angeles for a draft pick and acquired high-scoring A-League forward Dwayne De Rosario as an allocated player.



Yallop's busy week was not over, however, as he drafted six players in the Feb. 5 SuperDraft, including Chris Carrieri with the number one pick and defender Eddie Robinson with the 20th selection. Yallop was able to solidify the Quakes midfield when he acquired Manny Lagos from Tampa Bay in exchange for two draft picks.

With a revamped Earthquakes team coming into focus, former Earthquakes player Dominic Kinnear was hired as an assistant coach Feb. 15. The coaching staff was also bolstered by the return of goalkeeper coach Tim Hanley, who had served in the same capacity from 1997-1999. Seven days after Kinnear's hiring, another important piece of the 2001 Earthquakes came together when Ramiro Corrales rejoined his original club, coming over in a trade with the MetroStars.

Perhaps the biggest announcement in Earthquakes history took place on March 29, when it was announced that then 19-year-old superstar Landon Donovan would join the club as an allocated player. Donovan, from Redlands, Calif., was well known in the soccer world, joining the Quakes from German Bundesliga club Bayer Leverkusen, with whom he signed a contract in 1999.

As the season was set to start with a sense of optimism never before experienced at Spartan Stadium, Yallop and the Quakes made two more major moves, signing Danish star Ronnie Ekelund and bringing defender Troy Dayak back to the team.

Dayak was an original member of the club in 1996 and appeared in matches in 1997-1998 before succumbing to serious surgery on a bulging disk in his neck that took over two years to fully recover.

The Quakes got off to a slow start in April before tearing through an undefeated stretch from late April to early July (7-0-5) to establish themselves as one of the best teams in the league.

MLS recognized the Quakes firepower, as a team record six players were named to the MLS West All-Star team in July. A large crowd at Spartan Stadium watched the Quakes put on a mid-season show in the 6-6 game July 28. Ronald Cerritos, Joe Cannon, Troy Dayak, Manny Lagos, Jeff Agoos and Landon Donovan

EARTHQUAKES HISTORY

THE CLUB

2014 REVIEW

CLUB HISTORY

OPPONENTS

MEDIA INFO

all represented the team, with Donovan taking home the MVP honors after thrilling the crowd with four goals.

Quakes general manager Tom Neale resigned a day before the All-Star game, but the team continued to roll along, finishing with a 13-7-6 record for the best winning percentage (.615) in club history. The team entered the final two games (both against the Los Angeles Galaxy) of the season trailing the Galaxy by two points in the Western Division standings. Tragedy struck the day the team was set to travel to Los Angeles for the first of their final two matches, as the terrorist attacks on New York City and Washington, D.C. put the country on hold. MLS canceled the remaining regular season games and the Quakes finished second in the Western Division and fifth overall in MLS, their best finish in club history. Overall, the Quakes winning percentage improved by .271 from 2000 to 2001, the third highest increase from one season to the next in league history.

The Earthquakes made this playoff appearance count, rolling over the Crew in the MLS Cup Playoff quarterfinals in two games, 3-1 and 3-0. The Quakes then faced the owners of MLS' best regular-season record, the Miami Fusion, in the semifinals.

It was a hard-fought series, with Miami striking first with a 1-0 win in the first game off a goal in the 53rd minute from Preki. San Jose responded in the second game with a resounding 4-0 win at Spartan Stadium, setting the stage for one of the biggest games in Quakes history at Lockhart Stadium in Fort Lauderdale, Fla. on October 17.

The game was a tight, pressure-packed affair that headed into overtime deadlocked at zero. It remained that way until four minutes into the extra session when Richard Mulrooney curled in a corner kick from the right side. Standing on the back post in heavy traffic, Jimmy Conrad knocked the ball in the air toward the goalmouth, where a leaping Dayak powered the ball past Miami goalkeeper Nick Rimando for a 1-0 win and the Earthquakes first-ever trip to the MLS Cup Final.

It was an incredible week to be a member of the Earthquakes as the club prepared for MLS Cup 2001 in Columbus, Ohio against their in-state rival Los Angeles Galaxy. In his first season as head coach, Frank Yallop was recognized for turning the club around from its last-place finish in 2000 to the MLS title game with the Coach of The Year Award. First year Quake Jeff Agoos

was named MLS Defender of The Year and a member of the MLS Best XI while Troy Dayak won the Ace Comeback Player of the Year Award for his dramatic recovery from neck surgery. As a team, the Earthquakes were recognized with the Fair Play Award.

MLS Cup 2001 would feature a similar Earthquakes sweep. Despite falling behind 1-0 on a Luis Hernandez goal in the 21st minute, San Jose responded with a world-class strike by Donovan in the 43rd minute. The team then won the first championship in club history on a golden goal by Dwayne De Rosario six minutes into overtime. De Rosario was rewarded with the MLS Cup MVP trophy, and the Earthquakes were finally able to call themselves MLS Cup Champions.

2002: Defending the Cup

The Quakes began the 2002 campaign in an unusual position. For the first time they were among the league favorites to win the championship. The team was well positioned for another run at the title, as MLS Defender of the Year Jeff Agoos and star forward Landon Donovan were returning. The team also made a major off-season move as it sent all-time leading scorer Ronald Cerritos to the Dallas Burn for the Burn's top goal scorer Ariel Graziani on Feb. 8. On the same day, the Quakes announced that Johnny Moore would serve as the new general manager. Moore had strong roots in the history of San Jose soccer, having played for the NASL Earthquakes from 1974-1977, while also serving as assistant general manager from 1974-1976. In 1977, Moore became the first person to serve as a player and general manager at the same time, helping the Quakes rank among the leaders in NASL in attendance.

With Frank Yallop and Dominic Kinnear in charge, 2002 turned out to be another fantastic season for San Jose. The team held first place overall in MLS from April 20-Sept. 13 and posted an MLS all-time best home record of 12-1-1 at Spartan Stadium. The Quakes posted a then-MLS record 12-game winning streak at Spartan Stadium and a 15-game unbeaten streak at home that tied their own home unbeaten streak. At the end of the year, the Quakes finished with the second-best record in MLS and equaled the club record for points in a season with 45.

The Quakes also participated for the first time in the CONCACAF Champions Cup, where they advanced to the quarterfinals. The team swept CD Olimpia of Honduras in the Round of 16 1-0 and 3-1, but could not get by Mexican champion Pachuca CF, who won the two-game series 3-1 on aggregate.

Individually, a number of Quakes shined both internationally and in the league. Jeff Agoos and Landon Donovan represented the United States at the 2002 World Cup with Donovan starting every game and scoring two goals. The U.S. shocked the world by advancing to the quarterfinals.

At home, Wade Barrett and Ronnie Ekelund earned spots on the MLS Best XI team, while Joe Cannon was named MLS Goalkeeper of the Year. For the second straight season, six Quakes players participated in the MLS All-Star game (Jeff Agoos, Wade Barrett, Joe Cannon, Landon Donovan, Ariel Graziani and Richard Mulrooney). Frank Yallop earned the honor of coaching the MLS All-Stars in the game and his squad defeated



EARTHQUAKES HISTORY

the U.S. National Team 3-2. In 2002, Cannon set a club record with eight shutouts, while Graziani also broke a record by scoring six game-winning goals on his way to leading the team with 14 goals and five assists.

The playoffs were not as fruitful for the Quakes, however, as they were swept by the Columbus Crew, losing two games by 2-1 scores. Landon Donovan led the playoff charge with a goal and an assist, but his efforts were not enough as the Quakes were unable to defend their title.

2003: Return to Glory

After losing in the first round of the 2002 MLS Cup Playoffs, the Earthquakes went through a tumultuous off-season prior to 2003. Eight players left the team through trade or free agency, and the club re-loaded by bringing in nine new faces through the draft and shrewd trades. Starters Joe Cannon, Jimmy Conrad, Wade Barrett and Ariel Graziani would not be back for 2003.

The Quakes acquired Stanford All-American Todd Dunivant, 17-year-old Arturo Alvarez, Pac-10 Player of the Year Roger Levesque, forward Jamil Walker and goalkeeper Josh Saunders in the MLS SuperDraft. The team picked up Los Angeles Galaxy midfielder Brian Mullan in a trade, while also acquiring Craig Waibel (Waiver Draft) and Brian Ching (Supplemental Draft). After an injury to goalkeeper Jon Conway in preseason, Yallop and Kinnear signed Canadian National Team veteran Pat Onstad to man the net.

Yallop's squad had two setbacks prior to kicking off the regular season. First, CSD Municipal of Guatemala eliminated the Quakes from the CONCACAF Champions Cup in the round of 16 5-4 on aggregate. Second, projected starting forward Dwayne De Rosario, who had missed the preseason with a broken foot, suffered a torn lateral collateral ligament in his right knee and was expected to be out for the year.

Despite the difficulties suffered in preseason, the Quakes surprised the League by bursting out of the gate with a 4-0-2 record in their first six games to claim the top spot in the Western Conference. The team, however, continued to deal with adversity as a number of players went down with injuries while Landon Donovan, Richard Mulrooney, Pat Onstad and Arturo Alvarez all missed time due to national team commitments.

Overall in 2003, the Quakes lost over 100 man games to injuries and national team call-ups, but they battled through and held the top spot in the Western Conference for every week but one. Contributions came from every player on the roster. Rookies Todd Dunivant and Jamil Walker each notched eight points, setting the single-season rookie scoring record, while Arturo Alvarez scored a goal in his first career start. Brian Mullan and Brian Ching put together career years with each netting six goals, while Craig Waibel, another former Galaxy player, put up career highs in games played and minutes played.

With strong efforts from everyone, San Jose captured its first-ever regular season Western Conference Championship with 51 points, a new club record. Pat Onstad and Landon Donovan were named to the Best XI team and Onstad was also recognized as the MLS Goalkeeper of the Year. The Canadian international re-wrote the San Jose record book for goalkeepers, set-

ting the club record for shutouts (9), wins (14), catch/punches (117), games played in goal (27) and goals against average (1.04). He also found himself among the league leaders in most goalkeeping categories, placing first in catch/punches (117), first in shutouts (9), second in goals against (1.04) and second in wins (14).

Donovan and Dwayne De Rosario also had two defining moments in 2003 as they notched the first two hat tricks in club history. Donovan got things started by netting the first Quakes hat trick on Sept. 20 against Kansas City and then De Rosario followed the next week with a hat trick of his own against the Dallas Burn. De Rosario scored his first goal of that game 11 seconds in, setting the record for the fastest goal in MLS history.

In the MLS Cup Playoffs, the Quakes started slowly with a 2-0 loss to the Los Angeles Galaxy in the first game of a two-game aggregate goal series and then they fell behind 2-0 just 13 minutes into game two. Facing a 4-0 aggregate goals deficit, Yallop's squad responded with the tenacity and desire shown all season, as they netted four unanswered goals in regulation, capped by Chris Ronér's 90th minute header. Rodrigo Faria, who arrived in a late season trade, scored the overtime winner setting off a celebration at Spartan Stadium. The 5-2 comeback win has since been called the "greatest game in MLS history."

The Quakes continued their run to the championship, coming back just six days after the miracle against the Galaxy to record another memorable victory in the Western Conference Championship. Against the Kansas City Wizards, the Quakes twice recovered from one-goal deficits in the second half to tie the game and send it to overtime to the delight of 16,108 fans at Spartan Stadium. With only three minutes remaining in the overtime period, Landon Donovan sent the crowd into delirium with the game-winning goal off a pass from Ronnie Ekelund, giving San Jose its first-ever Western Conference Championship.

After coming from behind in their previous two



EARTHQUAKES HISTORY

THE CLUB

2014 REVIEW

CLUB HISTORY

OPPONENTS

MEDIA INFO

playoff matches, the Quakes struck first in the MLS Cup against the Chicago Fire at The Home Depot Center. Ronnie Ekelund blasted a free kick past Fire goalkeeper Zach Thornton in the fifth minute, tying the MLS Cup record for the fastest goal in Cup history. Donovan stretched the lead to two goals by finishing off a Jamil Walker through ball in the 38th minute and the Quakes headed into halftime with a two-goal cushion. Onstad was outstanding in the first half with seven saves to hold Chicago scoreless.

The first 15 minutes following intermission saw back-and-forth action as three goals were scored during that interval and a penalty kick was called. DaMarcus Beasley scored for Chicago in the 49th minute, but Richard Mulrooney responded a minute later with a goal to stretch the lead back to two goals at 3-1. An own goal by Chris Ronér made it a 3-2 game and three minutes later Fire forward Damani Ralph was fouled in the penalty box to earn a penalty kick. Ante Razov stepped up to take the penalty and drove it towards the lower left corner, but Onstad was there to make a momentum-changing save. Donovan put the finishing touches on the Quakes' second championship win in three seasons with a goal in the 71st minute from a Dwayne De Rosario cross. The Quakes four goals set an MLS Cup record, while the six combined goals were also a record.

The Earthquakes proved once again that they were the top team in MLS. From 2001-2003, San Jose was the top team in MLS with two MLS Cup Championships and the best regular season record at 41-25-18.

2004: Kinnear Takes Charge

Despite coming off their second championship in three seasons, changes at the top were the big story heading into the 2004 season. In December 2003, head coach Frank Yallop stepped down from the Quakes to take over the Canadian National Team. In his place, the Quakes elevated assistant coach Dominic Kinnear to the top job and he brought in long-time San Jose player John Doyle to serve as his assistant coach. In late January 2004, changes continued as general manager Johnny Moore stepped down and was replaced by former U.S. World Cup star Alexi Lalas, who was named President and General Manager on January 27, 2004.

A successful draft by Kinnear and Doyle saw the team acquire local Santa Clara products defender Ryan Cochrane and goalkeeper Steve Cronin in the first round. The team also picked up midfielder Tighe Dombrowski from the University of Wisconsin-Milwaukee in the fifth round. Those draft picks served to bolster a team that brought back over 90 percent of the 2003 team. Manny Lagos, who was traded to Columbus for a third round pick, was the only starter not retained.

The 2004 season again saw the Quakes lose over 100 man games to injury and national team call-ups, and coupled with nine one-goal losses, San Jose finished 9-10-11 and fourth in the Western Conference. San Jose then faced Kansas City in the Western Conference Semifinals in a two-game series. After winning the first game 2-0 at home on goals by Dwayne De Rosario and Craig Waibel, Kansas City turned the tables in game two to beat the Quakes 3-0 and end their season.

While San Jose did not make it back to MLS Cup, the team accomplished a number of notable feats. It set

club records by recording four straight shutouts from Aug. 14–Sept. 4, while also recording a club record 459-minute shutout streak. Kinnear's squad also broke the MLS record by extending their unbeaten streak when scoring first at home to 46 games.

Individually, the Quakes had a number of outstanding performances and milestones. For the first time in club history, the Earthquakes had five players voted in as starters for the Sierra Mist MLS All-Star Game as Jeff Agoos, Brian Ching, Landon Donovan, Richard Mulrooney and Pat Onstad all earned spots on the West squad. Ching scored in the game on assists from Mulrooney and Donovan, but the West fell 3-2.

Ching had a breakout year after recovering from a torn Achilles tendon in 2003, as he scored a league-leading 12 goals and notched four assists to earn MLS Comeback Player of the Year honors and a spot on the RadioShack Best XI team. In another historic moment, Mulrooney set the club record for assists against the Los Angeles Galaxy on May 22 and finished the year with 44 career assists. Mulrooney finished 2004 as the all-time leader in six categories, including games played (163), minutes played (14,204) and fouls suffered (354), among others.

The off-season saw more change as the Quakes lost star forward Landon Donovan, who decided to return to Germany to play for Bayer Leverkusen, which had exercised the option to retain Donovan after his four years in MLS.

2005: The Supporters' Shield

Coming off a disappointing 2004 season, head coach Dominic Kinnear helped return long-time stand-out members of the club before the start of the season. Bringing in 18 new players, including returnees to the team Ronald Cerritos and Wade Barrett, Kinnear led the Quakes to the greatest regular season in team his-



EARTHQUAKES HISTORY

tory with an 18-4-10 record and 64 points, clinching the club's first Supporters' Shield, despite losing over 100 man games to injury. Newcomers Ricardo Clark, Kelly Gray, Danny Califf, Mark Chung, Brad Davis and Alejandro Moreno all played big parts in the Quakes' 2005 success.

The team set the MLS record for the fewest losses in league history with four and became the second team in MLS history to surpass 60 points in a season. San Jose also set club records in the following categories: winning streak (6 games), road winning streak (6 games), shutouts (12), most road shutouts (4), most road wins (9), unbeaten streak (14 games) and most consecutive shutouts at home (5). Kinnear's squad became the first team in MLS history to finish the regular season unbeaten at home (9-0-7), while stretching their all-time unbeaten streak at home to 18 games, another MLS record. San Jose posted a +22 goal difference, the best in team history with 53 goals scored and 31 allowed.

Despite the great regular season success, the Quakes were eliminated for the second straight season in the Western Conference Semifinals. After losing 3-1 on the road to the Los Angeles Galaxy in the first leg of the series, the Quakes could not comeback and fell 4-2 overall on aggregate.

Dwayne De Rosario had the best season of his five-year MLS career in 2005 to lead the Quakes. Moving from forward to attacking midfielder, the Canadian international recorded career-highs in goals (9) and assists (9) and finished runner-up in the Honda MLS MVP race. He also earned his second straight Sierra Mist MLS Goal of the Year award for his spectacular free kick on Oct. 15 against the Los Angeles Galaxy.

Also having standout seasons for the Quakes were goalkeeper Pat Onstad and defender Danny Califf, who were both named to the RadioShack MLS Best XI team. Onstad was also named the MLS Goalkeeper of the Year for a season in which he led the league in wins (18), shutouts (12), goals against average (0.97) and save percentage (77.2). It was the second Goalkeeper of the Year award for the 37-year-old Canadian, who also moved into first place in team history with his 27th career shutout on Oct. 1 against New England. Califf helped stabilize the defense after coming over in a trade with the Galaxy, appearing in 20 games and scoring two goals. Along with Eddie Robinson, Califf helped form the most formidable central defense tandem in MLS.

Cerritos, the all-time leading goal scorer in team history, made a strong return to San Jose in 2005, after spending three seasons away from the team. Cerritos finished the year with six goals and eight assists to push his all-time totals to 61 goals and 47 assists, both team records. Cerritos notched his record-breaking 46th assist on August 6 against the Columbus Crew.

2005 also saw two original members of the team honored on the field at Spartan Stadium. The team inducted John Doyle as the inaugural member of the San Jose Earthquakes Hall of Fame, while Troy Dayak was honored in a post-game ceremony after announcing his retirement. Doyle's number was unveiled in Spartan Stadium along with a Hall of Fame banner at halftime of the team's Aug. 27 game against the Los Angeles Galaxy. Doyle was the first signing in the team's history



on Dec. 7, 1995 and had a standout career with San Jose. The team captain during every year of his tenure, Doyle appeared in 132 games during his five seasons in San Jose and scored 11 goals and notched 15 assists. He was named the 1996 MLS Defender of the Year and made the MLS Best XI that year as well. The Fremont, Calif. native also earned a spot in the MLS All-Star Game in 1996 and 1997. Since his retirement following the 2000 season, Doyle spent three years as the color commentator on Quakes broadcasts before serving as the assistant coach in 2004 and 2005.

Dayak announced his retirement from the Earthquakes after spending eight seasons with the team and overcoming two potential career-ending injuries. Dayak played for San Jose from 1996-1998 and then returned to the team in 2001 after overcoming a severe neck injury that required surgery and torn knee ligaments. The former Livermore High School standout was a major factor in the Quakes' 2001 MLS Cup Championship victory as he missed only one game in 2001 and was named the MLS Comeback Player of the Year, while also earning a spot on the MLS All-Star team. His overtime header against the Miami Fusion in the MLS Cup Playoff Semifinals sent San Jose to their first MLS Cup. Despite being hampered by injuries following that season, "The Beast" still helped San Jose win their second MLS Cup in 2003, while being one of MLS' elite teams in 2002, 2004 and 2005. He was honored on the Spartan Stadium field in a post-game ceremony on October 8, where he was presented a commemorative Earthquakes belt buckle.

On December 15, 2005, after the greatest regular season in team history with an 18-4-10 record and 64 points clinching the club's first Supporters' Shield, the Earthquakes were placed on hiatus by the League, with their players and coaching staff moving to Houston where they now play as the Houston Dynamo.

2006: The Rebirth Begins

On May 24, Lew Wolff, principal owner of the Oakland Athletics, purchased an exclusive option to acquire an MLS team and bring professional soccer back to the Bay Area. David Alioto was named the Executive Vice President of the San Jose Earthquakes.

THE CLUB

2014 REVIEW

CLUB HISTORY

OPPONENTS

MEDIA INFO

EARTHQUAKES HISTORY

THE CLUB

2014 REVIEW

CLUB HISTORY

OPPONENTS

MEDIA INFO

2007: The Earthquakes Return

On July 18, Lew Wolff activated an option for the rights to the San Jose Earthquakes and Major League Soccer granted them a new expansion team. The club started to take shape on Oct. 3, when John Doyle was named General Manager of Soccer Operations. On the same day, the Earthquakes unveiled their new uniforms and team logo. On Oct. 26, the Earthquakes announced Buck Shaw Stadium in Santa Clara as their temporary venue for the 2008, 2009 and 2010 seasons with some games being played at McAfee Coliseum in Oakland.

One of the biggest announcements for the new expansion team came on Nov. 5 when the Earthquakes named Frank Yallop their head coach. With Yallop aboard, the Earthquakes selected 10 players in the MLS Expansion Draft, including former Earthquakes defender Ryan Cochrane of the Houston Dynamo. Also selected were Clarence Goodson (FC Dallas), Ned Grabavoy (Columbus Crew), James Riley (New England Revolution), Joseph Vide (New York Red Bulls), Ivan Guerrero (Chicago Fire), Brian Carroll (D.C. United), Jason Hernandez (Chivas USA), Gavin Ginton (LA Galaxy) and Chris Pozniak (Toronto FC). A few days later, the Earthquakes acquired forward Kei Kamara from the Columbus Crew and goalkeeper Preston Burpo from Chivas USA. The Earthquakes traded defender Brian Carroll to the Crew for Kamara and traded the club's fourth-round pick in the 2008 MLS Super Draft to Chivas USA in exchange for Burpo.

On Nov. 29, the Earthquakes brought another familiar face to the club by naming Ian Russell the assistant coach.

Toward the end of the year, the Earthquakes had open tryouts in seven cities across Northern California looking for local talent. The tryout tour began on Nov. 3 and finished on Sunday, Dec. 2 with over 600 players trying out. The tour visited Sacramento, Santa Rosa, San Francisco, Salinas, Oakland, Walnut Creek and Hayward. There were 33 players selected from the tryout tour that participated in the Earthquakes invitation-only combine. These players competed with other players from United Soccer League and from other top colleges in the country for a spot on the Quakes reserve division team.

2008: Expansion Year

The San Jose Earthquakes started 2008 with a flurry of activity. On Jan. 10, they acquired goalkeeper Joe Cannon from the Los Angeles Galaxy. Soon after, the team acquired defender Nick Garcia from the Kansas City Wizards in exchange for the No. 1 overall pick in the 2008 MLS SuperDraft and then selected Shea Salinas with the 15th overall pick in the MLS SuperDraft.

The Quakes reported for preseason at the beginning of February and officially made their on-field return to the Bay Area on February 13, in a 1-0 preseason loss to the old version of themselves, the Houston Dynamo, at PAL Stadium in San Jose. Another familiar face returned to San Jose soon after, as the Earthquakes acquired midfielder Ramiro Corrales from the Houston Dynamo in exchange for allocation money.

On Feb. 26, the Earthquakes named former Quakes midfielder Ronnie Ekelund the technical advi-

tor. A day later, the team acquired midfielder Ronnie O'Brien from Toronto FC in exchange for a first-round draft pick in the 2009 MLS SuperDraft and allocation money.

The Quakes kept on building the team and on March 13, Jason Batty was named the goalkeeper coach. At the end of the month, the team signed Shea Salinas and acquired forward John Cunliffe. Prior to the opener against the Los Angeles Galaxy on April 3, the Earthquakes signed Eric Denton, Jay Ayres, Matt Hatzke, Adam Smarte, Jamil Roberts and Ryan Johnson.

The team opened its home schedule in front of over 20,000 fans at the Oakland-Alameda County Coliseum against the Chicago Fire on April 12. The Quakes won their first match on April 19 with a 2-0 road victory over the Colorado Rapids. Another milestone came on May 3, when the team opened its new home, Buck Shaw Stadium, on the campus of Santa Clara University. The Quakes played to a 0-0 draw in front of a sold-out crowd of 10,515.

While the Quakes were back on the field, the team was not able to find its rhythm until midseason. To help bolster the attack, John Doyle and Frank Yallop signed English forward Darren Huckerby, MLS veteran forward Scott Sealy, former AS Roma midfielder Francisco Lima and acquired former Earthquakes midfielder/forward Arturo Alvarez. The new signings paid off and the team posted a nine-game unbeaten streak from July 12-Sept. 27, the longest unbeaten streak in the league in 2008 and the second longest ever by an expansion team. That run got the Quakes back into the thick of the playoff race, but they were not able to climb all the way back up the standings and were eliminated from the playoff chase on the penultimate weekend of the season.

During the 2008 season, the team earned a number of memorable victories, including a 2-1 victory over the Houston Dynamo on May 22 at Buck Shaw Stadium, a last-minute 3-2 win over the Los Angeles Galaxy



EARTHQUAKES HISTORY

at Oakland Alameda County Coliseum, a 4-0 win over the New England Revolution and a 2-0 road win over the eventual MLS Cup Champion Columbus Crew. The Quakes capped the season with a 2-0 win over Toronto FC on Oct. 25. The team also set a single-game attendance record on June 14 against the Los Angeles Galaxy, as 39,728 fans packed into Oakland-Alameda County Coliseum.

The Quakes saw standout performances from a number of players, including goalkeeper Joe Cannon and midfielder Darren Huckerby. Cannon led the league in saves and posted nine shutouts on the year and was also named the team's U.S. Soccer Foundation Humanitarian of the Year. Huckerby scored six goals and notched four assists in just 14 games to be named the MLS player of the month for September, MLS Newcomer of the Year and the Earthquakes Most Valuable Player. Jason Hernandez earned the team's Defensive Player of the Year award and a call-up into US national team camp the following January for his excellent play on the backline.

The Earthquakes made a very successful return to MLS as the top expansion team of the last decade. Under the guidance of head coach Frank Yallop, the Quakes had more wins (8), points (33) and goals (32) and allowed fewer goals (38) than any expansion team since 1998.

2009: Quakes Shake Things Up

The 2009 campaign was one filled with injury and frustration for the Earthquakes. They finished 7-14-9 with 30 points under head coach Frank Yallop. The season began with new hope, coming off of a strong finish to the 2008 season that included a nine-game unbeaten streak. Unfortunately, Yallop and the team had to deal with key injuries to Jason Hernandez and Darren Huckerby. This, along with other injuries spread throughout the starting eleven and led to a lot of shuffling and player movement. All in all, eight players from the roster on opening day were gone by the middle of the season. Players like Andre Luiz, Ramon Sanchez, Cornell Glen, Chris Wondolowski, Bobby Burling, Aaron Pitchkolan and Antonio Ribeiro were brought in mid-season to help bolster the team and set them up for a good run in the future. Once all of these components were together, along with mainstays like Ryan Johnson, Arturo Alvarez and Joe Cannon, the team began to play better and finished the year on a nice run.

Ryan Johnson led the team with a breakout season in 2009, scoring a career-high 11 goals. Defender Chris Leitch, who was acquired early in the year from New York Red Bulls, led the team in assists with a career-high seven. Brandon McDonald broke through into a starting central back role during the middle of the season and solidified himself as a key part of the Quakes defense. He scored his first goal for San Jose, and just the second of his career, in a thrilling 2-2 draw in Los Angeles against Chivas USA late in the year. McDonald was rewarded with a call-up into US national team camp in January.

Another mid-season addition, forward Chris Wondolowski, provided some highlights in the Quakes good form at the conclusion of the season. He scored a stoppage-time winner at home against Kansas City

on Aug. 22 and added the final goal in a 4-0 thrashing of Seattle Sounders FC on Aug. 8. Arturo Alvarez added flair to the Quakes attack, scoring five goals in the 2009 season. His goal against Real Salt Lake on May 30 was nominated and finished in the top 10 for MLS Goal of the Year. 2009 also marked a significant point in Alvarez's career, as he was selected for the El Salvador national team for the first time. He appeared in five World Cup Qualifiers for his country, along with teammate and Salvadoran captain Ramon Sanchez, who appeared in all of the qualifiers.

Two Earthquakes hit big milestones during the season, as goalkeeper Joe Cannon became the franchise leader in starts (159) and minutes played (14,481) and captain Ramiro Corrales became the franchise leader in appearances with 167, while also appearing in his 200th MLS game. Midfielder Darren Huckerby, who provided such a lift to the Earthquakes after his arrival in 2008, called an end to his career towards the end of the season after undergoing season-ending surgery. Huckerby was honored before the game on Oct. 3 in a 1-0 win over New York Red Bulls.

San Jose had quite a few memorable wins in 2009: knocking off Houston 3-2 at home for their first win of the year on March 28, a big 2-1 win over eventual MLS Cup Champion Real Salt Lake on May 30, a 2-1 win over eventual Western Conference Champion Los Angeles Galaxy in which Ryan Johnson scored the game-winner, a 4-0 domination of Seattle Sounders FC on Aug. 2, the 1-0 stoppage-time win over Kansas City on Aug. 22 and a 2-1 come-from-behind victory over D.C. United on the road on Sept. 27, which marked the first road win of the year and the first come-from-behind win since the team came back in 2008.



THE CLUB

2014 REVIEW

CLUB HISTORY

OPPONENTS

MEDIA INFO

EARTHQUAKES HISTORY

THE CLUB

2014 REVIEW

CLUB HISTORY

OPPONENTS

MEDIA INFO

2010: Quakes Return to Postseason

The 2010 season will be remembered for two things: San Jose's return to the MLS Cup Playoffs and the emergence of Chris Wondolowski.

The year began with a preseason camp that included a 10-day trip to train at the grounds of club partner Tottenham Hotspur. The Earthquakes played three friendlies during the time abroad, winning games against the Tottenham Hotspur (1-0) and West Ham United (2-0) reserves as well as the Colorado Rapids (1-0).

Building on a strong preseason, the Earthquakes jumped out to a 5-2-1 start over its first eight games. During that stretch, Wondolowski scored four goals in four games, a precursor to what would become an historic body of work.

In July, Tottenham Hotspur traveled to San Jose to train and play an exhibition against the Earthquakes. Two days before the match, over 1,200 fans attended a Spurs open practice session with players like Gareth Bale, Luka Modric and Robbie Keane on the pitch. On Saturday, July 17, a record crowd of 10,712 packed into Buck Shaw Stadium with more tuned in on ESPN2 to watch a spirited 0-0 draw.

One month later, the Earthquakes eclipsed the attendance record set against Tottenham Hotspur with 10,799 on hand for a thrilling 1-0 win against the Southern California rival Los Angeles Galaxy. As was the case in nine of San Jose's 13 wins during the 2010 campaign, it was Wondolowski tallying the decisive blow.

San Jose's win against the Galaxy was part of a 5-1-1 stretch that put the squad on the brink of clinching its first MLS Cup Playoff berth since returning to the league in 2008. On October 9, after two goals from Wondolowski gave the Earthquakes a 2-0 road win against DC United, the club officially sealed its spot in the postseason.

With a playoff spot secured, a different race heated up: Wondolowski's chase for the Golden Boot. With Edson Buddle in command heading into the final week of the season, San Jose's local product needed a small miracle to overtake the lead. That miraculous moment came on October 20 with Wondolowski coming off the bench to record a hat trick, leveling the race at 17 goals apiece. The drama continued as Wondolowski scored in San Jose's 4-1 loss to Kansas City on Saturday, October 23 and Buddle yet to play. The next day, Buddle failed to find the net, sewing up Wondolowski's comeback to win the 2010 MLS Budweiser Golden Boot.

From Sept. 15 to Oct. 23, Wondolowski scored all 10 of the Earthquakes goals, setting the all-time MLS record for the most consecutive goals scored by one player. Also, the Danville, Calif. native accounted for 52.9 percent (18 of 34) of the Earthquakes' goals in the 2010 season, the second highest such percentage all-time in MLS history. Also of note, Wondolowski posted the third-highest scoring percentage in MLS history, scoring 25 goals on 111 shots (22.5%).

For his efforts, Wondolowski was named a finalist for the Volkswagen MVP along with Buddle and eventual winner David Ferreira of FC Dallas.

Regular-season accolades aside, the Earthquakes sought to make an impact in the MLS Cup

Playoffs after drawing the star-laden New York Red Bulls in the Eastern Conference Semifinal. A Red Bulls squad bolstered by Thierry Henry, Rafael Márquez and Juan Pablo Ángel took a 1-0 lead in the aggregate at Buck Shaw Stadium. However, on the strength of a brace by 2010 MLS Comeback Player of the Year Bobby Convey and a series-clinching goal by Wondolowski, the Earthquakes advanced to the Eastern Conference Championship.

One week later, the Earthquakes bowed out of the MLS Cup Playoffs in frigid conditions against the Colorado Rapids at Dick's Sporting Goods Park. Kosuke Kimura scored the lone goal for a squad that would go on to defeat FC Dallas, 2-1, to win the MLS Cup Championship.

2011: Wondo Solidifies Spot Among MLS Elite

The 2011 season started on a positive note with reigning Golden Boot winner Chris Wondolowski earning his first call-up to the U.S. National Team. He played his first match for the Red, White and Blue in January before returning to training camp. The rest of the season did not play out in storybook fashion as the Quakes were shut out of the playoffs, but not before providing a number of great thrills throughout the year.

The majority of the 2010 team that reached the Eastern Conference Semifinals returned for 2011 season with a few new additions that would make a big impact on the squad. Forward Steven Lenhart arrived in a draft day trade from the Columbus Crew and Simon Dawkins was signed on loan from partner club Tottenham Hotspur. Lenhart and Dawkins went on to combine for 11 goals and five assists for San Jose during the year.

Opening Day against Real Salt Lake will not likely be a game that is forgotten soon. RSL won the match 1-0, but the game on the field was not what will stick in the minds of the people in attendance. A heavy rain started falling an hour before kickoff and did not let up until after the falling whistle had blown. Combined with gusts of wind and low temperatures, the game will forever be known as the "Great Deluge of 2011".

After a slow start to the season, the Quakes righted the ship and had a 5-4-4 record after 13 games and were one of the highest scoring teams in the league. That start was capped off by Lenhart becoming just the fourth player in team history to record a hat trick with three goals against D.C. United on June 11. However, injuries, national team call-ups and scoring struggles conspired to lead to a 13-game winless stretch that knocked the team out of playoff contention.

Despite the winless streak, the team did have a number of highlights in 2011. On July 2, the Quakes hosted the New York Red Bulls at Stanford Stadium in front of a crowd of 41,028, the largest single-game crowd in team history. Just 10 days later, backup goalkeeper David Bingham earned world-wide notoriety when his 90-yard kick ended up in the back of West Bromwich Albion's net in an international exhibition. The goal generated nearly four million views on YouTube.

San Jose's No. 1 goalkeeper, Jon Busch, put together a great season of his own, starting 33 of 34 matches and leading MLS in saves with 113.

EARTHQUAKES HISTORY

The run-in to the end of the season also saw the race for the Golden Boot heat up again. After capturing the Golden Boot in 2010 with a strong finish, Wondolowski scored in the Quakes' final five matches to finish the year with 16 goals, tying him for tops in the league. Despite losing the title to Dwayne De Rosario by virtue of a tiebreaker, the Danville native became just the third player in league history to lead the league in goals one year and tie for the league lead the following year. He also passed former Quake Landon Donovan for second all-time in goals in club history with 37. Ronald Cerritos leads the club with 61 career goals.

Despite missing the MLS Cup Playoffs, the Earthquakes set a new club record by closing the season with six consecutive sellouts.

2012: Year of the Goonies

Heading into the 2012 season, there were not high expectations for the Earthquakes from MLS pundits around the country, as most picked San Jose to miss the playoffs. Despite the lack of preseason respect, Frank Yallop's squad would prove everyone wrong and post one of the best seasons in league history.

The Quakes shot out of the gate with their best start ever at 7-1-1 and went on to shatter numerous club and league records with a 19-6-9 record for 66 points, while capturing their second Supporters' Shield. The team broke the club record for points in a season (66), goals scored in a season (72, third highest total in league history), goals scored in second half stoppage time (nine, also broke MLS record) and goals scored after 75th minute (22, second highest total in league history). Their 11-win improvement from 2011 to 2012 marked the highest increase in MLS history.

While the numbers were impressive, what really made 2012 special was the blue-collar work ethic and never-say-die attitude of the team. With numerous comeback wins and last-second goals, the Quakes proved that they could never be counted out of any match. Ten times in 2012, San Jose allowed the first goal, but recovered to either win or tie. Their ability to comeback combined with a happy-go-lucky attitude earned the team a special moniker, "The Goonies".

The group was led by a trio of high-flying forwards, Chris Wondolowski, Alan Gordon and Steven Lenhart. Wondolowski had a season for the ages, equaling the league record with 27 goals to become the first San Jose player to earn the MLS Most Valuable Player award. He also set a league record by leading the league in goals for three straight seasons to capture his second Golden Boot trophy. He also was named to

the MLS Best XI for the third time in three years.

Complementing the deadly scoring ability of Wondo were the Bash Brothers, Alan Gordon and Steven Lenhart. Gordon had a career year with 13 goals and seven assists, while Lenhart also notched a career high with 10 goals. The Quakes also got a big lift from English midfielder Simon Dawkins, who scored eight goals, while dictating the tempo for the Quakes.

After their 7-1-1 start to the season, San Jose held off all challengers throughout the regular season and they were at their best against the best. They posted a combined mark of 8-0-1 against Real Salt Lake, Seattle Sounders FC and the LA Galaxy, their three closest pursuers in the Western Conference standings. The team clinched the Supporters' Shield on the penultimate weekend of the season, following a Sporting Kansas City loss and a tie against their biggest rivals, the LA Galaxy.

Head coach Frank Yallop would earn MLS Coach of the Year accolades after guiding his team to its second playoff berth in three seasons. Additionally, defender Victor Bernardez became the second Quakes player named to the Best XI team.

Following a thrilling regular season, the Quakes would square off against the Galaxy in the Western Conference semifinals. In the first leg of the series, the script would remain the same, as the two rivals were locked in a 0-0 tie late in the match. Bernardez then took matters into his own hands, blasting a long free kick through the Galaxy wall and just past LA goalkeeper Josh Saunders in the 94th minute. With a 1-0 lead heading into the second leg, it appeared San Jose was on the verge of a spot in the conference final. However, the Galaxy turned the tables on the Quakes in game two with three first-half goals on the way to a 3-1 win in the game and 3-2 aggregate goals win in the series.

Despite the heartbreaking defeat, the Quakes had re-established themselves as one of the league's elite teams and they had captured the imagination of the Bay Area. 2012 truly was a year for the ages in the history of Quakes soccer.

2013: Watson Era Begins

The Earthquakes closed their 2013 campaign in prolific form, but narrowly missed the MLS Cup Playoffs due to the league's second tiebreaker. They finished 14-11-9 with 51 points, tied for third-most in club history. The results were more impressive considering a midseason change at head coach following the departure of Frank Yallop on June 7, 2013. Taking over at the helm was Yallop's assistant, Mark Watson, under the interim title.

Under Watson, the Earthquakes rattled off an 11-5-3 record, tied for the best point-per-game average in the league during that stretch. They also advanced in CONCACAF Champions League, winning a group that also featured the Montreal Impact and Montreal's CD Heredia. Over the last two months of the season, San Jose allowed just two goals in all competitions while rolling to a nine-game unbeaten streak. They went 430 minutes without yielding a goal before FC Dallas found the net in the final minute of the last game of the year, the second-longest streak in Earthquakes history.

San Jose's last match of 2013 was also the sunset



EARTHQUAKES HISTORY

THE CLUB

2014 REVIEW

CLUB HISTORY

OPPONENTS

MEDIA INFO

for MLS original Ramiro Corrales' career. Corrales ended his career atop the club's all-time lists for appearances (250), games started (228) and minutes played (20,188). Earthquakes teammates wore jerseys from Corrales' 18 seasons as a player to commemorate him during a special ceremony before the final match of the season against FC Dallas on Oct. 26. He was also carried off the field by teammates after being substituted in the 71st minute.

Among the other memorable moments in 2013 was the club's match against the LA Galaxy at Stanford Stadium on June 29. In true never-say-die fashion, the Earthquakes rallied from a 2-0 deficit to knock off the Galaxy 3-2, the last two goals coming in the 92nd and 93rd minutes with San Jose playing a man down. The Earthquakes became the first team in MLS history to win a game that they trailed entering second-half stoppage time while playing a man down.

The match at Stanford Stadium sold out for a second-consecutive season with 50,028 in attendance. Sellouts were the norm as the Quakes set a new club mark by reaching capacity in 15 of 17 regular season contests.

2014: Earthquakes on a National Stage

The 2014 calendar year kicked off in spectacular fashion as the Earthquakes hosted an event with over 5,000 people to launch the reunification of the club's brand. The Quakes unveiled a new logo and two new uniforms to celebrate the club's 40th anniversary at San Pedro Square in downtown San Jose.

With Mark Watson entering his first full season in charge, the Quakes entered the year with high expectations. However, a slow start and a rash of injuries made 2014 an uneven year for the club on the field with the Quakes missing the playoffs for the second straight season.

Despite the team struggles, the year had a number of individual highlights. Both Chris Wondolowski (United States) and Victor Bernardez (Honduras) represented their countries at the 2014 FIFA World Cup in Brazil. They are the first Quakes to play in the World Cup since 2002 when Landon Donovan and Jeff Agoos represented the U.S. Wondolowski helped the U.S. advance to the Round of 16, while Bernardez played in all three matches for Honduras.

Additionally, goalkeeper Jon Busch tied the single season San Jose record for saves in a season with 137, while tying the team record with 34 games played and 3,060 minutes played. Rookie homegrown midfielder, Tommy Thompson, made his first start for San Jose on Aug. 20, 2014 against Seattle Sounders FC to become the second youngest player to ever start for San Jose.

The year also saw the end of the Quakes tenure at Buck Shaw Stadium on the campus of Santa Clara University. San Jose saw numerous memorable moments at the stadium, including opening day on May 3, 2008 and clinching the Supporters' Shield on Oct. 21, 2012. The Quakes had unbeaten streaks of 18 and 15 games during their time at Buck Shaw Stadium, losing just one out of 34 regular season games from the Sept. 10, 2011-March 15, 2014. Overall, the Quakes finished their Buck Shaw Stadium tenure with a 52-24-38 record in all competitions and a 45-22-35 record in the regular season.

Near the end of the 2014 season, the Quakes let go of head coach Mark Watson and named Dominic Kinnear head coach for the second time in club history. Kinnear previously served as head coach from 2004-05.

HISTORY OF THE EARTHQUAKES NAME

When the San Jose Major League Soccer club decided to change its name and look in 1999, it went into the past to do so. Reaching back to a previously successful soccer team in the area, the Clash became the Earthquakes. The previous incarnation of the Earthquakes played in the North American Soccer League from 1974-1984, and then in the Western Soccer Alliance from 1985-88. Those Earthquakes teams called Spartan Stadium home. The name Earthquakes was chosen by the team's management. Following are the results of those teams:



NORTH AMERICAN SOCCER LEAGUE

Year	Record	Finish
1974	12-8	2nd Western Division
1975	8-14	4th Western Division
1976	14-10	1st Western Division
1977	14-12	3rd Western Division
1978	8-22	4th Western Division
1979	8-22	4th Western Division
1980	9-23	4th Western Division
1981	11-21	4th Western Division
1982	13-19	5th Western Division
1983	20-10	2nd Western Division
1984	8-16	5th Western Division

Note: Team was known as Golden Bay Earthquakes in 1983 and 1984.

WESTERN SOCCER ALLIANCE

Year	Record	Finish
1985	4-1-2	1st
1986	3-4-7	6th
1987	5-5-1	3rd
1988	7-5	3rd

EARTHQUAKES HALL OF FAME

THE CLUB

2014 REVIEW

CLUB HISTORY

OPPONENTS

MEDIA INFO



JOHN DOYLE - PLAYER

INDUCTED ON AUG. 27, 2005

The San Jose Earthquakes inducted their first member into the Earthquakes Hall of Fame, former captain and current General Manager John Doyle, on Aug. 27, 2005, in front of his home fans at Spartan Stadium.

In 1995, Doyle was the first player selected by the San Jose Clash of Major League Soccer. He was chosen team captain for each of the five seasons he played for the organization. Doyle was honored as the MLS Defender of the Year in 1996, and was a member of the MLS West All-

Star Team in 1996. At the time of his retirement, he was the Earthquakes' all-time leading defensive goal-scorer and held the team record for games played.

A native of Fremont, Calif., Doyle graduated from Washington High School and was an All-American at the University of San Francisco.

RONALD CERRITOS - PLAYER

INDUCTED ON SEPT. 29, 2010

Former Earthquakes forward Ronald Cerritos became the second player in the Earthquakes Hall of Fame, when he was inducted on Sept. 29, 2010, at Buck Shaw Stadium.

Cerritos played in San Jose from 1997-2001 and returned to the club in 2005. He is the franchise's second all-time leading scorer with 61 goals and 47 assists. Additionally, the Salvadoran international ranks among the top-10 all-time in appearances (148), minutes played (12,382) and games started (142). Cerritos helped lead San Jose to its first-ever MLS Cup championship in 2001.



Cerritos earned 66 caps for the El Salvador National Team from 1995-2008, scoring eight goals.



TROY DAYAK - PLAYER

INDUCTED ON OCT. 22, 2011

Troy Dayak played in San Jose as an original member of the Clash from 1996-98, and with the Earthquakes from 2001-05. During his tenure with the club, he scored nine goals and notched seven assists. Dayak ranks in the top-10 all-time in minutes played (10,830), games started (122) and appearances (129).

The defender, better known to Earthquakes fans by his nickname, "The Beast," scored one of the most important goals in club history, sending the Quakes to their first MLS Cup in 2001 with a golden goal in Game 3

of the MLS Cup Playoff Semifinals against the Miami Fusion. He earned MLS Comeback Player of the Year honors that year after playing in 25 games and scoring two goals, while helping the team allow just 29 goals, the fewest in club history.

Dayak continued to battle injuries throughout the rest of his career, but still helped San Jose win a second MLS Cup championship in 2003.

EARTHQUAKES HALL OF FAME

THE CLUB

2014 REVIEW

CLUB HISTORY

OPPONENTS

MEDIA INFO




PAUL CHILD - PLAYER INDUCTED ON SEPT. 29, 2012

Child was the first star for the NASL Quakes, leading the league in scoring in 1974 with 15 goals and six assists to help San Jose to the playoffs, earning First-Team All-Star honors in the process. A native of Birmingham, England, Child came to the United States from Aston Villa's youth system in 1972 to play for the Atlanta franchise in the NASL. After two seasons there, he found his niche in San Jose, playing for the Quakes from 1974-79 and becoming the franchise's all-time leader in goals with 61.

Overall, he appeared in 149 outdoor games for San Jose, but he also had a strong indoor career as well. In 1975, he was named Most Valuable Player of the NASL Indoor Tournament, leading the Quakes to the title at the Cow Palace in San Francisco. Despite being from England, he was called up to the U.S. National Team and earned two caps in 1973. Overall, Child played 239 games for four different NASL teams and scored 102 goals, fifth all-time in NASL history. He was inducted into the U.S. Soccer Hall of Fame in 2003.

MILAN MANDARIC - BUILDER INDUCTED ON SEPT. 29, 2012

Mandaric was the first person inducted into the Earthquakes Hall of Fame as a "Builder." He was the first owner of the Earthquakes in 1974 and helped make the team one of the most successful in the NASL. The Quakes were San Jose's first professional sports franchise and they received overwhelming support from the local fans. Under his guidance, the team rewarded that support by making the playoffs in their first year of existence.



The native of Serbia went on to own a number of professional soccer teams around the world, including the Oakland Stompers (NASL), St. Louis Storm (MISL), R. Charleroi SC (Belgium), OGC Nice (France), Portsmouth (England) and Leicester City (England). He recently sold Sheffield Wednesday (England), which he helped earn promotion the Championship League in 2014.



EARTHQUAKES HALL OF FAME

PETER BRIDGWATER - BUILDER

INDUCTED ON JULY 27, 2013



Bridgwater was one of the most influential leaders in the growth of the soccer in the United States, especially in the Bay Area. He started his Bay Area soccer career as the general manager of the Earthquakes in the NASL in 1984. After the league folded one year later, he kept the Quakes name alive and founded the Western Soccer Alliance to keep pro soccer alive in the Bay Area.

When MLS arrived, Bridgwater helped San Jose secure one of the league's original teams. He served as club president from 1996-98 before moving onto his next soccer venture, serving as the venue director for the New York site of the 1999 FIFA Women's World Cup to the Bay Area.

Bridgwater was also an instrumental figure in promoting soccer in the Bay Area through international matches. He played a key role in bringing the 1994 FIFA World Cup to the Bay Area and helped organize matches with Real Madrid, Napoli and Bayern Munich, among others.

GABBO GAVRIC - PLAYER

INDUCTED ON JULY 27, 2013

Gavric was born in Yugoslavia and moved to the Bay Area in 1967 to join the Oakland Clippers of the NPSL, helping them capture the league championship that season. He remained with the Clippers during their transition to the NASL in 1968, but the league folded after that season.

He went on to spend a season as a kicker with the San Francisco 49ers in 1969. He joined the inaugural Earthquakes NASL squad in 1974 as a player, but moved into a player-coach role when head coach Ivan Toplak had to return to Yugoslavia for a brief period of time. Toplak returned part way through the season and Gavric became a star defender for a Quakes team that would qualify for the playoffs in their first season in the NASL.

Gavric made 46 appearances during his San Jose career and spent time as the club's head coach. He was also co-MVP for an Earthquakes squad that won the NASL indoor tournament in 1975.



THE CLUB

2014 REVIEW

CLUB HISTORY

OPPONENTS

MEDIA INFO

EARTHQUAKES HALL OF FAME

JOHNNY MOORE - PLAYER

INDUCTED ON APRIL 2, 2014



Moore's career in professional soccer in the Bay Area stretches back to 1969 when he made two appearances for the Oakland Clippers. Five years later, he became the first player signed by the expansion San Jose Earthquakes in the North American Soccer League (NASL). He was also appointed assistant general manager in that first season. From 1974-76, he served as a player/assistant general manager, scoring eight goals and notching 14 assists in those three seasons. After three years as the assistant general manager, he became the vice president and general manager in 1977. As general manager, he helped the team set a league record for the most sellouts in a season, while still contributing on the field. He became the only person in professional sports to serve as general manager and play for the team at the same time.

At the conclusion of the 1977 season, Moore followed owner Milan Mandaric to the Oakland Stompers, for whom he played his final season in the NASL in 1978. He then went on to play three seasons in the Major Indoor Soccer League (MISL) for the Detroit Lightning, San Francisco Fog, Kansas City Comets and Phoenix Inferno, while twice being named an MISL all-star.

In the MLS era of the Earthquakes, Moore spent two successful seasons as the general manager. Under Moore, the Quakes earned playoff berths in two consecutive seasons, capped off by the 2003 MLS Cup Championship.

Moore also enjoyed a successful international career, as he was a member of the United States Men's National Team from 1971-1976. He earned 12 caps and made 18 total appearances for the U.S., including four appearances in World Cup Qualifying for the 1974 World Cup.

The resident of San Jose has been involved with soccer in Northern California since the 1960s and he began a 30-year career in coaching in 1969. He was one of the original coaches for youth soccer in Pleasanton, Calif. For his contributions to soccer in the United States and Northern California, Moore was inducted into the United States Soccer Hall of Fame and the California Soccer Hall of Fame in 1997, along with being inducted into the California Youth Soccer Hall of Fame in 1995.

THE CLUB

2014 REVIEW

CLUB HISTORY

OPPONENTS

MEDIA INFO

June 15, 1994: San Jose becomes a charter member of Major League Soccer, along with Boston, Columbus (Ohio), Los Angeles, New Jersey, New York and Washington D.C. The New Jersey and New York entries later were merged. In November 1994, Chicago and Tampa were added to the league.

June 6, 1995: The 10-team alignment for MLS' first season is completed, as Denver and Kansas City are added to the league and Dallas replaces Chicago. San Jose is assigned to the Western Conference, along with Dallas, Denver, Kansas City and Los Angeles.

August 25, 1995: Veteran Bay Area soccer promoter Peter Bridgwater, former owner and general manager of the NASL San Jose Earthquakes and Executive Director for the San Francisco venue of World Cup 1994, is named President and General Manager of the San Jose club.

October 17, 1995: The San Jose team is nicknamed the "Clash," and the team's logos and uniforms are unveiled.

December 7, 1995: Laurie Calloway is named head coach of the Clash. Francisco Maturano Ruiz is named assistant coach. U.S. World Cup veteran John Doyle and Nigerian World Cup veteran Michael Emenalo are introduced as the Clash's first players.

1996

January 23, 1996: U.S. National Team star Eric Wynalda, the United States' all-time leading scorer in international play, is allocated to the Clash by MLS.

February 2, 1996: Named Dave Gold goalkeeper coach; Named Bruce Morgan trainer.

February 5, 1996: Acquired D Ben Iroha as MLS allocated player.

February 6, 1996: Paul Bravo is the Clash's first selection in the inaugural Major League Soccer Draft. The Clash select a total of 16 players in the two-day draft.

February 24, 1996: The Clash completes the first trade in MLS history, getting Troy Dayak from the MetroStars in exchange for Rhett Harty and the Clash's first-round selection in the MLS College Draft.

March 1, 1996: The Clash opens its first training camp on the South Campus at San Jose State University.

March 4, 1996: Acquired D Ramiro Corrales from Columbus Crew in exchange for second-round selection in MLS Supplemental Draft. Selected M Roberto Gonzales and D James Woolridge in supplemental draft. Selected F Derick Brownell and M Eddie Lewis in MLS College Draft.

March 25, 1996: Placed F Carlos Farias, M Roberto Gonzales, and D James Woolridge on waivers.

April 2, 1996: Acquired M Jorge Rodas as discovery player.

April 6, 1996: The Clash defeats D.C. United, 1-0, in the MLS Inaugural Game at Spartan Stadium before a crowd of 31,683, the largest ever to attend a sporting event in San Jose.

April 16, 1996: Placed F Jeff Betts, F Gabe Garcia, M Kevin Grimes and F Derick Brownell on waivers.

May 4, 1996: Acquired F Missael Espinoza as MLS allocated player.

May 7, 1996: Placed F Victor Mella on waivers.

May 12, 1996: The Clash breaks its San Jose attendance record, with crowd of 31,728 for a game against Los Angeles.

June 12, 1996: The Clash becomes the first MLS team to defeat an international opponent, downing UNAM Pumas of the Mexican First Division, 2-1, at Spartan Stadium.

June 28, 1996: Placed M Henry Gutierrez on waivers.

July 2, 1996: Acquired D Tayt Ianni off waivers.

October 2, 1996: Placed D Rick Iversen on waivers.

October 20, 1996: Placed F Ryshiem Henderson on waivers.

October 26, 1996: The Clash becomes the first MLS team to take an international tour, leaving for a 13-day trip through the People's Republic of China during which the club splits a pair of games.

November 6, 1996: Acquired F Mac Crozier from Columbus in exchange for M Altimont Butler.

1997

January 7, 1997: Acquired M Dominic Kinnear and second round pick from Colorado in exchange for F Paul Bravo and D Rafael Amaya.

January 20, 1997: Acquired M Shawn Medved and second round pick from D.C. United in exchange for second round pick.

February 1, 1997: Selected Alberto Montoya in MLS College Draft.

February 2, 1997: Acquired D Lawrence Lozzano and second round pick from Dallas in exchange for first and second round picks. Selected D Curt Onalfo and F Esmundo Rodriguez in MLS Supplemental Draft. Selected D Jason Annicchero and F Chris McDonald in MLS College Draft.

February 6, 1997: Acquired F Christopher Sullivan as MLS allocated player.

March 21, 1997: Acquired Ronald Cerritos as MLS allocated player.

KEY DATES

THE CLUB

2014 REVIEW

CLUB HISTORY

OPPONENTS

MEDIA INFO

March 26, 1997: Placed F Mac Crozier on waivers.

March 28, 1997: Placed F Esmundo Rodriguez on waivers.

April 5, 1997: Acquired Daniel Guzman as MLS allocated player. Acquired M Istvan Urbanyi as discovery player.

April 10, 1997: Placed M Paul Holocher on waivers.

May 15, 1997: Acquired D Arnold Cruz and first round pick from DC United in exchange for D Ben Iroha.

May 18, 1997: Placed D Tayt Ianni on waivers.

June 25, 1997: Brian Quinn is named head coach of the Clash, replacing Laurie Calloway.

July 7, 1997: Placed GK Tom Liner on waivers.

July 8, 1997: Signed GK David Kramer.

July 17, 1997: Acquired Zico as MLS allocated player.

August 7, 1997: Acquired Esmundo Rodriguez as MLS Project-40 player.

November 6, 1997: Lost M/D Ramiro Corrales to Miami Fusion in expansion draft.

November 13, 1997: Acquired third-round pick in 1998 MLS College Draft from Miami in exchange for F Christopher Sullivan. Placed M Istvan Urbanyi, D Curt Onalfo, and GK Dave Salzwedel on waivers.

1998

January 15, 1998: Acquired M Victor Mella as MLS allocated player.

January 26, 1998: Acquired GK Andy Kirk as MLS Project-40 player.

January 29, 1998: Acquired M Martin Vasquez from Tampa Bay in exchange for M Dominic Kinnear.

January 31-February 1, 1998: Selected D Ben Parry, M Wade Barrett and D Caleb Porter in MLS College Draft. Acquired Braeden Cloutier from MetroStars in exchange for second round pick. Acquired D Tim Weaver, GK Kevin Rueda, F Eddie Soto and M Alberto Montoya in MLS Supplemental Draft.

February 9, 1998: Acquired D Richard Gough as MLS allocated player.

February 16, 1998: Placed F Eddie Soto on waivers.

March 27, 1998: Acquired M Vicente Figueroa as MLS discovery player.

April 8, 1998: Acquired M Juan Pablo Rodriguez as MLS allocated player.

April 22, 1998: Acquired M Brian Seapole as MLS discovery player. Placed M Alberto Montoya on waivers.

May 3, 1998: The Clash plays its first game on a newly widened field at Spartan Stadium. The club had been forced to play its first three home games of the season at Stanford Stadium after winter rains delayed construction at Spartan Stadium.

May 27, 1998: Acquired F Francisco Uribe as MLS allocated player.

June 25, 1998: Placed Ben Parry on waivers.

August 7, 1998: Acquired M Harut Karapetyan from Los Angeles in exchange for F Lawrence Lozzano.

October 30, 1998: Placed F Brian Seapole, M Harut Karapetyan, M Shawn Medved, M Martin Vasquez, D Troy Dayak, F Oscar Draguicevich, D Vicente Figuero and D Tim Martin on waivers. Sold F Francisco Uribe to the Mexican League.

November 2, 1998: Selected D Joey Martinez in MLS Waiver Draft.

November 18, 1998: MLS, which had operated the Clash as a league-owned team since the league's inception, announces an agreement to sell investor-operator rights to Kraft Group Sports, investor-operator of the New England Revolution and owner of the NFL's New England Patriots.

December 17, 1998: Signed Head Coach Brian Quinn to new one-year contract.

1999

January 4, 1999: Kraft Group Sports assumes operation of the Clash. Lynne Meterparel is named owners' representative and Renato Capobianco is named Director of Soccer.

January 14, 1999: Loaned F Eric Wynalda to Leon of the Mexican First Division.

January 20, 1999: Acquired F Raul Diaz Arce from New England and M Marcelo Vega from MetroStars in exchange for a future allocation and future considerations.

January 26, 1999: Acquired GK Joe Cannon as MLS allocated player.

January 27, 1999: Acquired a second-round selection in 2000 MLS College Draft from Tampa Bay in exchange for GK Andy Kirk.

January 28, 1999: Acquired a first-round selection in 1999 MLS Supplemental Draft and a second-round selection in 1999 MLS College Draft from D.C. United in exchange for financial considerations and agreement to yield third-round selection in 2000 MLS College Draft to MetroStars, as part of three-way trade in which D.C. acquired D Diego Sonora from MetroStars in exchange for two draft selections.

February 2, 1999: Acquired M Scott Bower as MLS Project-40 player.

February 7, 1999: Selected M Richard Mulrooney, F Wojtek Krakowiak, D Jamie Clark and D Todd Duncan in MLS College Draft; Selected D Adam Frye, M Maxi Viera, M Carlos Farias, and F Anthony Farace in MLS

Supplemental Draft.

February 12, 1999: Acquired D Jimmy Conrad as MLS discovery player.

February 17, 1999: Lynne Meterparel is named General Manager.

March 2, 1999: Released M Marcelo Vega; Announced D Richard Gough would leave club to play in England.

March 17, 1999: Acquired M Dario Brose as MLS allocated player.

March 18, 1999: Acquired D Mauricio Wright as MLS allocated player.

April 1, 1999: Placed F Anthony Farace and M Carlos Farias on waivers.

April 5, 1999: Selected M Leighton O'Brien in MLS Waiver Draft.

June 1, 1999: Announced F Eric Wynalda had been sent to Miami Fusion, via MetroStars, to complete Jan. 20 trade.

June 18, 1999: Acquired M Mauricio Solis as MLS allocated player.

June 29, 1999: Acquired M Ryan Tinsley from Chicago Fire, in exchange for conditional pick in 2000 MLS College Draft and possible third-round selection in 2000 MLS Supplemental Draft.

June 30, 1999: Placed M Maxi Viera and M Caleb Porter on waivers.

July 4, 1999: The largest crowd ever to see a Clash game (73,123) packs Stanford Stadium for a doubleheader. The U.S. beat Brazil in a Women's World Cup semifinal, then the Clash defeated D.C. United, 2-1, in a shootout.

July 19, 1999: Acquired F Alejandro Sequeira and future considerations from Tampa Bay Mutiny, in exchange for F Raul Diaz Arce.

August 13, 1999: Acquired M Jair from New England Revolution in exchange for M Jeff Baicher.

August 19, 1999: Acquired Tampa Bay Mutiny's first-round selection in 2000 MLS Supplemental Draft to complete July 19 trade.

August 26, 1999: Acquired GK David Winner as MLS pool player.

September 16, 1999: Announced that Lothar Osiander would replace Brian Quinn as head coach, and that assistant coach Jorge Espinoza would serve as interim head coach until Osiander completes duties with MLS Pro-40 team in A-League playoffs.

October 27, 1999: The San Jose club is renamed the Earthquakes, taking on the name of San Jose's North American Soccer League franchise from the 1970s and 1980s. The new logo and colors are also unveiled.

November 23, 1999: Re-signed F Ronald Cerritos.

November 24, 1999: Selected D Gabe Eastman in MLS Waiver Draft.

December 6, 1999: Re-signed D Mauricio Wright.

2000

February 2, 2000: Acquired a second-round draft choice for the 2000 MLS SuperDraft from Colorado in exchange for GK David Kramer.

February 3, 2000: Signed M Wojtek Krakowiak.

February 6, 2000: Selected GK Jon Conway, M Justin Evans, D Andrew Hemmerich, M Travis Mulraine, F Adrian Narine, D Joseph Rausa and F Ian Russell in MLS SuperDraft; Acquired a second-round pick in the 2000 Draft and a second-round pick in the 2001 Draft from D.C. United in exchange for a second-round pick in the 2000 Draft.

February 8, 2000: Acquired F Abdul Thompson Conteh as an MLS discovery player.

February 22, 2000: Placed D Andrew Hemmerich, M Leighton O'Brien and D Joseph Ragusa on waivers.

March 3, 2000: Placed D Adam Frye on waivers.

March 8, 2000: Acquired F Khodadad Azizi as MLS allocated player.

March 14, 2000: Placed F Adrian Narine on waivers.

March 15, 2000: Announced that M Eddie Lewis had been transferred to Fulham of the English First Division; Acquired a first-round pick in the 2002 MLS SuperDraft, two second-round selections in 2001 and future considerations from Chicago in exchange for an allocation to Chicago.

May 3, 2000: Acquired M/F Harut Karapetyan from Kansas City in exchange for a third-round pick in the 2001 MLS Super Draft.

May 30, 2000: Acquired D Mike Burns, D Dan Calichman, and a first-round pick in the 2001 MLS SuperDraft from New England in exchange for D Mauricio Wright.

June 1, 2000: Placed D Gabe Eastman on waivers.

June 7, 2000: Acquired a third-round pick in the 2001 MLS SuperDraft from Dallas in exchange for F Esmundo Rodriguez.

June 29, 2000: Placed M Justin Evans on waivers.

August 7, 2000: Acquired F Giovanni Savarese for the remainder of the 2000 season.

October 4, 2000: General Manager Lynne Meterparel announces her resignation from the club, effective following MLS Cup 2000.

KEY DATES

THE CLUB

2014 REVIEW

CLUB HISTORY

OPPONENTS

MEDIA INFO

2001

January 10, 2001: Silicon Valley Sports & Entertainment, the business and marketing arm of the NHL's San Jose Sharks, becomes operator of the Earthquakes, with an option to become investor-operator. MLS announces that San Jose will host the 2001 MLS All-Star Game on July 28, 2001.

January 12, 2001: Lothar Osiander is relieved of duties as head coach.

February 1, 2001: Tom Neale is named General Manager.

February 2, 2001: Frank Yallop is named head coach, replacing Lothar Osiander. D John Doyle announces retirement.

February 4, 2001: Acquired D Jeff Agoos from DC United in exchange for two first round draft picks and F Abdul Thompson Conteh. Acquired F Dwayne DeRosario as MLS allocated player. Acquired D Zak Ibsen from Los Angeles Galaxy in exchange for 16th overall pick in 2001 MLS Super Draft.

February 5, 2001: Selected F Chris Carrieri (1st), D Eddie Robinson (20th), D Craig Waibel (31st), F Fabio Eidelwein (37th), F Corey Woolfolk (49th), Jorge Martinez (61st) in 2001 MLS Super Draft. M Manny Lagos acquired from Tampa Bay Mutiny in exchange for the 14th and 34th overall picks in 2001 MLS Super Draft.

February 8, 2001: Placed D Dan Calichman on waivers.

February 15, 2001: Named Dominic Kinnear assistant coach.

February 16, 2001: Placed F Fabio Eidelwein on waivers.

February 22, 2001: Selected GK Paul Grafer in MLS Special Draft; Acquired D Ramiro Corrales from MetroStars in exchange for GK Paul Grafer.

March 8, 2001: Chris Chamides is named Senior Director of Soccer.

March 13, 2001: Acquired conditional draft picks from Kansas City in exchange for D Mike Burns. Placed M Travis Mulraine on waivers.

March 27, 2001: Placed M Jorge Martinez on waivers.

March 29, 2001: Acquired F Landon Donovan as MLS allocated player. Placed F Corey Woolfolk on waivers.

April 3, 2001: Signed M/D Ramiro Corrales to multi-year contract.

April 4, 2001: Placed D Jamie Clark on waivers.

April 5, 2001: Signed D Troy Dayak as discovery player. Placed D Craig Waibel on waivers.

April 10, 2001: Signed M Ronnie Ekelund as discovery player.

April 11, 2001: Peter Bridgwater named consultant for Earthquakes.

June 13, 2001: Acquired F Junior Agogo from Colorado in exchange for F Chris Carrieri. Placed F Wojtek Krakowiak on waivers.

July 23, 2001: Tom Neale steps down as General Manager.

July 24, 2001: A club-record six players named to West All-Star team.

July 28, 2001: Spartan Stadium hosts sixth annual MLS All-Star Game. The West All-Stars tied the East All-Stars, 6-6, with Landon Donovan scoring four goals and earning MVP honors.

August 19, 2001: Earthquakes qualify for MLS playoffs for first time since 1996.

September 26, 2001: Earthquakes win first-ever playoff series with 3-0 win over Columbus Crew to take series on aggregate, 6-0.

October 21, 2001: The San Jose Earthquakes earn their first-ever MLS Cup championship with 2-1 overtime win over the Los Angeles Galaxy.

November 16, 2001: Placed M Dario Brose on waivers.

2002

January 11, 2002: Selected F Devin Barclay in MLS Allocation Draft.

January 28, 2002: Placed F Junior Agogo on waivers.

January 31, 2002: Re-signed M Manny Lagos.

February 8, 2002: Johnny Moore named General Manager. Acquired F Ariel Graziani and salary cap relief from the Dallas Burn in exchange for Ronald Cerritos and a second round draft pick.

February 10, 2002: Selected F Luchi Gonzalez (6th), M Chris Ronér (33rd), D Kevin Sakuda (39th), M Erik Ozimek (49th), D Aaron Biddle (60th), and M Lars Lyssand (70th) in 2002 MLS SuperDraft.

February 21, 2002: Placed D Kevin Sakuda, M Erik Ozimek, D Aaron Biddle, and M Lars Lyssand on waivers.

March 19, 2002: Silicon Valley Sports & Entertainment (SVS&E) and Anschutz Entertainment Group (AEG) acquired the San Jose Earthquakes. SVS&E owns and operates the defending champions in partnership with AEG. SVS&E will serve as the managing partner in the relationship, with SVS&E president Greg Jamison joining the MLS Board of Governors representing the Earthquakes.

March 22, 2002: Senior Director of Soccer Chris Chamides leaves the Earthquakes.

March 27, 2002: Signed M Chris Ronér as a developmental player.

July 30, 2002: Traded undisclosed amount of salary budget "room" to New England Revolution for a 2003 MLS SuperDraft pick.

November 4, 2002: Placed M Scott Bower, F Luchi Gonzalez, and D Zak Ibsen on waivers.

November 6, 2002: Selected D Craig Waibel in the MLS Waiver Draft.

December 18, 2002: Re-signed F Landon Donovan to two-year contract.

December 20, 2002: Anschutz Entertainment Group (AEG) becomes sole investor/operator of the San Jose Earthquakes.

2003

January 9, 2003: F Ariel Graziani loaned to Barcelona S.C. of Ecuador for entire 2003 season.

January 17, 2003: Selected D Todd Dunivant (6th), F Arturo Alvarez (13th), F Roger Levesque (23rd), GK Josh Saunders (36th), F Jamil Walker (39th), M Johanes Maliza (46th), and M Frank Sanfilippo in the sixth round (56th) of the MLS SuperDraft; Acquired a second round pick (13th) in the 2003 MLS SuperDraft and a conditional pick in the 2004 MLS SuperDraft from Kansas City in exchange for D Jimmy Conrad; Acquired F Brian Mullan from the Los Angeles Galaxy in exchange for a second round pick (16th) in the 2003 MLS SuperDraft.

January 29, 2003: Signed M Ronnie Ekelund to a multi-year contract.

February 11, 2003: Acquired first overall selection in 2003 Supplemental Draft and conditional draft pick from D.C. United in exchange for F Devin Barclay. Re-signed M Ian Russell and D Eddie Robinson to multi-year contracts.

February 14, 2003: Signed M Chris Ronér to senior roster contract.

February 28, 2003: Selected F Brian Ching in MLS Supplemental Draft.

March 13, 2003: Signed GK Pat Onstad as discovery player.

March 25, 2003: Signed GK Josh Saunders to multi-year contract, Signed F Jamil Walker to developmental contract.

May 30, 2003: Signed M Johanes Maliza to developmental contract.

June 24, 2003: GK Josh Saunders loaned to Portland Timbers of A-League.

August 7, 2003: Released F Roger Levesque to the Seattle Sounders of A-League.

August 19, 2003: Acquired a first round selection in the 2004 MLS SuperDraft and a third and fourth round pick in the 2005 MLS SuperDraft from Colorado in exchange for GK Joe Cannon.

August 20, 2003: Re-signed M Richard Mulrooney to a multi-year contract; Acquired F Rodrigo Faria from Chicago in exchange for a conditional draft pick in the 2004 MLS SuperDraft.

August 21, 2003: Acquired a third round pick in the 2005 MLS SuperDraft from the MetroStars in exchange for a discovery player to be named later.

September 24, 2003: Re-signed F Roger Levesque from Seattle Sounders of the A-League. Placed M Johanes Maliza on waivers.

November 23, 2003: Earthquakes win second MLS Cup Championship with 4-2 win over Chicago Fire.

December 16, 2003: Frank Yallop stepped down as head coach to become head coach of Canadian National Team.

2004

January 6, 2004: Dominic Kinnear is named head coach, replacing Frank Yallop.

January 7, 2004: Re-signed M Manny Lagos and GK Jon Conway to multi-year contracts and signed F Jamil Walker to the senior roster.

January 12, 2004: General Manager Johnny Moore resigned. Kate McAllister named Interim General Manager.

January 13, 2004: Acquired a third round pick in the 2005 MLS SuperDraft from Columbus in exchange for M Manny Lagos.

January 16, 2004: Selected D Ryan Cochrane (5th), GK Steve Cronin (10th), M Mike Wilson (27th), M Lindon Pecorelli (30th), M Marin Pusek (40th) and M Tighe Dombrowski (50th) in the MLS SuperDraft; Acquired a sixth round pick in the 2005 MLS SuperDraft from the MetroStars in exchange for a sixth round pick in the 2004 MLS SuperDraft.

January 22, 2004: Named John Doyle assistant coach.

January 27, 2004: Named Alexi Lalas President and General Manager.

February 2, 2004: Re-signed M Ronnie Ekelund and M Brian Mullan to multi-year contracts.

February 4, 2004: Re-signed D Jeff Agoos to multi-year contract.

February 19, 2004: Placed M Mike Wilson and M Marin Pusek on waivers.

February 22, 2004: Acquired D Wes Hart from Colorado Rapids in exchange for conditional 2005 MLS SuperDraft pick.

March 15, 2004: Placed D Chris Ronér on season-ending injury list due to cartilage lesion in his right ankle.

March 24, 2004: Signed M/D Tighe Dombrowski to developmental contract.

KEY DATES

THE CLUB

2014 REVIEW

CLUB HISTORY

OPPONENTS

MEDIA INFO

April 8, 2004: Acquired M/F Chris Brown from the New England Revolution in exchange for a conditional MLS SuperDraft pick.

April 9, 2004: F Roger Levesque re-classified as senior developmental player.

April 20, 2004: F Roger Levesque loaned to Seattle Sounders (USL First Division).

September 20, 2004: F Roger Levesque re-joins Earthquakes.

October 8, 2004: Signed F Brian Ching to a new contract.

November 9, 2004: Exercised option on head coach Dominic Kinnear and assistant coach John Doyle. AEG announces that Earthquakes will remain in San Jose for 2005 MLS season.

November 19, 2004: F Chris Brown selected in sixth round of MLS Expansion Draft by Real Salt Lake. F Jamil Walker selected in eighth round of MLS Expansion Draft by CD Chivas USA.

November 23, 2004: F Landon Donovan announces that he will return to Bayer Leverkusen beginning January 1, 2005. Leverkusen exercised option to retain Donovan's rights.

December 1, 2004: Do not exercise option on contracts for D Troy Dayak, M Ronnie Ekelund and D Chris Ronér.

December 10, 2004: Acquired fourth round draft pick in 2005 MLS SuperDraft in exchange for D Jeff Agoos.

2005

January 12, 2005: Acquired D Chris Aloisi, F Alejandro Moreno and sixth overall pick in 2005 MLS SuperDraft from Los Angeles Galaxy in exchange for GK Steve Cronin, D Todd Dunivant and fifth overall draft pick in 2005 MLS SuperDraft.

January 14, 2005: Acquired M Ricardo Clark from MetroStars in exchange for a portion of an allocation and a youth international slot.

January 14, 2005: Acquired M Brad Davis, the fourth overall draft pick and an allocation from FC Dallas in exchange for M Arturo Alvarez, M Richard Mulrooney and the sixth overall draft pick and the 29th overall draft pick. Selected M Danny O'Rourke (4th) in the first round of the MLS SuperDraft, D Kevin Goldthwaite (17th) in the second round of the MLS SuperDraft, M Victor Arbelaez (30th), F Orlando Ramirez (31st), M/D Craig J. (C.J.) Klass (32nd) in the third round of the MLS SuperDraft, F Antouman Jallow (41st) and D James Twellman (42nd) in the fourth round of the MLS SuperDraft. Traded 48th overall pick to D.C. United for a player to be named later.

January 27, 2005: Acquired F Ronald Cerritos from D.C. United in exchange for 2005 Fourth Round MLS SuperDraft selection (48th overall).

January 28, 2005: Signed D Craig Waibel to new contract.

February 1, 2005: Signed D Troy Dayak to a new contract.

February 4, 2005: Selected D Brett Rodriguez (6th), GK Robby Fulton (18th), D Noah Merl (29th) and M Chris Wondolowski (41st) in the 2005 MLS Supplemental Draft.

February 15, 2005: Signed M Tighe Dombrowski and F Roger Levesque to developmental contracts. Signed D Chris Aloisi to senior roster contract.

February 16, 2005: Signed D Wade Barrett to multi-year contract.

March 4, 2005: D Chris Ronér steps away from professional soccer.

March 7, 2005: Signed F Dwayne De Rosario to multi-year contract.

March 23, 2005: Acquired D Danny Califf from Los Angeles Galaxy in exchange for a portion of an allocation. Re-classified Kevin Goldthwaite as a developmental player.

March 24, 2005: Acquired 2006 fourth-round supplemental draft pick from Club Deportivo Chivas USA in exchange for the rights to Victor Arbelaez.

March 25, 2005: Acquired rights to F Julian Nash in exchange for a first round pick in the 2006 MLS Supplemental Draft.

March 29, 2005: Signed GK Robbie Fulton, F Julian Nash, F Orlando Ramirez, D Brett Rodriguez and M Chris Wondolowski to developmental contracts.

April 1, 2005: Signed D James Twellman to developmental contract.

April 27, 2005: D Troy Dayak announces retirement following 2005 MLS season.

April 29, 2005: Loaned F Roger Levesque to Seattle Sounders (USL First Division) for remainder of USL First Division season.

May 20, 2005: Acquired M Mark Chung from the Colorado Rapids in exchange for a portion of an allocation. Placed D Troy Dayak on season-ending injury list.

June 13, 2005: President & General Manager Alexi Lalas leaves Earthquakes to become President & General Manager of MetroStars. Kate McAllister named Interim President & General Manager.

June 14, 2005: Acquired D Kelly Gray from Chicago Fire in exchange for a second round pick in the 2006 MLS SuperDraft. Placed D Craig Waibel on season-ending injury list.

July 15, 2005: Loaned M Tighe Dombrowski to Minnesota Thunder (USL First Division) for remainder of 2005 USL First Division season.

August 1, 2005: Loaned D Kevin Goldthwaite to the Portland Timbers (USL First Division) for remainder of 2005 USL First Division season.

August 3, 2005: Placed D Wes Hart on waivers.

August 27, 2005: Former Earthquakes defender John Doyle becomes first member of San Jose Earthquakes Hall of Fame. Inducted into Hall of Fame in halftime ceremony of Earthquakes-Los Angeles Galaxy match.

September 15, 2005: Signed D Kevin Goldthwaite to senior roster. Earthquakes claim M Aaron Lanes off waivers and sign him to developmental contract.

September 16, 2005: M Tighe Dombrowski rejoins Earthquakes following loan to Minnesota Thunder.

September 20, 2005: D Kevin Goldthwaite rejoins Earthquakes following loan to Portland Timbers.

October 6, 2005: F Roger Levesque rejoins Earthquakes following loan to Seattle Sounders.

November 15, 2005: Placed F Roger Levesque and M Orlando Ramirez on waivers.

November 18, 2005: Interim President & General Manager Kate McAllister leaves club to pursue other opportunities.

December 1, 2005: Do not exercise option on contract for GK Pat Onstad.

December 5, 2005: Acquired fourth round pick in 2006 MLS SuperDraft from MetroStars in exchange for GK Jon Conway.

December 9, 2005: D Danny Califf departs club and signs with Aalborg in Denmark.

December 15, 2005: Relocated to Houston. The Earthquakes name, colors and competition records are retained by MLS for a future expansion team.

2006

May 24, 2006: Lew Wolff, principal owner of the Oakland Athletics (MLB), purchases an exclusive option to acquire an MLS team and bring it back to the Bay Area. David Alioto is named the Executive Vice President of the Earthquakes Soccer, LLC and Ann Rodriguez is named Director of Business Operations.

2007

July 18, 2007: Major League Soccer announces that the league will return to San Jose in 2008, as the Earthquakes expansion team is named MLS' 14th team.

October 3, 2007: Unveiled 2008 official jersey and new team logo.

October 3, 2007: Named John Doyle General Manager of Soccer Operations.

October 26, 2007: Announced Buck Shaw Stadium as the team's home venue for 2008, 2009 and 2010 seasons.

November 5, 2007: Named Frank Yallop head coach.

November 21, 2007: Selected 10 players in the MLS Expansion Draft: Ryan Cochrane (Houston Dynamo), Clarence Goodson (FC Dallas), Ned Grabavoy (Columbus Crew), James Riley (New England Revolution), Joseph Vide (New York Red Bulls), Ivan Guerrero (Chicago Fire), Brian Carroll (D.C. United), Jason Hernandez (Chivas USA), Gavin Ginton (LA Galaxy) and Chris Pozniak (Toronto FC).

November 26, 2007: San Jose Earthquakes acquire forward F Kei Kamara from the Columbus Crew in exchange for M Brian Carroll. Earthquakes acquire GK Preston Burpo from Chivas USA in exchange for a fourth round pick in the 2008 MLS SuperDraft.

November 29, 2007: San Jose Earthquakes name Ian Russell assistant coach.

2008

January 10, 2008: Acquired GK Joe Cannon from the Los Angeles Galaxy in exchange for allocation money.

January 15, 2008: Acquired D Nick Garcia from the Kansas City Wizards in exchange for the first overall selection of the 2008 MLS SuperDraft.

January 18, 2008: Selected Shea Salinas in the second round (15th Overall) of the 2008 MLS SuperDraft.

January 24, 2008: Selected four players in 2008 MLS Supplemental Draft, including Adam Smarte (first round), Tim Bohnekkamp (second round), Greg Curry (third round) and Tim Jepson (fourth round).

February 4, 2008: Earthquakes start preseason training at The Home Depot Center in Carson, Calif.

February 7, 2008: Major League Soccer announces 2008 season schedule.

February 13, 2008: Earthquakes open preseason schedule with 1-0 loss to Houston Dynamo in a friendly at PAL Stadium.

February 14, 2008: Acquired M Ramiro Corrales from the Houston Dynamo in exchange for allocation money.

February 26, 2008: Former Earthquakes M Ronnie Ekelund named technical advisor.

February 27, 2008: Acquired M Ronnie O'Brien from Toronto FC in exchange for a first round draft pick in the 2009 MLS SuperDraft and allocation money.

March 13, 2008: Jason Batty is named goalkeeper coach.

KEY DATES

THE CLUB

2014 REVIEW

CLUB HISTORY

OPPONENTS

MEDIA INFO

March 17, 2008: Signed M Shea Salinas to a senior roster contract.

March 28, 2008: Acquired F John Cunliffe from Chivas USA in exchange for M Chris Pozniak

April 2, 2008: Signed D Eric Denton.

April 3, 2008: Acquired rights to M Matt Hatzke from Los Angeles Galaxy in exchange for a fourth round pick in the 2009 MLS Supplemental, D Jamil Roberts from FC Dallas in exchange for a third round pick in the 2009 MLS Supplemental Draft, D Ryan Johnson from Chicago Fire in exchange for a conditional draft pick, D Jay Ayres, M Matt Hatzke, D Jamil Roberts, F Adam Smarte to developmental contracts.

April 3, 2008: Signed D Ryan Johnson to senior roster.

April 3, 2008: Earthquakes open 2008 season with 2-0 loss to Los Angeles Galaxy.

April 9, 2008: Signed D Greg Curry to developmental contract.

April 24, 2008: Acquired F Peguero Jean Philippe on loan from Brondby IF for the remainder of the 2008 season.

May 21, 2008: Acquired D Kelly Gray and F Jovan Kirovski from the Colorado Rapids in exchange for GK Preston Burpo and a fourth round draft pick in the 2009 MLS SuperDraft.

May 22, 2008: Signed D Amir Lowery and GK Dan Benton.

May 28, 2008: Placed F Peguero Jean Philippe on season-ending injury list and D Jay Ayres on six-week disabled list.

June 14, 2008: The Earthquakes set a non-doubleheader attendance record at home, with a crowd of 39,872 for a game against the Los Angeles Galaxy at Oakland-Alameda County Coliseum.

June 23, 2008: Waived D Greg Curry and D Adam Sloustcher.

July 14, 2008: Waived D Joe Vide.

July 14, 2008: Acquired rights to F Darren Huckerby from Toronto FC in exchange for allocation money and an international player slot. Earthquakes sign F Darren Huckerby. Acquired F Scott Sealy from Kansas City in exchange for allocation money.

July 17, 2008: Waived GK Dan Benton.

July 18, 2008: Signed M Francisco Lima.

July 25, 2008: Traded F Kei Kamara to Houston Dynamo in exchange for allocation money and first round draft pick in the 2009 MLS SuperDraft.

July 28, 2008: Acquired F Arturo Alvarez in from FC Dallas in exchange for first round draft pick in the 2009 MLS SuperDraft and allocation money.

July 31, 2008: Acquired allocation money from D.C. United in exchange for M Ivan Guerrero.

August 1, 2008: Signed F Mikel Arce to a developmental contract.

August 13, 2008: Waived D/M Amir Lowery.

September 4, 2008: Signed M Michael Ghebru and F Davide Somma to developmental contracts.

October 9, 2008: Earthquakes announce strategic partnership with Tottenham Hotspur Football Club.

November 24, 2008: Traded F Jovan Kirovski to Los Angeles Galaxy in exchange for a conditional pick in the 2010 Supplemental Draft.

November 26, 2008: D James Riley selected by Seattle Sounders FC in 2008 MLS Expansion Draft.

December 1, 2008: Declined to exercise options for contracts for GK Joe Cannon, F Gavin Ginton and M Ronnie O'Brien.

2009

January 15, 2009: Selected M Brad Ring in the second round (17th overall) and F Quincy Amarikwa in the third round (32nd overall) of the 2009 MLS SuperDraft.

January 21, 2009: Signed D Nick Garcia to a new contract.

January 27, 2009: Announced three-year partnership with Amway Global to have Amway Global as jersey sponsor for Earthquakes.

February 5, 2009: Signed F Cam Weaver.

February 6, 2009: Moved F Davide Somma to senior roster.

February 9, 2009: Acquired F Pablo Campos in Major League Soccer weighted lottery.

February 10, 2009: Signed M Bobby Convey using top position in allocation rankings.

February 11, 2009: Signed GK Andrew Weber.

February 13, 2009: Signed GK Joe Cannon to a new contract.

February 18, 2009: Signed 2009 SuperDraft third-round pick F Quincy Amarikwa.

March 2, 2009: Acquired D Chris Leitch from Red Bulls in exchange for allocation money and an international slot.

March 3, 2009: Placed F John Cunliffe on waivers.

March 16, 2009: Sign D Mike Zaher to a developmental contract.

March 19, 2009: Signed M Simon Elliott.

March 20, 2009: Signed M Brandon McDonald to a developmental contract

March 25, 2009: Signed GK Mike Graczyk to a developmental contract.

April 28, 2009: Acquired D Aaron Pitchkolan from FC Dallas in exchange for a conditional pick in the 2011 SuperDraft.

May 26, 2009: Signed F Cornell Glen and placed F Davide Somma on waivers.

June 9, 2009: Traded D Nick Garcia and the discovery rights to Ali Gerba to Toronto FC in exchange for a third round pick in the 2010 MLS SuperDraft.

June 9, 2009: Acquired F Chris Wondolowski and a conditional draft pick in the 2010 SuperDraft from the Houston Dynamo in exchange for F Cam Weaver.

June 12, 2009: Signed M Antonio Ribeiro. He counts as an international on the Earthquakes senior roster.

June 25, 2009: Placed D Eric Denton and D/M Kelly Gray on waivers.

July 15, 2009: Traded F Pablo Campos to Real Salt Lake in exchange for a second round pick in the 2010 MLS SuperDraft and a conditional pick in the 2011 MLS SuperDraft.

July 23, 2009: Signed M Ramon Sanchez.

July 31, 2009: Signed M Andre Luiz.

August 14, 2009: Acquired an international slot from the Houston Dynamo in exchange for D Ryan Cochrane.

August 18, 2009: Signed D Fabio da Silva. He will count as an international on the Earthquakes senior roster.

September 11, 2009: Acquired D Bobby Burling from Chivas USA in exchange for a third round pick in the 2010 MLS SuperDraft.

September 15, 2009: Terminated the contract of D Fabio da Silva.

November 25, 2009: M Shea Salinas selected by Philadelphia Union in 2009 MLS Expansion Draft.

2010

January 6, 2010: Moved D Brandon McDonald to senior roster.

January 14, 2010: Selected D Ike Opara in the first round (3rd overall), M Michael Thomas in the second round (19th overall), D Justin Morrow in the second round (28th overall), M Steven Beitashour in the second round (30th overall) and F Andrew Hoxie in the third round (37th overall) of the 2010 MLS SuperDraft.

January 27, 2010: Signed F Chris Wondolowski to a new contract.

February 10, 2010: Signed F Eduardo Adelino Da Silva.

February 11, 2010: Signed M Joey Gjertsen.

March 1, 2010: Signed M Javier Robles.

March 4, 2010: Placed D Aaron Pitchkolan on waivers.

March 16, 2010: Signed M Brad Ring, D Steven Beitashour and D Justin Morrow to developmental contracts.

March 22, 2010: Placed M Simon Elliott, M Antonio Ribeiro and GK Mike Graczyk on waivers.

March 30, 2010: Signed GK Jon Busch.

April 7, 2010: Acquired second-round pick in the 2012 MLS SuperDraft from Colorado Rapids in exchange for F Quincy Amarikwa.

April 13, 2010: Signed F Scott Sealy.

April 14, 2010: Signed M Omar Jasseh.

June 21, 2010: Acquired M Sam Cronin from Toronto FC in exchange for allocation money.

June 30, 2010: Released M Ramon Sanchez and GK Andrew Weber.

August 2, 2010: Released M Javier Robles.

August 6, 2010: Acquired D Tim Ward from Chicago Fire in exchange for a conditional pick in the 2011 MLS SuperDraft.

August 11, 2010: Signed M Khari Stephenson.

August 20, 2010: Signed F Geovanni as Designated Player.

September 3, 2010: Loaned D/M Justin Morrow to FC Tampa Bay Rowdies (USSF D-2).

October 4, 2010: Recalled D/M Justin Morrow from FC Tampa Bay Rowdies (USSF D-2).

November 24, 2010: GK Joe Cannon selected by Vancouver Whitecaps FC and M Arturo Alvarez selected by Portland Timbers in 2010 Expansion Draft.

December 3, 2010: Declined options on F Geovanni, F Eduardo, F Cornell Glen and M Khari Stephenson.

2011

January 13, 2011: Acquired F Steven Lenhart from the Columbus Crew in exchange for the 15th overall selection in the 2011 MLS SuperDraft and allocation money.

January 13, 2011: Selected Anthony Ampaipitakwong in the second round (33rd overall) of the MLS SuperDraft.

KEY DATES

THE CLUB

2014 REVIEW

CLUB HISTORY

OPPONENTS

MEDIA INFO

January 25, 2011: Acquired GK David Bingham through a weighted lottery.

February 15, 2011: Signed M Khari Stephenson.

March 1, 2011: Signed M Anthony Ampaipitakwong and waived M Tony Donatelli.

March 7, 2011: Signed GK Andrew Weber.

March 16, 2011: Acquired M Simon Dawkins on loan from Tottenham Hotspur.

March 17, 2011: Signed F Ellis McLoughlin.

March 25, 2011: Signed F Matt Luzunaris.

April 7, 2011: Signed Head Coach Frank Yallop and GM John Doyle to multi-year contract extensions.

June 28, 2011: Traded D Brandon McDonald to D.C. United in exchange for allocation money.

July 8, 2011: Signed M Rafael Baca.

July 14, 2011: Acquired D Nana Attakora, F Alan Gordon and M Jacob Peterson from Toronto FC for M Ryan Johnson, allocation money and an international player slot to be returned to San Jose on Jan. 1, 2013.

July 19, 2011: Waived M Omar Jasseh.

August 15, 2011: Acquired F Edmundo Zura on loan from El Nacional.

August 31, 2011: Terminated loan agreement with El Nacional for F Edmundo Zura.

September 15, 2011: Acquired F Maxwell Griffin on loan from Orlando City SC.

November 23, 2011: D Bobby Burling selected by Montreal Impact in MLS Expansion Draft.

November 30, 2011: Signed F Steven Lenhart to a new contract; Acquired M Shea Salinas from Vancouver Whitecaps FC for allocation money.

December 1, 2011: Acquired M Jean Alexandre from RSL for first round pick in 2012 Supplemental Draft.

December 2, 2011: Traded M Bobby Convey to Sporting Kansas City for international player slot.

December 16, 2011: Acquired M Marvin Chávez from FC Dallas for allocation money.

December 28, 2011: Signed D Victor Bernárdez.

December 31, 2011: Declined options for F Scott Sealy, GK Andrew Weber, M Andre Luiz and F Matt Luzunaris.

2012

January 12, 2012: Signed F Alan Gordon to a new contract; Selected F/M Sam Garza (1st round, 6th overall), M Jacob Hustedt (2nd round, 25th overall) and GK Chris Blais (2nd round, 33rd overall) in 2012 MLS SuperDraft.

January 17, 2012: Selected F Cesar Diaz Pizarro (2nd round, 25th overall), D David Tiemstra (3rd round, 44th overall), D James Kiffe (4th round, 63rd overall) and D Tyler Krumpe (4th round, 73rd overall) in 2012 MLS Supplemental Draft.

January 26, 2012: Signed GK Jon Busch to a new contract; Signed F Sercan Guvenisik.

February 2, 2012: Signed M Tressor Moreno.

February 9, 2012: Signed F Chris Wondolowski to a new contract.

February 14, 2012: Reacquired M Simon Dawkins on loan from Tottenham Hotspur.

February 28, 2012: Signed F Cesar Diaz Pizarro.

March 9, 2012: Signed free agent GK Evan Newton from Tampa Bay FC.

March 10, 2012: Signed M Jacob Hustedt.

April 5, 2012: Loaned D Josh Suggs to the Tampa Bay Rowdies (NASL).

April 29, 2012: D Josh Suggs recalled from loan to Tampa Bay Rowdies.

June 20, 2012: Signed D Jed Zayner.

June 28, 2012: Waived D Josh Suggs and M Ellis McLoughlin.

July 9, 2012: Transferred M Anthony Ampaipitakwong to Buriram United; terminated contract for M Tressor Moreno.

July 30, 2012: Acquired M Mehdi Ballouchy in trade from New York.

September 13, 2012: Selected F Marcus Tracy in MLS weighted lottery.

October 4, 2012: Signed D Justin Morrow to new contract.

November 14, 2012: Signed D Jason Hernandez and M Sam Cronin to new contracts.

November 28, 2012: Declined options on D Ramiro Corrales, D Ike Opara, D Tim Ward, M Joey Gjertsen, M Khari Stephenson and waived F Sercan Guvenisik.

December 14, 2012: Selected D Ty Harden, D Dan Gargan and M Bryan Jordan in Stage 2 of MLS Re-Entry Process

2013

January 17, 2013: Acquired right of first refusal to F Mike Fucito from Portland Timbers in exchange for a second round pick in the 2013 SuperDraft and selected D Tommy Muller (first round, 15th overall) and M Danchrisandre Delgado (second round, 33rd overall) in the 2013 MLS SuperDraft.

January 22, 2013: Selected F Adam Jahn in the first round (15th overall), D Colin Mitchell in the third round (53rd overall) and D Peter McGlynn in the fourth round (72nd overall) of the 2013 MLS Supplemental Draft.

January 25, 2013: Signed D Dan Gargan and D Ty Harden.

- February 12, 2013:** Signed F Mike Fucito and D Ramiro Corrales.
- February 15, 2013:** Signed D Peter McGlynn.
- February 22, 2013:** Signed D Nana Attakora.
- February 26, 2013:** Signed F Chris Wondolowski to a new contract, making him the second Designated Player in club history.
- March 1, 2013:** Signed F Adam Jahn and D Tommy Muller; acquired M Cordell Cato from Seattle Sounders FC in exchange for San Jose's natural fourth round pick in the 2014 MLS Supplemental Draft.
- March 2, 2013:** Added M Mehdi Ballouchy to Disabled List
- March 12, 2013:** Signed D Abu Tommy and D Colin Mitchell.
- March 15, 2013:** Signed M Walter "Pery" Martinez.
- April 4, 2013:** Signed F Alexandre Gonzalez Emerson.
- April 26, 2013:** M Brad Ring placed on Disabled List.
- May 2, 2013:** Waived F Alexandre Gonzalez Emerson, M Jacob Hustedt; activated M Mehdi Ballouchy from Disabled List.
- May 31, 2013:** Activated M Brad Ring from Disabled List.
- June 7, 2013:** Earthquakes, head coach Frank Yallop mutually part ways. Assistant coach Mark Watson named the club's interim head coach for the remainder of 2013.
- June 14, 2013:** Waived M Abu Tommy.
- June 18, 2013:** Signed Nick Dasovic as an assistant coach.
- June 21, 2013:** Released D Colin Mitchell.
- June 28, 2013:** Signed D Clarence Goodson.
- July 9, 2013:** Signed D/M Jordan Stewart.
- July 17, 2013:** Acquired M Jaime Alas on loan from Rosenborg BK.
- July 29, 2013:** Announced delay on new stadium construction, pushing the targeted opening date to the second half of the 2014 season.
- Sept. 4, 2013:** Acquired Portland Timbers' lowest pick in the 2014 MLS SuperDraft in exchange for M Brad Ring.
- Sept. 13, 2013:** Announced further delays on the new stadium construction process, moving the opening date to the start of the 2015 season.
- Oct. 28, 2013:** Announced the creation of an Earthquakes U-23 PDL team.
- Oct. 23, 2013:** Advanced to 2013-14 CONCACAF Champions League Quarterfinals after group-clinching 1-0 win against CD Heredia (Guatemala) at Buck Shaw Stadium.
- Oct. 30, 2013:** Signed Mark Watson as the club's head coach.
- Nov. 22, 2013:** Declined options for D Nana Attakora, D Dan Gargan, GK Evan Newton, F Marcus Tracy, F Cesar Diaz-Pizarro, D Peter McGlynn.
- Dec. 17, 2013:** Acquired allocation money from Toronto FC in exchange for D Justin Morrow.
- Dec. 18, 2013:** Selected D Shaun Francis and D Brandon Barklage in Stage 2 of the 2013 MLS Re-Entry Process.
- Dec. 23, 2013:** Transferred M Rafael Baca to Cruz Azul (Mexico).

2014

- Jan. 7, 2014:** Signed M Jean-Baptiste Pierazzi and acquired M Atiba Harris from the Colorado Rapids in exchange for M Marvin Chavez.
- Jan. 14, 2014:** Acquired F Billy Schuler via weighted lottery.
- Jan. 16, 2014:** Selected JJ Koval in the first round (No. 9 overall) and Joe Sofia in the second round (No. 28 overall) on Day 1 of the 2014 MLS SuperDraft at the Philadelphia Convention Center.
- Jan. 21, 2014:** Selected M.A.J. Corrado in the third round (No. 47 overall), D Devante Dubose in the fourth round (No. 66 overall) and GK Billy Knutsen in the fourth round (No. 74 overall) on Day 2 of the 2014 MLS SuperDraft.
- Jan. 22, 2014:** Signed M Tommy Thompson as the club's first Homegrown Player.
- Jan. 23, 2014:** Announced USL PRO affiliation with Sacramento Republic FC.
- Jan. 24, 2014:** Signed D Shaun Francis, D Brandon Barklage and GK Bryan Meredith.
- Jan. 27, 2014:** Acquired allocation money from Vancouver Whitecaps FC in exchange for D Steven Beitashour.
- Jan. 30, 2014:** Unveiled new club logo and jerseys during a public event at San Pedro Square Market.
- Feb. 3, 2014:** Signed M Shea Salinas, D Jordan Stewart to new contracts.
- Feb. 19, 2014:** Signed M JJ Koval.
- Feb. 27, 2014:** Loaned GK David Bingham, M Sam Garza to San Antonio Scorpions for 2014 season
- March 4, 2014:** Signed D Andreas Gorlitz
- March 7, 2014:** Signed D Ryan Neil, D Joe Sofia
- March 10, 2014:** Acquired M Yannick Djalo on loan from SL Benfica for 2014 season.

KEY DATES

THE CLUB

- March 11, 2014:** Signed M Khari Stephenson, waived M Walter Martinez.
- March 20, 2014:** Signed GK Billy Knutsen.
- March 27, 2014:** Signed general manager John Doyle to a contract extension.
- March 28, 2014:** Loaned F Mike Fucito to USL-PRO affiliate Sacramento Republic FC.
- April 2, 2014:** Announced that former player and general manager Johnny Moore has been elected the Earthquakes Hall of Fame.
- May 21, 2014:** Loaned GK Billy Knutsen to USL-PRO Affiliate Sacramento Republic FC.
- June 5, 2014:** Announced creation of U9 through U16 club teams under club's youth development structure.
- July 1, 2014:** Released M Sam Garza, D Ryan Neil and D Joe Sofia.
- July 31, 2014:** Signed M Matias Perez Garcia as Designated Player
- August 11, 2014:** Acquired allocation money from LA Galaxy in exchange for F Alan Gordon.
- August 13, 2014:** Loaned GK David Bingham to Norway's Strommen IF.
- September 9, 2014:** Signed D Pablo Pintos.
- September 23, 2014:** Announced the installation of the first seat at the team's new stadium.
- October 15, 2014:** Announced Dominic Kinnear to return as club's head coach at conclusion of 2014 MLS regular season.
- November 19, 2014:** Announced stadium naming rights deal with Avaya.
- November 19, 2014:** Selected F Kris Tyrpak in 2014 MLS Dispersal Draft.
- December 9, 2014:** Announced affiliation with PDL team Burlingame Dragons FC.
- December 10, 2014:** Signed GK David Bingham to new contract.
- December 10, 2014:** Selected M Leandro Barrera in Waiver Draft.
- December 11, 2014:** Acquired F Mark Sherrod from Orlando City SC in exchange for the club's natural second round pick (No. 25 overall) in the 2015 MLS SuperDraft.
- December 11, 2014:** Declined 2015 options on F Billy Schuler, GK Billy Knutsen, D Andreas Gorlitz and D Tommy Muller.
- December 12, 2014:** Selected GK Andy Gruenebaum in Stage One of 2014 MLS Re-Entry Process.
- December 17, 2014:** Signed F Steven Lenhart to new contract.
- December 18, 2014:** Selected D Marvell Wynne and M Sanna Nyassi in Stage Two of the 2014 MLS Re-Entry Process.

2014 REVIEW

CLUB HISTORY

2015

- January 6, 2015:** Named Steve Ralston, Ian Russell and Tim Hanley as assistant coaches.
- January 15, 2015:** Selected M Fatai Alashe (4th) in the first round of the 2015 Major League Soccer SuperDraft.
- January 19, 2015:** Acquired allocation money from Colorado Rapids in exchange for M Sam Cronin.
- January 20, 2015:** Selected GK Keasel Broome (46th) in the third round and F Chimdum Mez (66th) in the fourth round of the 2015 MLS SuperDraft.
- January 28, 2015:** Announced Youth Development Academy partnership with San Jose FC.
- January 31, 2015:** Signed F Innocent Emeghara as a Designated Player.
- February 11, 2015:** Signed M Leandro Barrera, M Sanna Nyassi and D Marvell Wynne.
- February 17, 2015:** Announce affiliate partnership with San Mateo County Star.
- February 26, 2015:** Signed D Paulo Renato and waived F Kris Tyrpak.
- March 18, 2015:** Agreed to part ways with D Brandon Barklage.
- March 26, 2015:** Signed GK Tomas Gomez.

OPPONENTS

MEDIA INFO

DRAFT HISTORY



FATAI ALASHE

DRAFT HISTORY

THE CLUB

2014 REVIEW

CLUB HISTORY

OPPONENTS

MEDIA INFO

1996

Inaugural Player Draft

Round	Pick	Player	Previous Team
1	8	Paul Bravo	Monterey Bay (USISL)
2	18	Altimont Butler	North Jersey (USISL)
3	28	Tim Martin	Atlanta (APSL)
4	38	Rhett Harty	Monterey Bay (USISL)
5	48	Paul Holocher	Monterey Bay (USISL)
6	58	Jeff Baicher	Monterey Bay (USISL)
7	68	Jeff Betts	Portland (CISL)
8	78	Dave Salzwedel	L.A. Soccer Club
9	88	Victor Mella	Colo Colo (CHI)
10	98	Henry Gutierrez	Monterey Bay (USISL)
11	108	Oscar Draguicevich	Cleveland (NPSL)
12	118	Gabe Garcia	Myrtle Beach (USISL)
13	128	Rafael Amaya	Colorado (APSL)
14	138	Tom Liner	PSV Schwarz-Weiss (AUT)
15	148	Carlos Farias	San Diego Flash (USISL)
16	158	Kevin Grimes	Raleigh (USISL)

1996

College Draft

Round	Pick	Player	School
1	13	Derrick Brownell	Santa Clara
3	23	Eddie Lewis	UCLA

Supplemental Draft

Round	Pick	Player	Previous Team
1	3	Roberto Gonzalez	Rosario Central (ARG)
3	23	James Woolridge	San Jose (CISL)

1997

College Draft

Round	Pick	Player	School
1	4	Alberto Montoya	Santa Clara
2	14	Jason Annichero	Santa Clara
3	24	Chris McDonald	University of San Francisco

Supplemental Draft

Round	Pick	Player	Previous Team
2	16	Curt Onalfo	Los Angeles Galaxy
3	24	Edmundo Rodriguez	Tampa Bay Terror (A)

1998

College Draft

Round	Pick	Player	School
1	3	Ben Parry	UNC-Charlotte
	12	Wade Barrett	William and Mary
3	27	Caleb Porter	Indiana

Supplemental Draft

Round	Pick	Player	Previous Team
1	3	Tim Weaver	S.F. Bay Seals (A)
2	15	Kevin Rueda	California Jaguars (A)
2	23	Eddie Soto	Orange County Zodiac (A)
3	27	Alberto Montoya	Raleigh Flyers (A)

DRAFT HISTORY

1999

College Draft

Round	Pick	Player	School
1	3	Richard Mulrooney	Creighton
2	15	Wojtek Krakowiak	Clemson
	21	Jamie Clark	Stanford
3	27	Todd Duncan	San Jose State

Supplemental Draft

Round	Pick	Player	Previous Team
1	3	Adam Frye	Tampa Bay Mutiny
	11	Max Viera	Detroit Rockers (NPSL)
2	15	Carlos Farias	San Diego Flash (A)
3	27	Anthony Farace	San Diego Flash (A)

2000

MLS SuperDraft

Round	Pick	Player	School/Previous Team
1	8	Travis Mulraine	Joe Public F.C. (T&T)
2	16	Justin Evans	Pittsburgh Riverhounds (A)
	18	Joseph Ragusa	Long Island
	24	Adrian Narine	Joe Public F.C. (T&T)
3	28	Jon Conway	Rutgers
4	40	Andrew Hemmerich	Stanford
5	52	Ian Russell	Seattle Sounders (A)

2001

MLS SuperDraft

Round	Pick	Player	School/Previous Team
1	1	Chris Carrieri	North Carolina (Project-40)
2	20	Eddie Robinson	North Carolina
3	31	Craig Waibel	Seattle Sounders (A)
4	37	Fabio Eidelwein	Des Moines (PDL)
5	49	Corey Woolfolk	Stanford
6	61	Jorge Martinez	San Jose State

2002

MLS SuperDraft

Round	Pick	Player	School
1	6	Luchi Gonzalez	Southern Methodist
3	33	Chris Roner	California
	39	Kevin Sakuda	Duke
5	49	Eric Ozimek	Davidson
	60	Aaron Biddle	Stanford
6	70	Lars Lyssand	San Jose State

2003

MLS SuperDraft

Round	Pick	Player	School/Previous Team
1	6	Todd Dunivant	Stanford
2	13	Arturo Alvarez	Project-40/U.S. U-18
3	23	Roger Levesque	Stanford
4	36	Josh Saunders	California
	39	Jamil Walker	Santa Clara
5	46	Johanes Maliza	Stanford
6	56	Frank Sanfilippo	San Jose State

DRAFT HISTORY

THE CLUB

2014 REVIEW

CLUB HISTORY

OPPONENTS

MEDIA INFO

Supplemental Draft

Round	Pick	Player	Previous Team
1	1	Brian Ching	Seattle Sounders

2004 MLS SuperDraft

Round	Pick	Player	School
1	5	Ryan Cochrane	Santa Clara
	10	Steve Cronin	Santa Clara
3	27	Mike Wilson	Stanford
	30	Lindon Pecorelli	Connecticut
4	40	Marin Pusek	UAB
5	50	Tighe Dombrowski	Wisconsin-Milwaukee

2005 MLS SuperDraft

Round	Pick	Player	School
1	4	Danny O'Rourke	Indiana
2	17	Kevin Goldthwaite	Notre Dame
3	30	Victor Arbelaez	UNLV
	31	Orlando Ramirez	Fresno Pacific
	32	C.J. Klaas	Washington
4	41	Antouman Jallow	Wisconsin-Milwaukee
	42	James Twellman	Stanford

2005 Supplemental Draft

Round	Pick	Player	School
1	5	Brett Rodriguez	Creighton
2	18	Robby Fulton	Stanford
3	29	Noah Merl	California
4	41	Chris Wondolowski	Chico State

2008 MLS SuperDraft

Round	Pick	Player	School
2	15	Shea Salinas	Furman

Supplemental Draft

Round	Pick	Player	School
1	1	Adam Smarte	UC Santa Cruz
2	15	Tim Bohnekamp	Creighton
3	29	Greg Curry	UC Santa Barbara
4	43	Tim Jepsen	Duke

2009 MLS SuperDraft

Round	Pick	Player	School
2	17	Brad Ring	Indiana
3	32	Quincy Amarikwa	UC Davis

2010 MLS SuperDraft

Round	Pick	Player	School
1	3	Ike Opara	Wake Forest
2	19	Michael Thomas	Notre Dame
	28	Justin Morrow	Notre Dame
	30	Steven Beitashour	San Diego State
3	37	Andrew Hoxie	William and Mary

DRAFT HISTORY

2011 MLS SuperDraft

Round	Pick	Player	School
2	33	Anthony Ampaipitakwong	Akron

Supplemental Draft

Round	Pick	Player	School
2	33	Philip Tuttle	Notre Dame
3	51	Victor Cortez	USF

2012 MLS SuperDraft

Round	Pick	Player	School
1	6	Sam Garza	UC Santa Barbara
2	25	Jacob Hustedt	Washington
	33	Chris Blais	South Florida

Supplemental Draft

Round	Pick	Player	School
2	25	Cesar Diaz Pizarro	UC Riverside
3	44	David Tiemstra	Ohio State
4	63	James Kiffe	UC Santa Barbara
4	73	Tyler Krumpke	Loyola Marymount

2013 MLS SuperDraft

Round	Pick	Player	School
1	15	Tommy Muller	Georgetown
2	33	Danchrisandre Delgado	University of San Diego

Supplemental Draft

Round	Pick	Player	School
1	15	Adam Jahn	Stanford
3	53	Colin Mitchell	Oregon State
4	72	Peter McGlynn	UC Santa Barbara

2014 MLS SuperDraft

Round	Pick	Player	School
1	9	JJ Koval	Stanford
2	28	Joe Sofia	UCLA
3	47	A.J. Corrado	Indiana
4	66	Devante Dubose	Virginia Tech
4	74	Billy Knutsen	American

2015 MLS SuperDraft

Round	Pick	Player	School
1	4	Fatai Alashe	Michigan State
3	46	Keasel Broome	Providence
4	66	Chimdum Mez	Sacramento State

THE CLUB

2014 REVIEW

CLUB HISTORY

OPPONENTS

MEDIA INFO

ALL-TIME RECORDS

MONTH-BY-MONTH

THE CLUB

March	MLS	Overall	June	MLS	Overall	Sept.	MLS	Overall
1996	0-0	0-0	1996	4-2	5-2	1996	2-4	3-5
1997	1-1	1-1	1997	2-3	2-4	1997	2-3	3-3
1998	0-2	0-2	1998	0-4	2-4	1998	3-3	3-3
1999	1-1	1-1	1999	3-2	4-2	1999	4-2	4-2
2000	0-1-0	0-1-0	2000	2-1-3	3-1-3	2000	1-1-0	1-1-0
2001	0-0-0	0-0-0	2001	3-0-1	4-2-1	2001	1-1-0	3-1-0
2002	1-1-0	3-1-0	2002	4-1-0	4-1-0	2002	1-2-0	1-4-1
2003	0-0-0	1-1-0	2003	2-1-2	3-1-2	2003	3-1-0	4-1-0
2004	0-0-0	1-1-0	2004	1-0-2	1-1-2	2004	1-3-1	1-3-1
2005	0-0-0	0-0-0	2005	3-0-2	3-0-2	2005	4-0-1	4-0-1
2008	0-0-0	0-0-0	2008	1-2-2	1-2-2	2008	1-1-1	1-2-1
2009	1-1-0	1-1-0	2009	1-1-1	1-1-1	2009	1-0-2	2-0-3
2010	0-1-0	0-1-0	2010	0-1-2	1-1-2	2010	3-1-1	3-1-1
2011	1-1-0	1-1-0	2011	2-1-1	2-1-1	2011	1-1-2	1-1-2
2012	3-1-0	3-1-0	2012	3-0-0	4-1-0	2012	3-0-2	4-0-2
2013	2-2-1	2-2-1	2013	2-2-0	2-2-0	2013	3-0-1	4-0-1
2014	0-2-1	0-2-3	2014	0-2-0	1-3-0	2014	0-2-3	0-2-3
Totals	10-14-2	13-15-4	Totals	33-23-16	43-29-16	Totals	34-25-14	42-29-16

2014 REVIEW

--

CLUB HISTORY

April	MLS	Overall	July	MLS	Overall	October	MLS	Overall
1996	1-3	1-3	1996	2-4	2-4	1996	0-0	1-1
1997	2-2	2-2	1997	1-5	2-5	1997	0-0	0-0
1998	2-3	2-3	1998	3-2	4-4	1998	0-0	0-0
1999	4-1	4-1	1999	2-2	2-2	1999	1-1	1-1
2000	2-2-2	2-2-2	2000	1-3-1	2-3-2	2000	0-0-0	0-0-0
2001	1-2-1	1-2-1	2001	2-2-1	3-3-1	2001	0-0-0	3-1-0
2002	2-1-1	3-2-1	2002	3-3-0	5-3-0	2002	0-0-0	0-0-0
2003	2-0-1	2-0-1	2003	2-1-2	2-1-2	2003	0-2-2	0-3-2
2004	1-2-1	1-2-1	2004	1-3-1	2-3-1	2004	0-0-3	1-1-3
2005	1-1-3	1-1-3	2005	3-1-1	3-1-1	2005	2-0-1	2-1-2
2008	1-3-0	1-4-0	2008	0-1-3	1-1-3	2008	1-3-1	2-3-1
2009	0-2-2	0-3-2	2009	0-2-2	0-2-2	2009	1-2-2	1-2-2
2010	2-1-0	2-2-0	2010	1-1-3	1-1-4	2010	2-3-1	2-4-1
2011	0-3-2	0-3-2	2011	0-3-4	1-3-4	2011	2-1-1	2-1-1
2012	3-0-1	3-0-1	2012	2-2-2	2-2-3	2012	1-0-2	1-0-2
2013	0-1-3	0-1-3	2013	2-2-0	3-2-0	2013	2-0-1	3-0-1
2014	1-0-2	1-0-2	2014	1-2-1	1-3-1	2014	0-4-1	1-4-1
Totals	25-27-19	28-31-19	Totals	26-39-21	36-43-24	Totals	12-16-15	20-22-16

OPPONENTS

--

MEDIA INFO

May	MLS	Overall	August	MLS	Overall	Nov.	MLS	Overall
1996	3-2	3-3	1996	3-2	3-2	1996	0-0	0-1
1997	1-4	1-4-1	1997	3-2	3-3	1997	0-0	0-0-1
1998	3-2	4-2-1	1998	2-3	2-3	1998	0-0	0-1
1999	1-3	1-3	1999	3-1	3-2	1999	0-0	0-0
2000	0-3-2	0-3-2	2000	1-6-0	1-7-0	2000	0-0-0	0-0-0
2001	4-0-2	4-0-2	2001	2-2-1	3-2-1	2001	0-0-0	0-0-0
2002	2-1-1	2-1-1	2002	1-2-1	1-3-1	2002	0-0-0	0-0-0
2003	2-1-1	2-1-2	2003	3-1-1	3-2-1	2003	0-0-0	3-1-0
2004	2-1-2	3-1-2	2004	3-1-1	4-2-1	2004	0-0-0	0-0-0
2005	2-2-1	2-2-1	2005	3-0-1	4-1-2	2005	0-0-0	0-0-0
2008	1-3-1	1-3-1	2008	3-0-1	3-0-1	2008	0-0-0	0-0-0
2009	1-4-0	1-4-0	2009	2-2-0	2-2-0	2009	0-0-0	0-0-0
2010	3-1-1	3-1-1	2010	2-2-0	2-2-0	2010	0-0-0	1-1-0
2011	2-0-2	3-1-2	2011	0-2-2	0-2-2	2011	0-0-0	0-0-0
2012	2-2-2	3-2-2	2012	2-1-0	2-1-0	2012	0-0-0	1-1-0
2013	1-2-2	1-3-2	2013	2-2-1	2-4-1	2013	0-0-0	0-0-0
2014	3-2-1	3-2-1	2014	1-2-3	1-2-3	2014	0-0-0	0-0-0
Totals	33-33-18	35-34-19	Totals	36-31-12	38-40-13	Totals	0-0-0	5-5-1

ALL-TIME SHOOTOUTS

(MLS Regular-Season Games)

Year	Home	Away	Total
1996	2-5	1-1	3-6
1997	2-3	1-3	3-6
1998	3-3	0-2	3-5
1999	7-0	3-3	10-3
Totals	14-11	5-9	19-20

ALL-TIME OVERTIME GAMES

(MLS Regular-Season Games)

Year	Home	Away	Total
2000	0-0-5	0-1-3	0-1-8
2001	0-0-3	0-0-3	0-0-6
2002	1-0-1	0-0-2	1-0-3
2003	0-0-4	0-0-5	0-0-9
Totals	1-0-13	0-1-13	1-1-26

ALL-TIME ROSTER

A

Agogo, Junior (F)	2001
Agoos, Jeff (D)	2001-04
Alas, Jaime (M)	2013
Alexandre, Jean-Marc (M)	2012
Aloisi, Chris (D)	2005
Alvarez, Arturo (M)	2003-04, 2008-10
Amarikwa, Quincy (F)	2009-10
Amaya, Rafael (D/M)	1996
Ampaipitakwong, Anthony (M)	2011
Attakora, Nana (D)	2011, 2013
Azizi, Khodadad (F)	2000

B

Baca, Rafael (M)	2011-13
Baicher, Jeff (F/M)	1996-99
Ballouchy, Mehdi (M)	2012-13
Barclay, Devin (F/M)	2002
Barklage, Brandon (D)	2014
Barrett, Wade (D/M)	1998-02, 2005
Beitashour, Steven (D)	2010-13
Bernárdez, Victor (D)	2012-14
Bingham, David (G)	2011-14
Bower, Scott (MF)	1999-02
Bravo, Paul (F/M)	1996
Brose, Dario (M)	1999-01
Brown, Chris (MF)	2004
Burling, Bobby (D)	2009-11
Burns, Mike (D)	2000
Busch, Jon (G)	2010-14
Butler, Altimont (M)	1996

C

Calichman, Dan (D)	2000
Califf, Danny (D)	2005
Campos, Pablo (F)	2009
Cannon, Joe (G)	1999-02, 2008-10
Carrieri, Chris (F)	2001
Cato, Cordell (M)	2013-14
Cerritos, Ronald (F/M)	1997-01, 2005
Chavez, Marvin (M)	2012-13
Ching, Brian (F)	2003-05
Chung, Mark (M)	2005
Clark, Jamie (D)	1999-00
Clark, Ricardo (M)	2005
Cloutier, Braeden (M)	1998-99
Cochrane, Ryan (D)	2004-05, 2008-09
Conrad, Jimmy (D)	1999-02
Conteh, Abdul Thompson (F)	2000
Convey, Bobby (M)	2009-11
Conway, Jon (G)	2000-05
Corrales, Ramiro (D/M)	1996-97, 2001-04, 2008-13
Cronin, Sam (M)	2010-14
Cruz, Arnold (D)	1997
Cunliffe, John (F)	2008

D

Davis, Brad (M)	2005
Dawkins, Simon (MF)	2011-12
Dayak, Troy (D)	1996-98, 2001-05
Delgado, Dan (M)	2013
Denton, Eric (D)	2008-09
De Rosario, Dwayne (F)	2001-05
Diaz Arce, Raul (F)	1999
Diaz Pizarro, Cesar (F)	2012
Djalo, Yannick (M)	2014
Dombrowski, Tighe (M)	2004-05
Donovan, Landon (F)	2001-04
Doyle, John (D)	1996-00
Draguicevich, Oscar (D)	1996-98
Dunivant, Todd (D)	2003-04

E

Eastman, Gabe (D)	2000
Eduardo (F)	2010
Edwards, Ryan (F)	2000
Ekelund, Ronnie (M)	2001-04
Elliott, Simon (M)	2009
Emenalo, Michael (MD)	1996-97
Espinoza, Missael (F/M)	1996
Evans, Justin (M)	2000

F

Faria, Rodrigo (F)	2003
Farias, Carlos (M)	1999
Figueroa, Vicente (D)	1998
Francis, Shaun (D)	2014
Frye, Adam (D)	1999
Fucito, Mike (F)	2013-14

G

Garcia, Nick (D)	2008-09
Gargan, Dan (D)	2013
Garza, Sam (M)	2012-14
Geovanni (F)	2010
Gjertsen, Joey (M)	2010-12
Glen, Cornell (F)	2009-10
Glinton, Gavin (F)	2008
Goldthwaite, Kevin (D)	2005
Gonzalez, Luchi (F)	2002
Goodson, Clarence (D)	2013-14
Gordon, Alan (F)	2011-14
Gorlitz, Andreas (D)	2014
Gough, Richard (D)	1998
Grabavoy, Ned (M)	2008
Gray, Kelly (D)	2005, 2008-09
Graziani, Ariel (F)	2002
Griffin, Maxwell (F)	2011
Guerrero, Ivan (M)	2008
Gutierrez, Henry (M)	1996
Guzman, Daniel (F)	1997

H

Harden, Ty (D)	2013-14
Harris, Atiba (F)	2014
Hart, Wes (D)	2004-05
Henderson, Ryshiem (F)	1996
Hernandez, Jason (D)	2008-14
Holocher, Paul (M)	1996
Huckerby, Darren (M)	2008-09

I

Ianni, Tayt (D/M)	1996-97
Ibsen, Zak (D/M)	2001-02
Iroha, Ben (MD)	1996-97

J

Jahn, Adam (F)	2013-14
Jair (M)	1999
Jasseh, Omar (M)	2010-11
Jean Philippe, Peguero (F)	2008
Johnson, Ryan (MF)	2008-11

K

Kamara, Kei (F)	2008
Karapetyan, Harut (F)	1998, 2000
Kinnear, Dominic (M)	1997
Kirk, Andy (G)	1998
Kirovski, Jovan (F)	2008
Knutsen, Billy (GK)	2014
Koval, JJ (M)	2014
Krakowiak, Wojtek (M)	2000-01
Kramer, David (G)	1997-99

L

Lagos, Manny (M)	2001-03
Leitch, Chris (D)	2009-11
Lenhart, Steven (F)	2011-14
Levesque, Roger (F)	2003-05
Lewis, Eddie (MD)	1996-99
Lima, Francisco (M)	2008
Liner, Tom (G)	1996-97
Lozzano, Lawrence (F)	1997-98
Luzunaris, Matt (F)	2011

M

Martin, Tim (D)	1996-98
Martinez, Walter (M)	2013
Martinez, Joey (D)	1999
McDonald, Brandon (D/M)	2009-11
McLoughlin, Ellis (F/M)	2011
Medved, Shawn (M)	1997-98
Mella, Victor (F/M)	1996, 1998
Montoya, Alberto (M)	1998
Moreira, Andre Luiz (M)	2009-11
Moreno, Alejandro (F)	2005
Morrow, Justin (D)	2010-13

Mullan, Brian (M)	2003-05
Muller, Tommy (D)	2014
Mulraine, Travis (M)	2000
Mulrooney, Richard (M)	1999-04

N

Nash, Julian (F)	2005
------------------	------

O

O'Brien, Leighton (M)	1999
O'Brien, Ronnie (M)	2008
Onalfo, Curt (D)	1997
Onstad, Pat (G)	2003-05
Opara, Ike (D)	2010-12
O'Rourke, Danny (M)	2005

P

Perez Garcia, Matias (M)	2014
Peterson, Jacob (M)	2011
Pierazzi, Jean-Baptiste (M)	2014
Pintos, Pablo (D)	2014
Pitchkolan, Aaron (D/M)	2009
Porter, Caleb (M)	1999

R

Ribeiro, Antonio (M)	2009
Riley, James (D)	2008
Ring, Brad (M)	2010-13
Roberts, Jamil (D)	2008
Robinson, Eddie (D)	2001-05
Robles, Javier (M)	2010
Rodas, Jorge (M)	1996
Rodriguez, Esmundo (M)	1997-2000
Ronér, Chris (D)	2002-04
Russell, Ian (M)	2000-05

S

Salinas, Shea (M)	2008-09, 2012-14
Salzwedel, Dave (G)	1996-97
Sanchez, Ramon (M)	2009-10
Savarese, Giovanni (F)	2000
Schuler, Billy (F)	2014
Sealy, Scott (F)	2008, 2010-11
Sebapole, Brian (F)	1998
Sequeira, Alejandro (F)	1999
Smarte, Adam (MF)	2008
Solis, Mauricio (M)	1999-00
Somma, Davide (F)	2008
Stephenson, Khari (M)	2010-12, 2014
Stewart, Jordan (D)	2013-14
Sullivan, Christopher (MF)	1997

T

Tinsley, Ryan (M)	1999-00
Thompson, Tommy (M)	2014
Tracy, Marcus (F)	2013

U

Urbanyi, Istvan (M)	1997
Uribe, Francisco (F)	1998

V

Vasquez, Martin (M)	1998
Vide, Joe (M)	2008

W

Waibel, Craig (D)	2003-05
Walker, Jamil (F)	2003-04
Ward, Tim (D)	2010-12
Weaver, Cam (F)	2009
Weaver, Tim (D)	1998-99
Weber, Andrew (G)	2009-11
Wondolowski, Chris (F)	2005, 2009-14
Wright, Mauricio (D)	1999-00
Wynalda, Eric (F)	1996-98

Z

Zaher, Mike (D)	2009
Zayner, Jed (D)	2012
Zico (Milton Antonio Nunes) (M)	1997
Zura, Edmundo (F)	2011

(Players who have appeared in at least one MLS game)

ALL-TIME CAREER RECORDS

YEAR-BY-YEAR HEAD COACH - MLS GAMES

YEAR	COACH	W	L	T	PCT	OT	SHO	PTS
1996	Laurie Calloway	15	17	0	.469	0-0-0	3-6	39
1997	Laurie Calloway	5	10	0	.333	0-0-0	2-4	11
	Brian Quinn	7	10	0	.412	0-0-0	1-2	19
1998	Brian Quinn	13	19	0	.406	0-0-0	3-5	33
1999	Brian Quinn	15	12	0	.556	0-0-0	10-2	25
	Jorge Espinoza	2	0	0	1.000	0-0-0	0-0	6
	Lothar Osiander	2	1	0	.667	0-0-0	0-1	6
2000	Lothar Osiander	7	17	8	.344	0-1-8	0-0	29
2001	Frank Yallop	13	7	6	.615	0-0-6	0-0	45
2002	Frank Yallop	14	11	3	.554	1-0-3	0-0	45
2003	Frank Yallop	14	7	9	.617	0-0-9	0-0	51
2004	Dominic Kinnear	9	10	11	.483	0-0-0	0-0	38
2005	Dominic Kinnear	18	4	10	.719	0-0-0	0-0	64
2008	Frank Yallop	8	13	9	.417	0-0-0	0-0	33
2009	Frank Yallop	7	14	9	.383	0-0-0	0-0	30
2010	Frank Yallop	13	10	7	.550	0-0-0	0-0	46
2011	Frank Yallop	8	12	14	.441	0-0-0	0-0	38
2012	Frank Yallop	19	6	9	.691	0-0-0	0-0	66
2013	Frank Yallop	3	6	6	.400	0-0-0	0-0	15
	Mark Watson	11	5	3	.658	0-0-0	0-0	36
2014	Mark Watson	6	16	12	.353	0-0-0	0-0	30
TOTALS		209	207	116	.502	1-1-26	25-21	705

YEAR-BY-YEAR TEAM RESULTS

Year	Record	Pct.	Finish	Playoffs	Overall Record
1996	15-17	.469	4th in West	Conference Semifinals	18-21
1997	12-20	.375	5th in West	---	14-22-2
1998	13-19	.406	5th in West	---	17-22-1
1999	19-13	.594	5th in West	---	20-14
2000	7-17-8	.344	4th in West	---	9-18-9
2001	13-7-6	.615	2nd in West	MLS Cup Champions	21-11-6
2002	14-11-3	.554	2nd in West	Quarterfinals	19-15-4
2003	14-7-9	.617	1st in West	MLS Cup Champions	20-11-10
2004	9-10-11	.483	4th in West	West Conference Semifinals	14-14-11
2005	18-4-10	.719	1st in West	West Conference Semifinals	19-6-12
2008	8-13-9	.417	T6th in West	---	10-15-9
2009	7-14-9	.383	8th in West	---	7-15-10
2010	13-10-7	.550	6th in West	Eastern Conference Championship	15-13-8
2011	8-12-14	.441	7th in West	---	10-13-14
2012	19-6-9	.691	1st in West	Western Conference Semifinals	23-8-10
2013	14-11-9	.544	6th in West	---	17-14-9
2014	6-16-12	.353	9th in West	---	8-18-14
Totals	209-207-116	.502			261-250-129

Year	Home MLS (Overall)	Away MLS (Overall)	Neutral MLS (Overall)
1996	9-7 (11-8)	6-10 (7-13)	0-0 (0-0)
1997	6-10 (6-11-2)	6-10 (8-11)	0-0 (0-0)
1998	8-8 (8-10)	5-11 (9-11)	0-0 (0-1-1)
1999	13-3 (13-4)	6-10 (7-10)	0-0 (0-0)
2000	5-6-5 (6-6-5)	2-11-3 (3-12-4)	0-0-0
2001	8-2-3 (10-3-3)	5-5-3 (10-8-3)	0-0-0 (1-0-0)
2002	12-1-1 (14-3-1)	2-10-2 (5-12-2)	0-0-0 (0-0-1)
2003	7-4-4 (10-5-4)	7-3-5 (9-6-6)	0-0-0 (1-0-0)
2004	5-2-8 (8-3-8)	4-8-3 (6-11-3)	0-0-0 (0-0-0)
2005	9-0-7 (9-1-9)	9-4-3 (10-5-3)	0-0-0 (0-0-0)
2008	6-5-4 (8-6-4)	2-8-5 (2-9-5)	0-0-0 (0-0-0)
2009	6-5-4 (6-6-5)	1-9-5 (1-9-5)	0-0-0 (0-0-0)
2010	7-5-3 (7-6-4)	6-5-4 (6-5-4)	0-0-0 (1-0-0)
2011	5-4-8 (6-4-8)	3-8-6 (4-8-6)	0-0-0 (0-0-0)
2012	10-1-6 (13-2-7)	9-5-3 (0-0-0)	0-0-0 (0-0-0)
2013	11-1-5 (14-1-5)	3-10-4 (3-13-4)	0-0-0 (0-0-0)
2014	5-6-6 (7-7-7)	1-10-6 (1-11-7)	0-0-0 (0-0-0)
Totals	132-70-64 (144-85-56)	77-137-52 (91-154-52)	0-0-0 (3-1-2)

ALL-TIME CAREER LEADERS

GAMES PLAYED

PL.	PLAYER	GP
1.	Ramiro Corrales	250
2.	Joe Cannon	171
3.	Jason Hernandez	165
4.	Richard Mulrooney	163
5.	Chris Wondolowski	161
6.	Jon Busch	150
7.	Ronald Cerritos	148
8.	Wade Barrett	142
9.	Sam Cronin	140
10.	John Doyle	132

GAMES STARTED

PL.	PLAYER	GS
1.	Ramiro Corrales	228
2.	Joe Cannon	171
3.	Jason Hernandez	161
4.	Richard Mulrooney	155
T5.	Jon Busch	150
T5.	Chris Wondolowski	150
7.	Ronald Cerritos	142
8.	Wade Barrett	136
9.	Sam Cronin	132
10.	John Doyle	129

MINUTES PLAYED

PL.	PLAYER	MINUTES
1.	Ramiro Corrales	20188
2.	Joe Cannon	15561
3.	Jason Hernandez	14259
4.	Richard Mulrooney	14204
5.	Chris Wondolowski	13602
6.	Jon Busch	13455
7.	Ronald Cerritos	12382
8.	Wade Barrett	12218
9.	Sam Cronin	11480
10.	John Doyle	11385

GOALS

PL.	PLAYER	GP	GOALS
1.	Chris Wondolowski	161	89
2.	Ronald Cerritos	148	61
3.	Landon Donovan	87	32
4.	Dwayne De Rosario	108	27
5.	Brian Ching	56	25
6.	Eric Wynalda	57	21
T7.	Jeff Baicher	102	20
T7.	Steven Lenhart	72	20
9.	Alan Gordon	64	18
10.	Ryan Johnson	99	17

ASSISTS

PL.	PLAYER	GP	ASSISTS
1.	Ronald Cerritos	148	47
2.	Richard Mulrooney	163	44
3.	Eddie Lewis	115	35
4.	Ramiro Corrales	250	32
T5.	Dwayne De Rosario	108	31
T5.	Landon Donovan	87	29
7.	Eric Wynalda	57	29
8.	Shea Salinas	124	28
9.	Wade Barrett	142	24
10.	Brian Mullan	83	23

SHOTS

PL.	PLAYER	GP	SHOTS
1.	Chris Wondolowski	161	505
2.	Ronald Cerritos	148	327
3.	Ramiro Corrales	250	270
4.	Dwayne De Rosario	108	232
5.	Landon Donovan	87	192
6.	Steven Lenhart	72	164
7.	Khari Stephenson	88	161
8.	Eddie Lewis	115	156
9.	Eric Wynalda	57	156
10.	Jeff Baicher	102	151

SHOTS ON GOAL

PL.	PLAYER	GP	SOG
1.	Chris Wondolowski	161	234
2.	Ronald Cerritos	148	191
3.	Dwayne De Rosario	108	109
4.	Landon Donovan	87	101
5.	Ramiro Corrales	250	88
6.	Eric Wynalda	57	83
7.	Ryan Johnson	99	77
8.	Eddie Lewis	115	76
9.	Jeff Baicher	102	74
10.	Steven Lenhart	72	72

FOULS COMMITTED

PL.	PLAYER	GP	FC
1.	Ramiro Corrales	250	338
2.	John Doyle	132	244
3.	Richard Mulrooney	163	193
4.	Wade Barrett	142	172
5.	Sam Cronin	140	167
6.	Brian Mullan	83	167
7.	Jeff Baicher	102	160
8.	Ian Russell	131	157
9.	Ronnie Ekelund	91	148
10.	Eddie Robinson	70	146

FOULS SUFFERED

PL.	PLAYER	GP	FS
1.	Richard Mulrooney	163	354
2.	Ramiro Corrales	250	279
3.	Brian Mullan	83	202
4.	Jeff Baicher	102	188
5.	Eddie Lewis	115	175
6.	Landon Donovan	87	169
7.	Ronald Cerritos	148	168
8.	Steven Lenhart	72	163
9.	Dwayne De Rosario	108	154
10.	Brian Ching	56	153

CAUTIONS (YELLOWS)

PL.	PLAYER	GP	C
1.	Ramiro Corrales	250	57
2.	Steven Lenhart	72	25
3.	John Doyle	132	24
4.	Jason Hernandez	165	23
T5.	Victor Bernardez	75	21
T5.	Jimmy Conrad	84	21
T5.	Michael Emenalo	56	21
T8.	Sam Cronin	140	20
T8.	Troy Dayak	129	20
T8.	Richard Mulrooney	163	20
T8.	Chris Wondolowski	161	20



ALL-TIME CAREER LEADERS

THE CLUB

2014 REVIEW

CLUB HISTORY

OPPONENTS

MEDIA INFO



EJECTIONS (RED CARDS)

PL.	PLAYER	GP	E
1.	Ramiro Corrales	250	5
2.	Jason Hernandez	165	4
3.	John Doyle	132	3
13 players tied with 2			

CORNER KICKS

PL.	PLAYER	GP	CK
1.	Richard Mulrooney	163	456
2.	Shea Salinas	124	235
3.	Eric Wynalda	57	204
4.	Eddie Lewis	115	201
5.	Bobby Convey	75	173
6.	Marvin Chavez	42	127
7.	Jeff Agoos	84	125
8.	Darren Huckerby	28	85
9.	Jeff Baicher	102	69
10.	Ramiro Corrales	250	67

OFFSIDES

PL.	PLAYER	GP	OFFSIDE
1.	Ronald Cerritos	148	195
2.	Chris Wondolowski	161	109
3.	Dwayne De Rosario	108	95
T4.	Ryan Johnson	99	68
T4.	Eric Wynalda	57	68
6.	Steven Lenhart	72	57
7.	Lawrence Lozzano	41	52
8.	Alan Gordon	64	51
9.	Jeff Baicher	102	44
10.	Ian Russell	131	38

GAME-WINNING GOALS

PL.	PLAYER	GP	GWG
1.	Chris Wondolowski	161	34
2.	Ronald Cerritos	148	15
3.	Landon Donovan	87	10
4.	Dwayne De Rosario	108	8
5.	Ariel Graziani	28	6
T6.	Brian Ching	56	5
T6.	Alan Gordon	64	5
T6.	Ryan Johnson	99	5
T6.	Steven Lenhart	72	5
7 players tied with 4			

GAME-WINNING ASSISTS

PL.	PLAYER	GP	GWA
1.	Richard Mulrooney	163	14
2.	Dwayne De Rosario	108	12
T3.	Ronald Cerritos	148	10
T3.	Ramiro Corrales	250	10
5.	Landon Donovan	87	9
T6.	Wade Barrett	142	8
T6.	Eddie Lewis	115	8
T6.	Shea Salinas	124	8
T9.	Bobby Convey	75	7
T9.	Brian Mullan	83	7
T9.	Ian Russell	131	7

HAT TRICKS

PL.	PLAYER	GP	HATS
1.	Chris Wondolowski	161	4
T2.	Dwayne De Rosario	108	1
T2.	Landon Donovan	87	1
T2.	Steven Lenhart	72	1

MULTI-GOAL GAMES

PL.	PLAYER	GP	MGG
1.	Chris Wondolowski	161	15
2.	Ronald Cerritos	148	8
3.	Landon Donovan	87	7
4.	Steven Lenhart	72	5
T5.	Jeff Baicher	102	3
T5.	Paul Bravo	31	3
T5.	Brian Ching	56	3
T5.	Ariel Graziani	28	3
T5.	Manny Lagos	79	3
T5.	Eric Wynalda	57	3

PENALTY-KICK GOALS

PL.	PLAYER	GP	PKG
1.	Chris Wondolowski	161	12
2.	Ronald Cerritos	148	7
3.	Ronnie Ekelund	91	5
4.	Eric Wynalda	57	5
T5.	Dario Brose	56	2
T5.	Landon Donovan	87	2
T5.	Khari Stephenson	88	2
9 players tied with 1			

ALL-TIME HIGHS & LOWS

GOALS PER GAME

PL.	PLAYER	GP	G	AVG
1.	Chris Wondolowski	161	89	0.55
2.	Brian Ching	56	25	0.45
3.	Ronald Cerritos	148	61	0.41
T4.	Eric Wynalda	57	21	0.37
T4.	Landon Donovan	87	32	0.37
6.	Dwayne De Rosario	108	27	0.25
7.	Jeff Baicher	102	20	0.20

Minimum: 20 goals

ASSISTS PER GAME

PL.	PLAYER	GP	A	AVG
1.	Eric Wynalda	57	29	0.51
2.	Landon Donovan	87	29	0.33
3.	Ronald Cerritos	148	47	0.32
4.	Eddie Lewis	115	35	0.30
5.	Dwayne De Rosario	108	31	0.29
6.	Brian Mullan	83	23	0.28
7.	Richard Mulrooney	163	44	0.27
8.	Shea Salinas	124	28	0.23
9.	Wade Barrett	142	24	0.17
10.	Ian Russell	131	20	0.15

Minimum: 20 assists

GOALS PER 90 MIN.

PL.	PLAYER	MIN	GOALS	AVG
1.	Chris Wondolowski	13,602	89	0.59
2.	Brian Ching	4,179	25	0.54
3.	Ronald Cerritos	12,382	61	0.44
T4.	Eric Wynalda	4,673	21	0.40
T4.	Landon Donovan	7,247	32	0.40
6.	Dwayne De Rosario	6,984	27	0.35
7.	Jeff Baicher	6,912	20	0.26

Minimum: 20 goals

ASSISTS PER 90 MIN.

PL.	PLAYER	MIN	ASTS	AVG
1.	Eric Wynalda	4673	29	0.56
2.	Dwayne De Rosario	6984	31	0.40
T3.	Landon Donovan	7247	29	0.36
T3.	Eddie Lewis	8867	35	0.36
T5.	Ronald Cerritos	12382	47	0.34
T5.	Shea Salinas	7,401	28	0.34
7.	Brian Mullan	7127	23	0.29
8.	Richard Mulrooney	14204	44	0.28
9.	Ian Russell	8146	20	0.22
10.	Wade Barrett	12218	24	0.18

Minimum: 20 assists

SCORING PCT.

PL.	PLAYER	GP	SHOTS	G	PCT
1.	Brian Ching	56	115	25	21.7
2.	Ronald Cerritos	148	327	61	18.7
3.	Chris Wondolowski	161	505	89	17.6
4.	Landon Donovan	87	192	32	16.7
5.	Eric Wynalda	57	156	21	13.5
6.	Jeff Baicher	102	151	20	13.2
7.	Steven Lenhart	72	164	20	12.2
8.	Dwayne De Rosario	108	232	27	11.6

Minimum: 20 goals

SHOTS ON GOAL PCT.

PLAYER	GP	Shots	SOG	PCT
1. Ronald Cerritos	148	327	191	58.4
2. Eric Wynalda	57	156	83	53.2
3. Ryan Johnson	99	145	77	53.1
4. Landon Donovan	87	192	101	52.6
5. Eddie Lewis	115	156	76	48.7
6. Dwayne De Rosario	108	232	109	47.0
7. Chris Wondolowski	161	505	234	46.3
8. Ramiro Corrales	250	270	88	32.6

Minimum: 75 shots on goal

SHOOTOUTS

Pl.	Player	Years	G-Att.
1.	Eddie Lewis	96-99	12-21
2.	Ronald Cerritos	97-01	11-19
3.	Eric Wynalda	96-98	10-19
4.	Jeff Baicher	96-99	7-18
5.	Jamie Clark	99-00	5-10

GAMES PLAYED IN GOAL

Pl.	Player	GP
1.	Joe Cannon	171
2.	Jon Busch	150
3.	Pat Onstad	84
4.	David Kramer	44
5.	Dave Salzwedel	34
6.	Tom Liner	22
7.	Jon Conway	18
8.	Andy Kirk	9
9.	David Bingham	5
10.	Andrew Weber	2



ALL-TIME HIGHS & LOWS

THE CLUB

2014 REVIEW

CLUB HISTORY

OPPONENTS

MEDIA INFO

GAMES STARTED IN GOAL

Pl.	Player	GS
1.	Joe Cannon	171
2.	Jon Busch	150
3.	Pat Onstad	84
4.	David Kramer	44
5.	Dave Salzwedel	30
6.	Tom Liner	22
7.	Jon Conway	17
8.	Andy Kirk	8
9.	David Bingham	4
10.	Andrew Weber	2

MINUTES PLAYED IN GOAL

Pl.	Player	MIN
1.	Joe Cannon	15,561
2.	Jon Busch	13,455
3.	Pat Onstad	7,640
4.	David Kramer	3,866
5.	Dave Salzwedel	2,847
6.	Tom Liner	1,892
7.	Jon Conway	1,551
8.	Andy Kirk	755
9.	David Bingham	405
10.	Andrew Weber	180

GOALS AGAINST AVG.

Pl.	Player	GP	GAA
1.	Pat Onstad	84	1.08
2.	Jon Busch	150	1.30
3.	Joe Cannon	171	1.32

Minimum: 4,500 minutes played

WINNING PCT.

Pl.	PLAYER	GP	PCT
1.	Pat Onstad	84	.631
2.	Jon Busch	150	.500
3.	Joe Cannon	171	.488
4.	David Kramer	44	.455

Minimum: 20 wins

WINS

Pl.	PLAYER	GP	WON
1.	Joe Cannon	171	66
2.	Jon Busch	150	50
3.	Pat Onstad	84	39
4.	David Kramer	44	20
5.	Dave Salzwedel	34	15
6.	Tom Liner	22	7
7.	David Bingham	5	4
7.	Jon Conway	18	4
9.	Andy Kirk	9	3
10.	Andrew Weber	2	1

LOSSES

Pl.	PLAYER	GP	LOSSES
1.	Joe Cannon	171	70
2.	Jon Busch	150	50
3.	David Kramer	44	24
4.	Pat Onstad	84	17
5.	Dave Salzwedel	34	16
6.	Tom Liner	22	14
7.	Jon Conway	18	10
8.	Andy Kirk	9	5
9.	David Bingham	5	1

SAVES

Pl.	PLAYER	GP	SAVES
1.	Joe Cannon	171	693
2.	Jon Busch	150	510
3.	Pat Onstad	84	306
4.	David Kramer	44	162
5.	Dave Salzwedel	34	125
6.	Tom Liner	22	89
7.	Jon Conway	18	71
8.	Andy Kirk	9	34
9.	David Bingham	5	19
10.	Andrew Weber	2	11



SHUTOUTS

PLAYER	GP	SHO
1.	Joe Cannon	44
2.	Jon Busch	36
3.	Pat Onstad	27
T4.	David Kramer	6
T4.	Dave Salzwedel	6
6.	Jon Conway	5
7.	Tom Liner	4
8.	Andy Kirk	2

SAVES PERCENTAGE

Pl.	Player	GP	Saves	SOG	PCT
1.	Pat Onstad	84	306	406	75.4
2.	Joe Cannon	171	693	950	72.9
3.	Jon Busch	150	510	721	70.7

Minimum: 175 saves

INDIVIDUAL HIGHS

GAMES PLAYED

Career: 250 - Ramiro Corrales
 Season: 34 - Sam Cronin (2013)
 34 - Jon Busch (2014)

GAMES STARTED

Career: 228 - Ramiro Corrales
 Season: 34 - Sam Cronin (2013)
 34 - Jon Busch (2014)

MINUTES

Career: 20,188 - Ramiro Corrales
 Season: 3,060 - Jon Busch (2014)

GOALS

Career: 89 - Chris Wondolowski
 Season: 27 - Chris Wondolowski (2012)
 Game: 3 - 7 times
 Half: 3 - Chris Wondolowski
 (10/20/2010 vs. CHV, 2nd half)

ALL-TIME HIGHS & LOWS

ASSISTS

Career: 47 - Ronald Cerritos
Season: 14 - Eddie Lewis (1997 and 1999)
Game: 3 - 6 times
Half: Ronald Cerritos (08/17/1997 at LA, 1st and 08/09/1998 vs. MET, 2nd)

SHOTS

Career: 505 - Chris Wondolowski
Season: 127 - Chris Wondolowski (2012)
Game: 8 - 5 times
Half: 7 - Landon Donovan (8/14/04 vs. KC, 1st)
7 - Simon Dawkins (9/10/11 vs. CHI, 2nd)

SHOTS ON GOAL

Career: 234 - Chris Wondolowski
Season: 55 - Chris Wondolowski (2012)
Game: 5 - 6 times
Half: 4 - 11 times

FOULS COMMITTED

Career: 338 - Ramiro Corrales
Season: 68 - Brian Mullan (2004)
68 - Eddie Robinson (2005)
Game: 7 - 4 times
Half: 6 - 3 times

FOULS SUFFERED

Career: 354 - Richard Mulrooney
Season: 102 - Alejandro Moreno (2005)
Game: 9 - Brian Ching (8/21/2004 vs. DAL)
Half: 8 - 2 times

OFFSIDES

Career: 195 - Ronald Cerritos
Season: 41 - Ronald Cerritos (1998 and 2005)
Game: 7 - Junior Agogo (8/25/2001 vs. COL)
Half: 5 - Junior Agogo (8/25/2001 vs. COL, 2nd)

CORNER KICKS

Career: 456 - Richard Mulrooney
Season: 129 - Richard Mulrooney (2002)
Game: 13 - Shea Salinas (9/8/13 vs. PHI and 9/29/13 at CHV)
Half: 11 - Richard Mulrooney (8/26/00 vs. LA, 1st)

CAUTIONS

Career: 57 - Ramiro Corrales
Season: 13 - Michael Emenalo (1996)

EJECTIONS

Career: 5 - Ramiro Corrales
Season: 2 - 6 times

GAME-WINNING GOALS

Career: 34 - Chris Wondolowski
Season: 11 - Chris Wondolowski (2012)

GAME-WINNING ASSISTS

Career: 14 - Richard Mulrooney
Season: 5 - 3 times

MISC. RECORDS

FASTEST GOAL FROM START OF GAME

11 seconds (Dwayne De Rosario - 9/27/2003 vs. DAL)

FASTEST CONSECUTIVE GOALS (One Player)

3 minutes (Brian Ching - 5/22/2004 vs. LA: 45', 48')
3 minutes (Steven Lenhart - 9/21/13 at RSL, 18', 21')

GOALKEEPING

GAMES PLAYED

Career: 171 - Joe Cannon
Season: 34 - Jon Busch (2014)

GAMES STARTED

Career: 171 - Joe Cannon
Season: 34 - Jon Busch (2014)

MINUTES

Career: 15,561 - Joe Cannon
Season: 3,060 - Jon Busch (2014)

WINS

Career: 66 - Joe Cannon
Season: 18 - Pat Onstad (2005)

LOSSES

Career: 70 - Joe Cannon
Season: 16 - Jon Busch (2014)

TIES

Career: 37 - Jon Busch
Season: 14 - Jon Busch (2011)

SHUTOUTS

Career: 44 - Joe Cannon
Season: 12 - Pat Onstad (2005)

GOALS ALLOWED


Career: 228 - Joe Cannon
Season: 50 - Jon Busch (2014)
Game: 5 - 3 times
Half: 4 - 3 times

SAVES

Career: 693 - Joe Cannon
Season: 137 - Joe Cannon (2000)
137 - Jon Busch (2014)
Game: 12 - Joe Cannon (7/8/2000 at COL)
Half: 9 - Joe Cannon (4/26/2000 at TB, 2nd)

SHOTS ON GOAL FACED

Career: 950 - Joe Cannon
Season: 181 - Joe Cannon (2000)
Game: 14 - Joe Cannon (4/26/00 at TB)



ALL-TIME HIGHS & LOWS

THE CLUB

2014 REVIEW

CLUB HISTORY

OPPONENTS

MEDIA INFO

PENALTY KICK GOALS ALLOWED

Career: 18 - Joe Cannon
Season: 4 - Joe Cannon (2002), Pat Onstad (2005)
Game: 1, Many

PENALTY KICK ATTEMPTS FACED

Career: 26 - Joe Cannon
Season: 6 - Joe Cannon (1999)
Game: 1, Many

SHOOTOUT GOALS ALLOWED

Career: 30 - David Kramer
Season: 19 - David Kramer (1998)
Game: 8 - Tom Liner (4/21/96 vs. KC)

SHOOTOUT ATTEMPTS FACED

Career: 69 - David Kramer
Season: 43 - Joe Cannon (1999)

TEAM HIGHS

GAMES PLAYED

Season: 34 - 4 times

MINUTES

Season: 3,060 - 4 times

GOALS

Season: 72 - in 2012
Game: 6 - 8/11/1996 vs. NE
Game: 6 - 9/19/1999 vs. MIA
2 Teams: 10 - 5/8/2004 vs. MET
Half: 5 - 8/11/1996 vs. NE (2nd)

ASSISTS

Season: 78 - in 1997
Game: 9 - 9/19/1999 vs. MIA
2 Teams: 12 - 6/3/2000 vs. COL
Half: 8 - 6/3/2000 vs. COL (2nd)

SHOTS

Season: 517 - in 2012
Game: 29 - 5/22/2004 vs. LA
2 Teams: 44 - 7/28/12 vs. CHI
Half: 18 - 9/10/2011 vs. CHI (2nd)

SHOTS ON GOAL

Season: 211 - in 1998
Game: 15 - 2 times
2 Teams: 21 - 4 times
Half: 10 - 6/28/1997 vs. DAL (2nd)

FOULS COMMITTED

Season: 528 - in 2005
Game: 30 - 4/2/2005 vs. NE
2 Teams: 51 - 4/2/2005 vs. NE
Half: 23 - 4/2/2005 vs. NE (1st)

FOULS SUFFERED

Season: 590 - in 2005
Game: 27 - 9/1/1996 vs. LA
2 Teams: 51 - 4/2/2005 vs. NE
Half: 18 - 4/16/05 at CHI (2nd)

OFFSIDE

Season: 144 - in 1997
Game: 11 - 4/26/2000 at TB
2 Teams: 17 - 7/4/1997 at COL
Half: 7 - 3 times, Last: 4/8/2000 vs. MET (2nd)

CORNER KICKS

Season: 201 - in 2013
Game: 3 times
2-Teams: 25 - 5/10/2008 vs. CLB
Half: 11 - 8/26/2000 vs. LA (1st)



CAUTIONS

Season: 66 - 2011
Game: 6 - 2 times, Last: 7/3/2009 at RSL
2 Teams: 9 - 4/24/1999 at LA
9 - 9/14/2014 vs. LA
Half: 5 - 7/3/2009 at RSL (2nd)

EJECTIONS

Season: 7 - in 2013
Game: 2 - 7/28/1996 at MET
2 Teams: 3 - 5 times

WINS

Season: 19 - in 1999 and 2012

LOSSES

Season: 20 - in 1997

TIES

Season: 14 - in 2011

SHUTOUTS

Season: 13 - in 2010

TIMES SHUT OUT

Season: 12 - in 2008

SHOOTOUT VICTORIES

Season: 10 - in 1999

SHOOTOUT LOSSES

Season: 6 - in 1996 and 1997

PENALTY KICK GOALS

Season: 6 - in 2012

PENALTY KICK ATTEMPTS

Season: 8 - in 2012

GOALS ALLOWED

Season: 60 - in 1998
Game: 5 - 3 times, Last: 5/8/2004 vs. MET
2 Teams: 10 - 5/8/2004 vs. MET
Half: 4 - 3 times

SAVES

Season: 168 - in 2000
Game: 12 - 7/8/2000 at COL
2 Teams: 18 - 7/8/2000 at COL
Half: 9 - 4/26/2000 at TB (2nd)

ALL-TIME HIGHS & LOWS

TEAM LOWS

GAMES PLAYED

Season: 26 - in 2001

MINUTES

Season: 2,400 - in 2001

GOALS

Season: 32 - in 2008

ASSISTS

Season: 33 - in 2008

SHOTS

Season: 311 - in 2009

Game: 3 - 5 times

2 Teams: 11 - 2 times, Last: 4/14/2001 vs. DAL

Half: 0 - 7 times

SHOTS ON GOAL

Season: 132 - in 2008

Game: 0 - 4/24/1999 at LA

2 Teams: 3 - 9/11/2010 vs. FCD

FOULS COMMITTED

Season: 286 - in 2010

Game: 3 - 10/17/2009 at CHV

2 Teams: 11 - 5/17/14 at SEA

Half: 0 - 8/30/2003 vs. COL (1st)

FOULS SUFFERED

Season: 305 - in 2010

Game: 5 - 6 times

2 Teams: 11 - 2 times, Last 5/17/14 at SEA

Half: 0 - 9/29/12 vs. DAL (1st)

OFFSIDES

Season: 68 - in 2009

2 Teams: 3 times

CORNER KICKS

Season: 120 - in 2001

Game: 0 - 8 times

2 Teams: 3 - 7 times

CAUTIONS

Season: 37 - in 2001

EJECTIONS

Season: 1 - in 2009

WINS

Season: 7 - in 2000 and 2009

LOSSES

Season: 4 - in 2005

TIES

Season: 0 - 4 times

SHUTOUS

Season: 3 - in 1997 and 2009

TIMES SHUT OUT

Season: 2 in 2012

PENALTY KICK GOALS

Season: 1 in 1999, 2008 and 2011

GOALS ALLOWED

Season: 29 - in 2001

SAVES

Season: 85 - in 2012

MISC. SINGLE GAME RECORDS

LARGEST MARGIN OF VICTORY

5 - 3 times, 8/11/96 vs. NE, 6-1; 9/19/99 vs. MA, 6-1; 4/22/00 vs. DAL, 5-0

LARGEST MARGIN OF DEFEAT

5 - 8/17/14 vs. DAL, 5-0

OPPONENT HIGHS

GOALS

Game: 3 - 7 times

Half: 3 - Jose Vasquez (9/21/97, LA at SJ, 2nd)

Half: 3 - Stern John (5/30/98, CLB vs. SJ, 2nd)

ASSISTS

Game: 3 - 7 times

Half: 3 - Carlos Valderrama
(5/18/1996, TB vs. SJ, 1st)

SHOTS

Game: 9 - Yura Movsisyan (9/27/2008, RSL at SJ)

9 - Diego Valeri (9/7/2014, POR vs. SJ)

Half: 8 - Taylor Twellman (4/2/2005, NE at SJ, 2nd)

SHOTS ON GOAL

Game: 5 - 7 times

Half: 4 - 4 times

FOULS COMMITTED

Game: 8 - 2 times

Half: 7 - Cle Kooiman (9/18/1996, TB at SJ, 1st)

FOULS SUFFERED

Game: 10 - Clint Dempsey (04/02/2005, NE at SJ)

Half: 8 - 2 times

BLOCKED SHOTS

Game: 2 - 6 times

Half: 2 - 4 times

OFFSIDE

Game: 5 - 7 times

Half: 4 - 10 times

CORNER KICKS

Game: 18 - Guillermo Barros Schelotto
(5/10/2008, CLB at SJ)

Half: 11 - Guillermo Barros Schelotto
(5/10/2008, CLB at SJ, 2nd)

CAUTIONS

Game: 1 - 915 times

Half: 1 - 908 times

EJECTIONS

Game: 1 - 61 times

Half: 1 - 57 times

GOALS ALLOWED

Game: 6 - 2 times

Half: 5 - Jim St. Andre (8/11/96, NE at SJ, 2nd)

SAVES

Game: 13 - D.J. Countess (4/30/2005, RSL vs. SJ)

Half: 7 - 5 times

OPPONENT TEAM HIGHS

GOALS

Game: 5 - 4 times

2 Teams: 10 - MET at SJ (05/08/2004)

Half: 4 - 3 times, CHI vs. SJ (5/13/2000);
RSL vs. SJ (7/23/2011)

ALL-TIME HIGHS & LOWS

THE CLUB

2014 REVIEW

CLUB HISTORY

OPPONENTS

MEDIA INFO



ASSISTS

Game: 8 - 2 times
Half: 6 - LA at SJ (8/7/1999)

SHOTS

Game: 32 - POR vs. SJ (9/7/2014)
2 Teams: 44 - 2 times
Half: 19 - POR vs. SJ (9/7/2014)

SHOTS ON GOAL

Game: 14 - TB vs. SJ (4/26/2000)
2 Teams: 21 - 4 times
Half: 11 - TB vs. SJ (4/26/2000)

FOULS COMMITTED

Game: 27 - LA at SJ (9/1/1996)
2 Teams: 51 - NE at SJ (04/02/2005)
Half: 18 - CHI vs. SJ (4/16/2005)

FOULS SUFFERED

Game: 30 - NE at SJ (4/2/2005)
2 Teams: 51 - NE at SJ (04/02/2005)
Half: 23 - NE at SJ (4/2/2005, 1st)

BLOCKED SHOTS

Game: 3 - 4 times
2 Tms: 7 - DAL vs. SJ (04/14/1996)
Half: 3 - KC vs. SJ (09/18/2004)

OFFSIDES

Game: 11 - CHI at SJ (6/24/2000)
2 Teams: 17 - COL vs. SJ (07/04/1997)
Half: 6 - 5 times

CORNER KICKS

Game: 18 - CLB at SJ (5/10/2008)
2 Teams: 25 - CLB at SJ (05/10/2008)
Half: 11 - CLB at SJ (05/10/2008)

CAUTIONS

Game: 6 - 3 times
2 Teams: 9 - 2 times
Half: 5 - 2 times

EJECTIONS

Game: 2 - 4 times
2 Teams: 3 - 5 times
Half: 2 - 2 times

GOALS ALLOWED

Game: 6 - 2 times
2 Teams: 10 - MET at SJ (05/08/2004)
Half: 5 - NE at SJ (8/11/1996)

SAVES

Game: 13 - RSL vs. SJ (04/30/2005)
2 Teams: 18 - COL vs. SJ (07/08/2000)
Half: 7 - 5 times, Last: RSL vs. SJ (4/30/2005, 2nd)

OPPONENT TEAM LOWS

GOALS

Game: 0 - 129 times
2 Teams: 0 - 40 times
Half: 0 - 520 times

ASSISTS

Game: 0 - 194 times
2 Teams: 0 - 71 times
Half: 0 - 623 times

SHOTS

Game: 4 - 6 times
2 Teams: 11 - 2 times

SHOTS ON GOAL

Game: 0 - COL at SJ (10/09/2013)
2 Teams: 2 - NE at SJ (03/10/2012)
Half: 0 - 80 times

FOULS COMMITTED

Game: 5 - 4 times
2 Teams: 11 - 2 times
Half: 0 - DAL at SJ (09/29/2012)

FOULS SUFFERED

Game: 3 - CHV vs. SJ (10/17/2009)
2 Teams: 11 - DAL vs. SJ (09/09/2000)
Half: 0 - COL at SJ (8/30/2003)

BLOCKED SHOTS

Game: 0 - 441 times
2 Teams: 0 - 362 times
Half: 0 - 966 times

OFFSIDES

Game: 0 - 58 times
2 Teams: 0 - 7 times
Half: 0 - 303 times

CORNER KICKS

Game: 0 - 8 times
2 Teams: 0 - 7 times
Half: 117 times

CAUTIONS

Game: 0 - 79 times
2 Teams: 0 - 19 times
Half: 0 - 449 times

EJECTIONS

Game: 0 - 476 times
2 Teams: 0 - 426 times
Half: 0 - 1011 times

GOALS ALLOWED

Game: 0 - 132 times
2 Teams: 0 - 40 times
Half: 0 - 525 times

SAVES

Game: 0 - 18 times
2 Teams: 1 - 3 times
Half: 0 - 198 times

MISC. OPP. TEAM RECORDS

FASTEST GOAL FROM START OF GAME

2 minutes - Marcelo Balboa (5/8/96 vs. COL), Eric Quill (7/8/99 at TB)

ALL-TIME STATISTICS



JEAN-BAPTISTE PIERAZZI

ALL-TIME STATISTICS

ALL-TIME SAN JOSE CLASH/EARTHQUAKES STATS (209-207-116, 705 pts.)

THE CLUB

2014 REVIEW

CLUB HISTORY

OPPONENTS

MEDIA INFO

UNF	POS	PLAYER	GP	GS	MIN	G	A	SHT	SOG	FC	FS	OFF	CK	C	E
8	M	Chris Wondolowski	161	150	13602	89	19	505	234	139	141	109	1	20	0
20	F	Ronald Cerritos	148	142	12382	61	47	327	191	106	168	195	65	6	0
10	F	Landon Donovan	87	78	7247	32	29	192	101	116	169	29	33	16	0
14	F	Dwayne De Rosario	108	73	6984	27	31	232	109	137	154	95	21	11	0
25	F	Brian Ching	56	46	4179	25	11	115	60	115	153	33	3	7	0
11	F	Eric Wynalda	57	51	4673	21	29	156	83	64	100	68	204	10	0
8	M	Jeff Baicher	102	83	6912	20	15	151	74	160	188	44	69	14	0
16	F	Steven Lenhart	72	55	5013	20	8	164	72	134	163	57	3	25	2
24	F	Alan Gordon	64	37	3505	18	10	102	45	131	88	51	0	18	2
19	F	Ryan Johnson	99	71	6569	17	13	145	77	114	88	68	2	10	0
12	M	Ramiro Corrales	250	228	20188	16	32	270	88	338	279	13	67	57	5
11	F	Manny Lagos	79	63	5538	14	17	135	67	79	119	13	2	7	2
11	M	Lawrence Lozano	41	29	2701	14	11	78	44	57	77	52	0	3	0
20	F	Ariel Graziani	28	26	2289	14	5	69	39	56	39	25	5	6	0
10	M	Simon Dawkins	53	40	3620	14	3	129	44	41	64	7	33	4	0
10	F	Arturo Alvarez	80	49	4951	13	7	110	50	83	79	12	60	13	0
9	M	Paul Bravo	31	31	2654	13	5	58	29	36	69	30	2	2	0
9	F	Brian Mullan	83	81	7127	12	23	101	50	167	202	31	1	15	1
6	M	Ronnie Ekelund	91	84	7243	11	16	110	46	148	89	1	16	11	1
3	D	John Doyle	132	129	11385	11	15	105	57	244	138	14	1	24	3
7	4	Khari Stephenson	88	59	5164	10	10	161	50	96	43	8	0	6	0
9	F	Missael Espinoza	26	26	2310	10	5	54	30	33	49	35	23	5	1
21	M	Eddie Lewis	115	100	8867	9	35	156	76	120	175	37	201	7	2
19	D	Troy Dayak	129	122	10830	9	7	70	31	138	75	8	0	20	1
27	M	Dario Brose	56	33	3379	9	6	101	40	52	59	3	50	5	0
6	F	Darren Huckerby	28	27	2269	9	6	49	24	31	31	30	85	4	0
15	F	Alejandro Moreno	31	24	2167	8	4	42	20	39	102	23	1	3	0
16	F	Abdul Thompson Conteh	31	27	2356	8	3	71	41	49	64	33	0	2	0
6	M	Shea Salinas	124	80	7401	6	28	109	41	88	92	11	235	9	2
24	M	Wade Barrett	142	136	12218	6	24	51	22	172	111	3	1	15	1
12	M	Mark Chung	24	23	2053	6	7	32	16	36	39	2	33	2	0
7	M	Ian Russell	131	91	8146	5	20	89	38	157	135	38	4	17	0
4	M	Sam Cronin	140	132	11480	5	12	105	19	167	84	1	54	20	2
12	D	Jeff Agoos	84	81	7349	5	8	47	19	48	82	0	125	14	1
5	D	Victor Bernardez	75	74	6552	5	3	44	12	83	57	3	0	21	2
13	F	Cornell Glen	33	16	1428	5	1	54	24	23	29	30	1	1	0
20	M	Wojtek Krakowiak	25	11	1284	5	0	21	11	37	22	7	2	4	0
30	M	Richard Mulrooney	163	155	14204	4	44	148	58	193	354	9	456	20	2
81	M	Marvin Chavez	42	35	2963	4	14	64	18	60	50	14	127	7	1
14	M	Braeden Cloutier	56	43	3654	4	9	64	27	97	42	3	0	7	1
10	M	Victor Mella	36	30	2776	4	8	52	19	41	70	11	64	4	0
13	M	Shawn Medved	50	27	2650	4	7	37	16	44	38	3	3	3	1
7	M	Ronnie O'Brien	28	28	2286	4	6	62	25	38	33	1	60	4	0
7	F	Cordell Cato	47	26	2607	4	4	39	13	27	31	4	6	2	0
15	F	Junior Agogo	14	6	589	4	3	23	11	21	15	25	2	0	0
2	M	Eddie Robinson	70	65	5544	4	3	21	10	146	97	0	0	15	2
21	F	Raul Diaz Arce	18	16	1416	4	2	44	18	26	13	10	0	1	0
5	D	Oscar Draguicevich	45	34	3080	4	2	19	5	67	45	0	1	13	1
23	F	Atiba Harris	26	13	1245	4	0	33	10	16	14	6	0	1	1
23	M	Mauricio Solis	30	29	2567	4	1	41	15	44	35	2	0	6	1
14	F	Adam Jahn	26	13	1245	4	0	33	10	16	15	6	0	1	1
13	M	Jamil Walker	29	2	602	4	0	22	13	22	10	7	0	1	0
11	M	Bobby Convey	75	72	6438	3	14	52	17	88	88	8	173	16	0
11	F	Khodadad Azizi	20	18	1548	3	4	29	16	19	64	3	1	4	1
9	F	Scott Sealy	40	25	2107	3	4	36	16	23	39	28	0	0	0
14	D	Brandon McDonald	58	54	4703	3	3	28	9	43	34	2	0	6	2
13	M	Ricardo Clark	30	28	2492	3	2	31	6	58	42	1	0	6	0
10	M	Yannick Djalo	18	13	1136	3	2	36	7	11	36	1	1	2	0
22	F	Alejandro Sequeira	14	12	956	3	2	20	10	19	17	8	0	1	0
19	D	Mauricio Wright	37	37	3370	3	2	19	9	66	61	3	0	11	0
55	D	Ike Opara	35	22	2162	3	0	21	7	29	17	5	1	2	0
33	D	Steven Beitashour	87	86	7675	2	16	24	8	76	67	2	4	9	1
30	M	Rafael Baca	79	70	5976	2	9	66	18	51	78	11	46	12	1
11	M	Brad Davis	18	16	1408	2	8	23	11	31	37	5	32	4	0
6	M	Ben Iroha	33	27	2481	2	8	37	20	65	26	4	7	6	0
17	D	Jimmy Conrad	84	70	6716	2	6	30	12	131	63	0	0	21	1
15	D	Justin Morrow	71	63	5776	2	6	16	3	51	49	2	0	4	1
10	M	Christopher Sullivan	24	8	1017	2	6	17	8	16	19	1	3	0	0
10	F	Francisco Uribe	12	8	734	2	5	20	5	9	12	9	0	3	0
17	M	Joey Gjertsen	36	29	2197	2	4	33	11	13	19	2	25	0	0
22	M	Zak Ibsen	41	34	3214	2	4	15	7	53	23	0	0	7	1
8	M	Dominic Kinnear	28	24	1939	2	4	17	6	39	39	1	21	1	0
9	F	Pablo Campos	14	9	611	2	2	11	8	18	17	5	0	2	0
26	D	Jamie Clark	34	27	2395	2	2	6	3	42	22	1	0	8	0

ALL-TIME STATISTICS

UNF	POS	PLAYER	GP	GS	MIN	G	A	SHT	SOG	FC	FS	OFF	CK	C	E
5	D	Ryan Cochrane	53	43	3950	2	2	8	5	67	20	3	0	11	1
12	F	Harut Karapetyan	29	23	1867	2	2	43	20	30	24	16	35	1	0
10	M	Walter Martinez	15	10	919	2	2	16	5	15	30	5	1	1	0
4	M	Chris Roner	27	21	1968	2	2	16	8	26	15	0	0	2	0
23	M	Chris Brown	11	7	561	2	1	15	5	9	7	5	0	0	0
4	D	Richard Gough	19	19	1609	2	1	12	8	28	11	0	0	1	0
7	M	Ramon Sanchez	13	11	978	2	1	9	5	8	13	0	0	1	0
15	M	Altimont Butler	14	4	411	2	0	7	4	12	2	0	0	0	0
4	D	Danny Califf	20	20	1742	2	0	9	5	37	20	0	0	7	1
20	F	John Cunliffe	12	4	389	2	0	10	3	10	8	2	0	1	0
16	F	Kei Kamara	12	11	997	2	0	28	12	25	30	5	0	2	0
17	D	Todd Dunivant	46	43	3990	1	6	26	14	27	29	2	43	3	0
5	D	Michael Emenalo	56	54	4817	1	4	24	12	96	57	5	0	21	0
16	M	Craig Waibel	53	51	4523	1	4	25	11	87	21	0	0	9	2
77	F	Geovanni	12	8	777	1	3	25	13	12	19	1	17	1	0
17	D	Tim Martin	83	81	7140	1	3	17	5	64	88	2	0	4	0
23	M	Jorge Rodas	29	17	1773	1	3	58	25	41	33	4	15	7	0
15	M	Istvan Urbanyi	23	19	1555	1	3	22	9	28	25	0	17	3	1
25	F	Quincy Amarikwa	25	1	609	1	2	11	3	24	12	5	0	5	0
2	F	Bobby Burling	48	45	4013	1	2	22	6	44	28	0	0	9	2
22	M	Kelly Gray	41	34	3147	1	2	28	5	29	17	1	0	5	0
17	F	Cam Weaver	9	5	475	1	2	8	3	12	11	2	0	1	0
11	M	Matias Perez Garcia	6	4	384	1	1	10	3	5	16	0	11	0	0
18	M	Henry Gutierrez	7	4	360	1	1	6	3	6	6	0	0	1	0
11	M	Jair	3	1	60	1	1	1	1	0	2	0	0	0	0
33	F	Julian Nash	10	1	233	1	1	3	3	6	4	1	0	0	0
13	D	Ryan Tinsley	35	29	2687	1	1	3	1	41	25	1	4	5	0
11	F	Zico	7	3	257	1	1	4	3	2	14	3	6	0	0
23	D	Ivan Guerrero	14	13	1014	1	0	8	4	3	11	1	1	0	0
26	M	Paul Holocher	4	2	205	1	0	2	2	3	1	1	0	0	0
25	F	Ellis McLoughlin	10	0	167	1	0	7	2	9	2	0	0	0	0
80	M	Jean-Baptiste Pierazzi	24	23	1982	1	0	17	6	24	12	1	0	3	0
3	D	Chris Leitch	58	56	4877	0	8	6	4	39	28	1	0	7	1
6	M	Martin Vasquez	28	24	2076	0	7	14	4	55	25	1	1	6	0
9	M	Scott Bower	41	14	1577	0	6	24	9	25	18	2	10	4	0
11	M	Ned Grabavoy	24	21	1709	0	4	14	2	21	18	0	8	2	0
1	G	Joe Cannon	171	171	15561	0	3	1	1	4	24	0	0	7	1
2	M	Eric Denton	37	35	3012	0	3	5	2	26	17	2	0	7	0
21	D	Jason Hernandez	165	161	14259	0	3	8	1	116	92	0	1	23	4
11	M	Tressor Moreno	12	6	557	0	3	3	0	3	6	0	13	1	0
19	F	Brian Seba pole	12	0	238	0	3	3	2	3	6	0	0	0	0
23	M	Anthony Ampaipitakwong	12	5	546	0	2	4	2	7	1	0	19	0	0
4	M	Mike Burns	18	18	1660	0	2	13	4	14	13	1	3	5	0
6	D	Arnold Cruz	20	18	1608	0	2	15	5	13	22	0	0	3	1
3	D	Nick Garcia	36	36	3231	0	2	0	0	38	21	0	0	10	0
10	M	Francisco Lima	14	13	1183	0	2	8	2	10	18	0	1	2	0
19	F	Jacob Peterson	9	5	436	0	2	1	0	3	5	0	16	1	0
4	D	James Riley	24	23	2055	0	2	7	4	24	15	1	0	6	2
1	G	Dave Salzwedel	34	30	2847	0	2	0	0	2	5	0	0	1	0
23	D	Michael Zaher	10	8	757	0	2	1	1	4	4	0	0	1	0
28	M	Andre Luiz	16	16	1189	0	1	8	3	15	22	0	7	2	0
23	D	Nana Attakora	14	12	1040	0	1	9	0	10	11	2	0	1	0
1	G	David Bingham	5	4	405	0	1	0	0	0	0	0	0	0	0
18	G	Jon Busch	150	150	13455	0	1	1	1	1	17	0	0	5	0
2	D	Dan Calichman	16	16	1442	0	1	5	2	23	11	0	0	4	0
23	F	Eduardo	8	2	303	0	1	6	1	4	10	4	0	1	0
22	F	Rodrigo Faria	4	3	249	0	1	8	1	6	8	3	0	0	0
12	D	Adam Frye	3	0	117	0	1	0	0	5	2	0	0	1	0
3	D	Dan Gargan	8	6	591	0	1	3	0	8	8	0	0	1	0
17	F	Sam Garza	12	0	205	0	1	7	1	3	3	0	3	1	0
3	D	Kevin Goldthwaite	3	2	147	0	1	1	1	3	2	0	3	1	1
44	D	Clarence Goodson	19	19	1691	0	1	17	4	14	24	0	0	6	0
14	F	Daniel Guzman	3	3	219	0	1	0	0	3	4	9	0	0	0
6	D	Joey Martinez	15	13	995	0	1	1	0	20	6	0	0	2	0
10	M	Travis Mulraine	15	7	622	0	1	5	1	22	10	1	0	2	1
5	M	Brad Ring	37	25	2381	0	1	19	3	38	34	0	0	7	0
21	F	Giovanni Savarese	4	4	303	0	1	11	4	2	4	5	0	0	0
3	D	Jordan Stewart	42	41	3673	0	1	13	1	49	39	1	0	5	0
20	D	Tim Ward	16	14	1329	0	1	3	0	5	12	0	0	0	0
19	M	Jaime Alas	5	1	117	0	0	1	0	0	3	0	2	0	0
14	M	Jean-Marc Alexandre	2	0	8	0	0	0	0	2	0	0	0	0	0
17	D	Chris Aloisi	6	5	495	0	0	3	1	9	8	0	0	2	0
4	D	Rafael Amaya	7	0	97	0	0	1	0	1	2	0	2	0	0
11	M	Mehdi Ballouchy	11	5	384	0	0	3	0	7	6	0	12	1	0
13	F	Devin Barclay	12	2	321	0	0	2	1	2	10	3	0	0	0
26	D	Brandon Barklage	13	10	908	0	0	2	0	12	7	0	0	2	0
15	F	Chris Carrieri	5	0	89	0	0	4	0	0	6	1	0	0	0

THE CLUB

2014 REVIEW

CLUB HISTORY

OPPONENTS

MEDIA INFO

ALL-TIME STATISTICS

THE CLUB

2014 REVIEW

CLUB HISTORY

OPPONENTS

MEDIA INFO

UNF	POS	PLAYER	GP	GS	MIN	G	A	SHT	SOG	FC	FS	OFF	CK	C	E
0	G	Jon Conway	18	17	1551	0	0	0	0	1	0	0	0	0	0
21	M	Tighe Dombrowski	4	0	44	0	0	0	0	0	0	0	0	0	0
5	D	Gabe Eastman	2	1	135	0	0	0	0	0	1	0	0	0	0
19	F	Ryan Edwards	1	0	8	0	0	0	0	0	0	0	0	0	0
7	M	Simon Elliott	15	12	1234	0	0	7	3	8	3	0	13	0	0
7	M	Justin Evans	13	9	860	0	0	5	0	18	11	0	0	1	0
22	M	Carlos Farias	2	1	72	0	0	0	0	2	1	0	0	0	0
23	D	Vicente Figueroa	20	10	1005	0	0	15	2	20	14	2	2	4	1
20	D	Shaun Francis	20	16	1436	0	0	7	1	29	7	0	0	5	0
19	F	Mike Fucito	14	2	308	0	0	8	1	12	3	1	1	3	0
9	F	Gavin Ginton	6	4	287	0	0	6	3	4	3	3	0	0	0
15	F	Luchi Gonzalez	8	0	47	0	0	0	0	0	3	0	0	0	0
77	D	Andreas Gorlitz	3	3	225	0	0	0	0	2	2	0	0	1	0
14	F	Maxwell Griffin	4	0	46	0	0	0	0	0	0	3	0	0	0
9	F	Sercan Guvenisik	5	1	87	0	0	3	0	2	2	1	0	0	0
2	D	Ty Harden	24	20	1822	0	0	8	2	13	8	0	0	2	0
22	M	Wes Hart	25	14	1358	0	0	1	0	25	10	1	0	3	0
18	F	Ryshiem Henderson	3	0	78	0	0	3	1	5	2	0	0	0	0
4	D	Tayt Ianni	7	4	332	0	0	0	0	2	1	0	0	0	0
22	M	Omar Jasseh	5	0	89	0	0	2	1	3	5	1	1	1	0
10	F	Peguero Jean Philippe	3	1	122	0	0	2	0	0	2	0	0	0	0
1	G	Andy Kirk	9	8	755	0	0	0	0	0	1	0	0	0	0
77	F	Jovan Kirovski	9	1	154	0	0	1	0	7	0	2	0	1	0
15	M	JJ Koval	22	9	954	0	0	8	1	15	5	0	0	2	0
1	G	David Kramer	44	44	3866	0	0	1	1	1	5	0	0	0	0
15	F	Roger Levesque	4	0	55	0	0	0	0	0	1	0	0	0	0
1	G	Tom Liner	22	22	1892	0	0	0	0	0	2	0	0	0	0
32	F	Matt Luzunaris	6	0	63	0	0	1	0	3	2	1	0	0	0
10	M	Alberto Montoya	1	1	59	0	0	0	0	1	3	0	0	0	0
4	M	Leighton O'Brien	4	0	62	0	0	0	0	1	0	0	0	0	0
20	D	Curt Onalfo	6	3	179	0	0	0	0	5	1	0	0	1	0
18	G	Pat Onstad	84	84	7640	0	0	2	1	1	13	0	0	1	0
27	M	Danny O'Rourke	13	12	1050	0	0	4	2	35	16	0	0	3	0
16	D	Pablo Pintos	6	6	476	0	0	4	1	6	4	0	1	1	1
27	D	Aaron Pitchkolan	9	6	586	0	0	3	0	10	2	0	0	3	0
27	F	Cesar Diaz Pizarro	1	0	29	0	0	0	0	1	0	1	0	0	0
5	M	Caleb Porter	4	1	72	0	0	0	0	6	2	0	0	2	1
8	M	Antonio Ribeiro	7	7	509	0	0	9	2	7	6	0	0	2	0
18	D	Jamil Roberts	1	0	16	0	0	0	0	0	0	0	0	0	0
30	M	Javier Robles	2	1	61	0	0	2	2	1	1	0	1	0	0
14	M	Esmundo Rodriguez	10	1	263	0	0	1	0	13	4	5	3	2	0
32	F	Billy Schuler	6	1	137	0	0	4	1	0	4	1	0	0	0
8	F	Adam Smarte	3	1	104	0	0	0	0	4	3	0	0	1	0
32	F	Davide Somma	4	0	51	0	0	3	0	5	1	0	0	0	0
22	M	Tommy Thompson	13	8	690	0	0	6	1	4	20	0	0	0	0
20	F	Marcus Tracy	5	0	58	0	0	2	1	3	0	1	0	0	0
6	M	Joe Vide	5	2	274	0	0	0	0	4	2	0	0	0	0
16	D	Tim Weaver	13	13	1170	0	0	2	2	18	13	1	0	3	0
13	G	Andrew Weber	2	2	180	0	0	0	0	0	0	0	0	0	0
28	D	Jed Zayner	1	1	72	0	0	0	0	0	1	0	0	0	0
14	F	Edmundo Zura	1	0	19	0	0	1	0	0	0	0	0	0	0
		Own-goals received			13										
		Team totals	530	530	47967	751	871	6657	2869	7445	7167	1547	2710	922	68
		Opponent totals	530	530	47967	733	806	6885	2860	7331	7256	1442	2821	912	61

SAN JOSE CLASH/EARTHQUAKES INDIVIDUAL GOALKEEPING

UNF	POS	GOALKEEPER	GP	GS	MIN	SHTSSV	GA	GAA	PG	PA	W	L	T	SO
18	G	Pat Onstad	84	84	7640	406 306	92	1.08	7	9	39	17	28	27
1	G	David Bingham	5	4	405	25 19	5	1.11	0	0	4	1	0	0
18	G	Jon Busch	150	150	13455	721 510	194	1.30	19	22	50	50	49	36
1	G	Joe Cannon	171	171	15561	950 693	228	1.32	18	26	66	70	35	44
13	G	Andrew Weber	2	2	180	17 11	3	1.50	0	0	1	0	1	0
0	G	Jon Conway	18	17	1551	101 71	26	1.51	2	2	4	10	3	5
1	G	Dave Salzwedel	34	30	2847	198 125	52	1.64	3	5	15	16	0	6
1	G	Tom Liner	22	22	1892	137 89	37	1.76	2	3	7	14	0	4
1	G	David Kramer	44	44	3866	255 162	76	1.77	4	6	20	24	0	6
1	G	Andy Kirk	9	8	755	56 34	21	2.50	1	1	3	5	0	2
		Team totals	530	530	47967	2861 2016	733	1.38	56	74	209	206	115	128
		Opponent totals	530	530	47967	2869 2018	751	1.41	44	55	206	209	115	129

ALL-TIME STATISTICS

ALL-TIME PENALTY KICKS

Penalties For (53 awarded; 42 goals scored; 79%)

DATE	SHOOTER	GOALIE	RES	MN
05/18/96	Paul Bravo	Mark Dougherty	G	65
07/28/96	Eric Wynalda	Tony Meola	G	39
09/15/96	Eric Wynalda	David Kramer	G	86
03/29/97	Eric Wynalda	Mke Ammann	G	65
04/26/97	Jeff Baicher	Jeff Causey	WL	81
05/22/97	Eric Wynalda	Mark Simpson	G	77
03/28/98	Eric Wynalda	Marcus Hahnemann	G	74
05/16/98	Ronald Cerritos	Jeff Cassar	G	34
07/25/98	Ronald Cerritos	Mike Ammann	S	21
08/21/99	Ronald Cerritos	Walter Zenga	G	14
03/25/00	Ronald Cerritos	Mark Dougherty	G	92+
04/22/00	Ronald Cerritos	Matt Jordan	G	10
04/29/00	Ronald Cerritos	Mark Simpson	G	20
08/02/00	Dario Brose	Mark Dougherty	G	95+
08/30/00	Dario Brose	Kevin Hartman	G	89
05/23/01	Ronald Cerritos	Matt Jordan	WR	36
07/18/01	Ronald Cerritos	Mark Simpson	G	56
08/04/01	Dwayne De Rosario	Adin Brown	S	63
08/08/01	Landon Donovan	Jeff Causey	G	39
05/26/02	Ronnie Ekelund	Zach Thornton	G	60
08/17/02	Ronnie Ekelund	Nick Rimando	G	17
09/21/02	Ronnie Ekelund	Kevin Hartman	S	15
04/26/03	Landon Donovan	Kevin Hartman	G	54
07/26/03	Jeff Agoos	D.J. Countess	G	90
04/03/04	Ronnie Ekelund	Nick Rimando	G	19
05/08/04	Ronnie Ekelund	Jonny Walker	G	58
07/07/04	Landon Donovan	Jeff Cassar	S	95+
08/11/04	Ronnie Ekelund	Henry Ring	G	76
10/02/04	Ronnie Ekelund	Joe Cannon	S	46+
04/02/05	Ronald Cerritos	Matt Reis	G	21
09/21/05	Dwayne De Rosario	Zach Thornton	G	50
10/25/08	Shea Salinas	Greg Sutton	G	91+
04/11/09	Arturo Alvarez	Jon Busch	G	75
06/20/09	Pablo Campos	Donovan Ricketts	G	6
07/25/09	Cornell Glen	Josh Wicks	G	62
09/23/09	Chris Wondolowski	Preston Burpo	G	67
10/03/09	Ryan Johnson	Bouna Coundoul	G	24
04/24/10	Chris Wondolowski	Zach Thornton	G	41
09/25/10	Chris Wondolowski	Stefan Frei	G	3
10/20/10	Chris Wondolowski	Kevin Guppy	G	55
09/10/11	Chris Wondolowski	Sean Johnson	S	53
10/22/11	Chris Wondolowski	Chris Seitz	G	34
3/31/12	Chris Wondolowski	Michael Gspurning	G	24
5/19/12	Chris Wondolowski	Andy Gruenebaum	S	22
5/23/12	Khari Stephenson	Brian Perk	G	82
6/20/12	Chris Wondolowski	Matt Pickens	G	92
7/18/12	Chris Wondolowski	Kevin Hartman	S	62
8/18/12	Chris Wondolowski	Troy Perkins	G	23
9/15/12	Chris Wondolowski	Dan Kennedy	G	40
10/27/12	Chris Wondolowski	Donovan Ricketts	G	24
3/10/13	Chris Wondolowski	Luis Robles	G	92+
7/27/13	Victor Bernardez	Donovan Ricketts	G	55
5/3/14	Chris Wondolowski	David Ousted	G	45
5/25/14	Khari Stephenson	Tally Hall	G	58
8/16/14	Chris Wondolowski	Raul Fernandez	H	49+

Penalties Against (71 total; 53 goals; 75%)

DATE	SHOOTER	GOALIE	RES	MN
05/04/96	Geoff Auger	Tom Liner	G	86
06/01/96	Brian McBride	Dave Salzwedel	G	68
07/20/96	Brian McBride	Dave Salzwedel	G	37
09/15/96	Eduardo Hurtado	Tom Liner	S	78

DATE	SHOOTER	GOALIE	RES	MN
04/05/97	Peter Hattrup	Dave Salzwedel	S	30
04/12/97	Mauricio Cienfuegos	Dave Salzwedel	G	38
05/09/97	Roberto Donadoni	Dave Salzwedel	WL	69
05/22/97	Jaime Moreno	Tom Liner	G	87
08/17/97	Mauricio Cienfuegos	David Kramer	G	80
09/28/97	Paul Bravo	David Kramer	S	34
04/25/98	Giovanni Savarese	David Kramer	G	66
06/03/98	Jaime Moreno	Andy Kirk	G	41
06/27/98	Mauricio Cienfuegos	David Kramer	S	64
08/09/98	Diego Sonora	David Kramer	G	39
04/24/99	Mauricio Cienfuegos	Joe Cannon	S	75
05/27/99	Wolde Harris	David Kramer	G	20
07/04/99	Roy Lassiter	Joe Cannon	S	52
07/31/99	Preki	Joe Cannon	G	70
08/07/99	Mauricio Cienfuegos	Joe Cannon	S	68
09/01/99	Greg Vanney	Joe Cannon	G	71
09/22/99	Henry Zambrano	Joe Cannon	S	44
04/26/00	Raul Diaz Arce	Joe Cannon	G	8
06/17/00	Henry Gutierrez	Joe Cannon	G	45
07/01/00	Robert Warzycha	Joe Cannon	G	83
08/26/00	Luis Hernandez	Jon Conway	G	75
05/05/01	Johnny Torres	Joe Cannon	S	89
05/12/01	Jaime Moreno	Joe Cannon	G	52
07/14/01	Mamadou Diallo	Joe Cannon	G	71
08/08/01	Cate	Joe Cannon	G	44
05/04/02	Jeff Cunningham	Joe Cannon	G	43
05/11/02	Rodrigo Faria	Joe Cannon	G	50
06/01/02	Wolde Harris	Joe Cannon	S	46
08/21/02	Jorge Rodriguez	Joe Cannon	G	43
08/24/02	Mark Chung	Jon Conway	G	93+
09/21/02	Carlos Ruiz	Joe Cannon	G	94+
05/17/03	Brian McBride	Pat Onstad	G	38
05/08/04	Amado Guevara	Pat Onstad	G	64
06/19/04	Ante Razov	Pat Onstad	S	86
07/10/04	Amado Guevara	Pat Onstad	G	93+
04/23/05	Josh Wolff	Pat Onstad	S	60
04/30/05	Jason Kreis	Pat Onstad	G	21
07/20/05	Wolde Harris	Pat Onstad	G	81
09/24/05	Ramon Nunez	Pat Onstad	G	58
10/15/05	Landon Donovan	Pat Onstad	G	68
04/27/08	Mike Magee	Joe Cannon	G	79
05/31/08	Javier Morales	Joe Cannon	S	3
05/31/08	Dema Kovalenko	Joe Cannon	G	73
07/19/08	Amado Guevara	Joe Cannon	S	69
10/02/08	Kenny Cooper	Joe Cannon	G	89
07/25/09	Christian Gomez	Joe Cannon	G	3
09/18/09	Conor Casey	Joe Cannon	G	95+
09/23/09	Conor Casey	Joe Cannon	G	93+
04/30/11	Sebastien Le Toux	Jon Busch	G	76
07/23/11	Alvaro Saborio	Jon Busch	G	63
08/13/11	Caleb Folan	Jon Busch	G	39
09/17/11	Brad Davis	Jon Busch	G	47
3/17/12	Brad Davis	Jon Busch	G	14
7/18/12	Jair Benitez	Jon Busch	M	94
7/22/12	Barry Robson	Jon Busch	G	62
8/18/12	Patrice Bernier	Jon Busch	G	72
10/06/12	Andre Akpan	Jon Busch	G	92
6/22/13	Chris Pontius	Jon Busch	G	11
8/24/13	Michel	Jon Busch	G	72
8/31/13	Robbie Keane	Jon Busch	G	43
3/22/14	Dom Dwyer	Jon Busch	G	57
5/3/14	Pedro Morales	Jon Busch	G	19
5/31/14	Fabian Castillo	Jon Busch	S	47+
6/7/14	Jermain Defoe	Jon Busch	G	27
7/11/14	Eddie Johnson	Jon Busch	G	12
7/19/14	Bradley Wright-Phillips	Jon Busch	G	33
8/30/14	Javier Morales	Jon Busch	G	36
9/10/14	Pedro Morales	Jon Busch	G	39
9/14/14	Robbie Keane	Jon Busch	C	37
10/8/14	Diego Valeri	Jon Busch	G	51

THE CLUB

2014 REVIEW

CLUB HISTORY

OPPONENTS

MEDIA INFO



TM

SINCE
1974

SEASON REVIEWS



SHEA SALINAS

1996 SEASON IN REVIEW

THE CLUB

2014 REVIEW

CLUB HISTORY


OPPONENTS

MEDIA INFO

Regular Season Record: 15-17, 35 Points
 Home: 10-7 Away: 5-10
 Overall Record: 18-21

Date	Opponent	Score	Result	Attend.	W-L	Pts.
April 6	D.C. UNITED	1-0	W	31,683	1-0	3
April 14	at Dallas	0-0 (1-2)	L	27,779	1-1	3
April 21	KANSAS CITY	2-2 (7-8)	L	17,580	1-2	3
April 28	at Los Angeles	1-2	L	40,347	1-3	3
May 4	at New England	2-1	W	16,334	2-3	6
May 8	COLORADO	3-1	W	12,972	3-3	9
May 12	LOS ANGELES	1-2	L	31,728	3-4	9
May 18	at Tampa Bay	2-3	L	12,047	3-5	9
May 26	BAYER LEVERKUSEN(I)	3-4	L	10,389	---	---
May 29	KANSAS CITY	2-1	W	10,299	4-5	12
June 1	COLUMBUS	2-2 (2-1)	W	16,077	5-5	13
June 6	at D.C. United	1-3	L	5,845	5-6	13
June 8	at Dallas	1-4	L	25,187	5-7	13
June 12	UNAM PUMAS(I)	2-1	W	11,955	---	---
June 16	at MetroStars	1-0	W	18,404	6-7	16
June 23	D.C. UNITED	2-1	W	14,088	7-7	16
June 30	TAMPA BAY	4-0	W	19,380	8-7	16
July 6	NEW ENGLAND	1-1 (3-4)	L	18,813	8-8	16
July 17	at Colorado	2-1	W	6,117	9-8	19
July 20	at Columbus	4-3	W	18,156	10-8	22
July 24	METROSTARS	0-1	L	15,096	10-9	22
July 28	at MetroStars	1-4	L	21,212	10-10	22
July 31	at New England	0-2	L	12,871	10-11	22
Aug. 11	NEW ENGLAND	6-1	W	12,099	11-11	25
Aug. 15	at Kansas City	1-4	L	8,250	11-12	25
Aug. 18	at Columbus	0-2	L	16,629	11-13	25
Aug. 22	DALLAS	0-0 (3-2)	W	13,359	12-13	26
Aug. 25	COLORADO	1-0	W	12,369	13-13	29
Sept. 1	LOS ANGELES	1-1 (1-3)	L	26,184	13-14	29
Sept. 8	at Colorado	3-1	W	8,990	14-14	32
Sept. 11	DALLAS	2-2 (1-3)	L	10,894	14-15	32
Sept. 15	at Los Angeles	2-4	L	14,179	14-16	32
Sept. 18	TAMPA BAY	1-1 (1-3)	L	13,091	14-17	32
Sept. 21	KANSAS CITY	0-0 (2-1)	W	18,594	15-17	35
Sept. 26	LOS ANGELES#	1-0	W	17,209		
Sept. 29	at Los Angeles#	0-2	L	27,833		
Oct. 2	at Los Angeles#	0-2	L	30,231		
Oct. 30	at Quan Xing(I)	3-0	W	35,000 (e)		
Nov. 5	at Beijing Guoan(I)	0-1	L	20,000 (e)		

(I) International Exhibition
 # MLS Cup Playoffs
 (e) Estimated



STATISTICAL LEADERS

Goals
 Paul Bravo 13
 Eric Wynalda 10
 Missael Espinosa 10

Assists
 Eric Wynalda 13
 Ben Iroha 8

Points
 Eric Wynalda 33
 Paul Bravo 31

GW Goals
 Paul Bravo 4
 Eric Wynalda 3
 Missael Espinosa 3

Shots
 Eric Wynalda 68
 Paul Bravo 58

Shots on Goal
 Eric Wynalda 38
 Missael Espinosa 30

Shootout Goals
 Eric Wynalda 5
 Ben Iroha 4

Appearances
 Tim Martin 32
 Paul Bravo 31

Games Started
 Tim Martin 32
 Paul Bravo 31

Minutes Played
 Tim Martin 2,871
 Paul Bravo 2,654

Fouls Committed
 John Doyle 59
 Ben Iroha 54

Fouls Suffered
 Paul Bravo 69
 Eric Wynalda 55

Corner Kicks
 Eric Wynalda 107
 Missael Espinosa 23

Cautions
 Michael Emenalo 13
 Jorge Rodas 7

GOALKEEPERS

Appearances
 Tom Liner 20
 Dave Salzwedel 14

Games Started
 Tom Liner 20
 Dave Salzwedel 12

Saves
 Tom Liner 75
 Dave Salzwedel 53

Goals-Against Average
 Dave Salzwedel 1.31
 Tom Liner 1.73

1996 SEASON IN REVIEW

FINAL 1996 REGULAR SEASON INDIVIDUAL STATS

UNF	POS	PLAYER	GP	GS	MIN	G	A	PTS	SHT	SOG	FC	FS	OF	CK	C	E
11	F	Eric Wynalda	27	26	2326	10	13	33	68	38	39	55	40	107	6	0
9	M	Paul Bravo	31	31	2654	13	5	31	58	29	36	69	30	2	2	0
7	F	Missael Espinoza	26	26	2310	10	5	25	54	30	33	49	35	23	5	1
3	D	John Doyle	30	30	2652	3	6	12	27	13	59	37	3	0	6	1
6	M	Ben Iroha	29	24	2194	2	8	12	34	20	54	26	4	5	6	0
12	D	Troy Dayak	25	25	2232	2	3	7	20	8	27	16	3	0	3	0
8	M	Jeff Baicher	30	28	2180	3	1	7	28	12	48	50	10	10	2	0
23	M	Jorge Rodas	29	17	1773	1	3	5	58	25	41	33	4	15	7	0
15	M	Altimont Butler	14	4	411	2	0	4	7	4	12	2	0	0	0	0
21	M	Eddie Lewis	25	13	1253	0	3	3	14	7	18	23	3	7	0	1
22	M	Ramiro Corrales	11	5	461	1	1	3	4	4	9	5	0	0	1	0
	M	Henry Gutierrez	7	4	360	1	1	3	6	3	6	6	0	0	1	0
5	D	Michael Emenalo	29	28	2534	0	2	2	14	8	53	32	3	0	13	0
15	M	Victor Mella	5	5	426	0	2	2	8	3	5	7	1	8	0	0
26	M	Paul Holocher	4	2	205	1	0	2	2	2	3	1	1	0	0	0
17	D	Tim Martin	32	32	2871	1	0	2	10	3	26	40	0	0	2	0
1	GK	Dave Salzwedel	14	12	1168	0	1	1	0	0	1	1	0	0	0	0
1	GK	Tom Liner	20	20	1712	0	0	0	0	0	0	2	0	0	0	0
5	D	Oscar Draguicevich	19	17	1416	0	0	0	4	0	37	26	0	1	5	1
19	M	Tayt Ianni	6	3	287	0	0	0	0	0	2	1	0	0	0	0
4	D	Rafael Amaya	7	0	97	0	0	0	1	0	1	2	0	2	0	0
18	F	Ryshiem Henderson	3	0	78	0	0	0	3	1	5	2	0	0	0	0
		TOTALS				50	54	154	420	210	515	485	137	180	59	4
		OPPONENT TOTALS				50	53	153	459	198	490	512	50	168	56	4

GAME-WINNING GOALS: Paul Bravo 4, Eric Wynalda 3, Missael Espinoza 3, Jeff Baicher 2

GAME-WINNING ASSISTS: Ben Iroha 3, Eric Wynalda 2, Michael Emenalo 2, Troy Dayak 2, Jorge Rodas 1, Victor Mella 1, Missael Espinoza 1, John Doyle 1, Jeff Baicher 1

PENALTY KICK GOALS/ATTEMPTS: Eric Wynalda 2-2, Paul Bravo 1-1

INDIVIDUAL GOALKEEPING

UNF	GOALKEEPER	GP	MIN	SHTS	SVS	C/P	GA	GAA	PG	PA	SG	SA	W	L	SO	SHO REC
1	Dave Salzwedel	14	1168	80	53	51	17	1.31	2	2	9	21	9	4	4	2-2
1	Tom Liner	20	1712	119	75	63	33	1.73	1	2	18	35	7	12	4	1-4
	TOTALS	34	2880	199	128	114	50	1.56	3	4	27	56	16	16	8	3-6

COACHES

COACH	W	L	PCT.	PTS.	SHO RECORD
Laurie Calloway	15	17	.469	39	3-6

Home Attendance (MLS Regular Season Games Only): 275,712 (16 games)

Home Average (MLS Regular Season Games Only): 17,232

SEASON HIGHLIGHTS

12/7/95 – Laurie Calloway named first head coach of San Jose and John Doyle and Michael Emenalo (Nigeria) are allocated to San Jose as first players in club history.

2/17 – San Jose makes first trade in MLS history, trading Rhett Harty and a draft pick for Troy "The Beast" Dayak.

4/6 – San Jose defeats D.C. United in MLS' Inaugural Game, 1-0, on a goal by Eric Wynalda before a crowd of 31,683, at the time a record attendance for a sporting event in San Jose.

5/12 – Match between San Jose and Los Angeles Galaxy attracts record crowd of 31,728, an attendance that still stands as the largest in team history and the largest for a sporting event in San Jose.

8/11 – Set team record with six goals against New England at Spartan Stadium for 6-1 victory.

9/26 – San Jose defeats LA, 1-0, in first-ever MLS playoff match at Spartan Stadium on a goal by Tayt Ianni.

MLS ALL-STARS

D John Doyle
F Paul Bravo
F Eric Wynalda

SEASON END AWARDS

Local

Defender of the Year -- John Doyle
Budweiser Scoring Champion -- Eric Wynalda
Honda Most Valuable Player -- Missael Espinoza

National

Best XI -- John Doyle
Defender of the Year -- John Doyle
MLS Operations Executive of the Year -- Peter Bridgewater

1997 SEASON IN REVIEW

THE CLUB

2014 REVIEW

CLUB HISTORY

OPPONENTS

MEDIA INFO

Regular Season Record: 12-20, 30 Points
 Home: 6-9 Away: 6-11
 Overall Record: 14-22-2

Date	Opponent	Score	Result	Attend.	W-L	Pts.
March 22	METROSTARS	0-0 (4-3)	W	23,501	1-0	1
March 29	at Kansas City	2-2 (3-4)	L	10,198	1-1	1
April 5	at Dallas	1-2	L	6,195	1-2	1
April 12	LOS ANGELES	4-1	W	17,628	2-2	4
April 19	at Columbus	1-1 (1-2)	L	18,358	2-3	4
April 26	at D.C. United	2-2 (2-0)	W	24,775	3-3	5
May 3	COLUMBUS	1-3	L	14,295	3-4	5
May 9	at MetroStars	1-0	W	14,724	4-4	8
May 13	ASTON VILLA(I)	1-1	T	13,522	---	---
May 16	NEW ENGLAND	1-1 (0-3)	L	10,532	4-5	8
May 18	at Los Angeles	1-1 (2-3)	L	10,333	4-6	8
May 22	at D.C. United	1-3	L	12,214	4-7	8
June 1	D.C. UNITED	2-3	L	14,071	4-8	8
June 4	at Seattle Sounders*	0-0 (1-2)	L	6,601	---	---
June 8	KANSAS CITY	2-3	L	11,629	4-9	8
June 15	at Kansas City	3-1	W	7,431	5-9	11
June 21	at Tampa Bay	1-3	L	9,462	5-10	11
June 28	DALLAS	3-1	W	11,941	6-10	14
July 4	at Colorado	1-3	L	36,252	6-11	14
July 6	NEW ENGLAND	3-2	W	11,753	7-11	17
July 13	TAMPA BAY	2-2 (3-5)	L	12,771	7-12	17
July 18	at Dallas	1-3	L	7,371	7-13	17
July 20	at Tampa Bay	1-3	L	8,781	7-14	17
July 25	COLORADO	1-2	L	11,003	7-15	17
July 27	at Central Coast Roadrunners%	5-2	W	7,112	---	---
Aug. 3	at New England	5-1	W	22,673	8-15	20
Aug. 9	COLUMBUS	1-1 (4-3)	W	11,799	9-15	21
Aug. 17	at Los Angeles	3-2	W	22,621	10-15	24
Aug. 20	S.F. BAY SEALS%	1-2	L	4,327	---	---
Aug. 24	KANSAS CITY	2-2 (1-2)	L	13,605	10-16	24
Aug. 29	at MetroStars	0-3	L	14,511	10-17	24
Sept. 6	METROSTARS	4-0	W	14,020	11-17	27
Sept. 11	DALLAS	0-1	L	7,955	11-18	27
Sept. 17	at Colorado	2-1	W	6,955	12-18	30
Sept. 21	LOS ANGELES	2-3	L	20,117	12-19	30
Sept. 24	at California Jaguars*	3-1	W	5,140	---	---
Sept. 28	COLORADO	1-3	L	10,926	12-20	30
Nov. 7	ATLAS(I)	1-1	T	11,533	---	---

(I) International Exhibition
 * A-League/USISL Exhibition
 % US Open Cup



STATISTICAL LEADERS

Goals

Goals	
Ronald Cerritos.....	12
Baicher/Lozzano.....	10

Assists

Eddie Lewis.....	14
Eric Wynalda.....	11

Points

Ronald Cerritos.....	34
Lawrence Lozzano.....	30

GW Goals

Lawrence Lozzano.....	3
Ronald Cerritos.....	2

Shots

Jeff Baicher.....	74
Lawrence Lozzano.....	65

Shots on Goal

Jeff Baicher.....	36
Lawrence Lozzano.....	36

Shootout Goals

Jeff Baicher.....	4
Shawn Medved.....	4

Appearances

Jeff Baicher.....	32
Shawn Medved.....	31

Games Started

Tim Martin.....	28
John Doyle.....	27

Minutes Played

Tim Martin.....	2,422
John Doyle.....	2,376

Fouls Committed

John Doyle.....	51
Michael Emenalo.....	43

Fouls Suffered

Lawrence Lozzano.....	58
Jeff Baicher.....	54

Cautions

John Doyle.....	8
Michael Emenalo.....	8

Corner Kicks

Eddie Lewis.....	60
Eric Wynalda.....	29

GOALKEEPERS

Appearances

Dave Salzwedel.....	20
David Kramer.....	12

Games Started

Dave Salzwedel.....	18
David Kramer.....	12

Saves

Dave Salzwedel.....	72
David Kramer.....	45

Goals-Against Average

David Kramer.....	1.76
Dave Salzwedel.....	1.88

1997 SEASON IN REVIEW

FINAL 1997 REGULAR SEASON INDIVIDUAL STATS

UNF	POS	PLAYER	GP	GS	MIN	G	A	PTS	SHT	SOG	FC	FS	OF	CK	C	E	CP
20	F	Ronald Cerritos	22	22	1847	12	10	34	40	21	15	28	34	5	0	0	0
9	M	Lawrence Lozzano	29	23	2096	10	10	30	65	36	39	58	40	0	2	0	0
8	M	Jeff Baicher	32	20	2031	10	2	22	74	36	37	54	19	24	4	0	8
11	F	Eric Wynalda	14	9	923	5	11	21	28	14	8	19	10	29	2	0	4
21	M	Eddie Lewis	29	26	2233	2	14	18	35	21	37	41	17	60	0	1	0
13	M	Shawn Medved	31	15	1591	4	4	12	30	15	18	25	3	2	0	1	4
10	M	Christopher Sullivan	24	8	1017	2	6	10	17	8	16	19	1	3	0	0	0
7	M	Dominic Kinnear	28	24	1939	2	4	8	17	6	39	39	1	21	1	0	0
12	D	Troy Dayak	21	21	1817	3	2	8	18	9	28	15	2	0	3	0	4
15	M	Istvan Urbanyi	23	19	1555	1	3	5	22	9	28	25	0	17	3	1	8
3	D	John Doyle	27	27	2376	2	1	5	21	12	51	25	1	1	8	0	8
5	D	Michael Emenalo	27	26	2283	1	2	4	10	4	43	25	2	0	8	0	16
17	D	Tim Martin	28	28	2422	0	3	3	7	2	25	20	2	0	2	0	0
19	F	Zico	7	3	257	1	1	3	4	3	2	14	3	6	0	0	0
6	D	Arnold Cruz	20	18	1608	0	2	2	15	6	13	22	0	0	3	1	8
5	D	Oscar Draguicevich	13	10	890	0	1	1	6	0	18	12	0	0	3	0	4
1	GK	Dave Salzwedel	20	18	1679	0	1	1	0	0	1	4	0	0	1	0	4
	F	Daniel Guzman	3	3	219	0	1	1	0	0	3	4	9	0	0	0	0
22	D	Ramiro Corrales	14	11	1033	0	0	0	10	4	21	13	0	2	2	0	4
24	GK	David Kramer	12	12	1021	0	0	0	1	1	0	0	0	0	0	0	0
6	MD	Ben Iroha	4	3	287	0	0	0	3	0	11	0	0	2	0	0	0
1	GK	Tom Liner	2	2	180	0	0	0	0	0	0	0	0	0	0	0	0
4	D	Curt Onalfo	6	3	179	0	0	0	0	0	5	1	0	0	1	0	4
19	M	Tayt Ianni	1	1	45	0	0	0	0	0	0	0	0	0	0	0	0
14	M	Esmundo Rodriguez	1	0	5	0	0	0	0	0	0	0	0	0	0	0	0
		TOTALS				55	78	188	423	207	458	463	144	172	43	4	76
		OPPONENT TOTALS				59	73	191	418	205	463	457	115	163	54	3	

GAME-WINNING GOALS: Lawrence Lozzano 3, Ronald Cerritos 2, Eric Wynalda 1, Christopher Sullivan 1, John Doyle 1, Jeff Baicher 1

GAME-WINNING ASSISTS: Lawrence Lozzano 3, Eddie Lewis 3, Eric Wynalda 2, Ronald Cerritos 2, Shawn Medved 1, Dominic Kinnear 1

PENALTY KICK GOALS/ATTEMPTS: Eric Wynalda 2-2, Jeff Baicher 0-1

INDIVIDUAL GOALKEEPING

UNF	GOALKEEPER	GP	MIN	SHTS	SVS	C/P	GA	GAA	PG	PA	SG	SA	W	L	SO	SHO REC
1	Dave Salzwedel	20	1679	118	72	54	35	1.88	1	3	17	34	7	11	2	2-4
1	Tom Liner	2	180	19	14	8	4	2.00	1	1	3	4	0	2	0	0-1
24	David Kramer	12	1021	68	45	50	20	1.76	1	2	5	14	5	7	1	1-1
	TOTALS	34	2880	205	131	112	59	1.84	3	6	25	52	12	20	3	3-6

COACHES

COACH	W	L	PCT.	PTS.	SHO RECORD
Brian Quinn	7	10	.412	19	1-2
Laurie Calloway	5	10	.333	11	2-4

Home Attendance (MLS Regular Season Games Only): 217,546 (16 games)

Home Average (MLS Regular Season Games Only): 13,597

SEASON HIGHLIGHTS

4/12 -- Ronald Cerritos makes MLS debut and scores goal against Los Angeles at home.

6/15-8/24 -- Cerritos has 11-game point-scoring streak, setting the San Jose club record and MLS record.

7/27 -- Team made first-ever appearance in U.S. Open Cup, defeating Central Coast Roadrunners 5-2 in San Luis Obispo.

7/27-8/17 -- Quakes have four-game winning streak that includes one U.S. Open Cup win and three MLS wins, defeating Central Coast (Open Cup), New England, Columbus and Los Angeles.

-- For second straight season, San Jose had three players score 10-plus goals: Ronald Cerritos (12), Lawrence Lozzano (10) and Jeff Baicher (10).

MLS ALL-STARS

D John Doyle
F Ronald Cerritos

PLAYERS OF THE WEEK

Dave Salzwedel, Eric Wynalda

SEASON END AWARDS

Local

Defender of the Year -- Arnold Cruz
Budweiser Scoring Champion -- Ronald Cerritos
Honda Most Valuable Player -- Ronald Cerritos
Geneva McAlavey Award -- Dave Salzwedel

National

Best XI -- Ronald Cerritos

1998 SEASON IN REVIEW

THE CLUB

2014 REVIEW

CLUB HISTORY

OPPONENTS

MEDIA INFO

Regular Season Record: 13-19, 33 Points
 Home: 7-8 Away: 6-11
 Overall Record: 17-22-1

Date	Opponent	Score	Result	Attend.	W-L	Pts.
March 21	at Los Angeles	3-3 (1-3)	L	36,281	0-1	0
March 28	COLORADO^A	2-2 (3-4)	L	15,028	0-2	0
April 5	DALLAS^A	1-1 (2-3)	L	10,089	0-3	0
April 11	CHICAGO^A	1-0	W	9,937	1-3	3
April 18	at Dallas	2-1	W	12,936	2-3	6
April 25	at MetroStars	3-4	L	17,380	2-4	6
April 29	at D.C. United	1-3	L	9,755	2-5	6
May 3	NEW ENGLAND	1-3	L	13,563	2-6	6
May 5	vs. Chivas(I) (at Portland, Ore.)	1-1	T	10,093	---	---
May 9	at Colorado	3-2	W	11,543	3-6	9
May 16	MIAMI	2-0	W	23,861	4-6	12
May 23	at Kansas City	1-0	W	10,333	5-6	15
May 25	at Central Coast Roadrunners*	2-0	W	2,315	---	---
May 30	at Columbus	1-4	L	10,892	5-7	15
June 3	D.C. UNITED	0-4	L	10,191	5-8	15
June 6	at Colorado	0-2	L	18,473	5-9	15
June 11	at Chicago	2-5	L	7,598	5-10	15
June 14	at Vancouver*	3-1	W	1,200 (e)	---	---
June 27	LOS ANGELES	1-2	L	22,694	5-11	15
June 30	at S.F. Bay Seals*	3-0	W	1,492	---	---
July 3	COLUMBUS	1-1 (4-2)	W	10,326	6-11	16
July 7	at El Paso%	2-0	W	3,175	---	---
July 10	MORELIA(I)	2-3	L	14,832	---	---
July 15	at Miami	2-2 (2-3)	L	8,078	6-12	16
July 18	TAMPA BAY	0-1	L	10,136	6-13	16
July 22	CHICAGO% (AT DALLAS)	1-1 (3-4)	L	3,812	---	---
July 25	KANSAS CITY	1-1 (3-0)	W	10,182	7-13	17
July 29	CHICAGO	3-0	W	12,299	8-13	20
Aug. 5	at New England	0-3	L	14,163	8-14	20
Aug. 9	METROSTARS	5-1	W	9,102	9-14	23
Aug. 15	at Chicago	1-2	L	16,610	9-15	23
Aug. 22	DALLAS	1-1 (2-0)	W	11,706	10-15	24
Aug. 29	COLORADO	1-3	L	15,101	10-16	24
Sept. 3	at Tampa Bay	1-2	L	5,880	10-17	24
Sept. 5	at Kansas City	1-5	L	6,755	10-18	24
Sept. 13	at Dallas	3-1	W	10,325	11-18	27
Sept. 16	LOS ANGELES	0-0 (3-4)	L	15,893	11-19	27
Sept. 20	at Los Angeles	1-0	W	11,123	12-19	30
Sept. 27	KANSAS CITY	2-0	W	18,362	13-19	33
Nov. 18	TOLUCA(I)	0-2	L	15,431	---	---

(I) International Exhibition
 * A-League/USISL Exhibition
 % US Open Cup
 ^ Played at Stanford Stadium
 (e) Estimated



STATISTICAL LEADERS

Goals
 Ronald Cerritos..... 13
 Eric Wynalda..... 6

Assists
 Ronald Cerritos..... 12
 Martin Vasquez..... 7

Points
 Ronald Cerritos..... 38
 Eric Wynalda..... 17

GW Goals
 Ronald Cerritos..... 5
 Braeden Cloutier..... 3

Shots
 Ronald Cerritos..... 87
 Eric Wynalda..... 60

Shots on Goal
 Ronald Cerritos..... 50
 Eric Wynalda..... 31

Shootout Goals
 Eddie Lewis..... 5
 Victor Mella..... 4

Appearances
 Eddie Lewis..... 32
 Ronald Cerritos..... 31
 Victor Mella..... 31

Games Started
 Eddie Lewis..... 32
 Ronald Cerritos..... 30

Minutes Played
 Eddie Lewis..... 2,835
 Ronald Cerritos..... 2,702

Fouls Committed
 Martin Vasquez..... 55
 Braeden Cloutier..... 53

Fouls Suffered
 Eddie Lewis..... 63
 Braeden Cloutier..... 63

Cautions
 John Doyle..... 6
 Martin Vasquez..... 6

Corner Kicks
 Eric Wynalda..... 68
 Eddie Lewis..... 60

GOALKEEPERS

Appearances
 David Kramer..... 24
 Andy Kirk..... 9

Games Started
 David Kramer..... 24
 Andy Kirk..... 8

Saves
 David Kramer..... 82
 Andy Kirk..... 34

Goals-Against Average
 David Kramer..... 1.65
 Andy Kirk..... 2.50

1998 SEASON IN REVIEW

FINAL 1998 REGULAR SEASON INDIVIDUAL STATS

UNF	POS	PLAYER	GP	GS	MIN	G	A	PTS	SHT	SOG	FC	FS	OF	CK	C	E	CP	
20	F	Ronald Cerritos	31	30	2702	13	12	38	87	50	14	38	41	5	4	0	13	
22	F	Eric Wynalda	16	16	1424	6	5	17	60	31	17	26	18	68	2	0	8	
15	M	Victor Mella	31	25	2350	4	6	14	44	16	36	63	10	56	4	0	17	
17	M	Braeden Cloutier	30	25	2078	3	5	11	44	21	53	30	3	0	1	0	4	
23	M	Jeff Baicher	20	15	1099	4	3	11	20	11	33	36	11	3	3	0	13	
21	M	Eddie Lewis	32	32	2835	3	4	10	52	23	29	63	8	60	3	0	13	
10	F	Francisco Uribe	12	8	734	2	5	9	20	5	9	12	9	0	3	0	10	
23	F	Lawrence Lozzano	12	6	605	4	1	9	13	8	18	19	12	0	1	0	4	
5	D	Oscar Draguicevich	13	7	774	4	1	9	9	5	12	7	0	0	5	0	23	
6	M	Martin Vasquez	28	24	2076	0	7	7	14	4	55	25	1	1	6	0	27	
24	D	Wade Barrett	26	22	1921	2	2	6	12	6	31	20	0	0	2	1	8	
4	D	Richard Gough	19	19	1609	2	1	5	12	8	28	11	0	0	1	0	4	
3	D	John Doyle	28	27	2431	1	2	4	23	13	46	31	3	0	6	0	26	
13	M	Shawn Medved	19	12	1059	0	3	3	7	1	26	13	0	1	3	0	13	
19	F	Brian Sebapole	12	0	238	0	3	3	3	2	3	6	0	0	0	0	0	
19	D	Troy Dayak	11	7	607	0	1	1	2	2	11	4	0	0	0	0	0	
13	M	Vicente Figueroa	20	10	1005	0	0	0	15	2	20	14	2	2	4	1	16	
16	D	Tim Weaver	12	12	1080	0	0	0	2	2	17	13	1	0	3	0	13	
15	F	Harut Karapetyan	5	1	123	0	0	0	2	1	4	0	0	0	0	0	0	
7	M	Esmundo Rodriguez	3	0	52	0	0	0	1	0	2	0	0	0	1	0	3	
1	GK	David Kramer	24	24	2125	0	0	0	0	0	1	5	0	0	0	0	0	
8	D	Tim Martin	23	21	1847	0	0	0	0	0	13	28	0	0	0	0	0	
22	GK	Andy Kirk	9	8	755	0	0	0	0	0	0	1	0	0	0	0	0	
10	M	Alberto Montoya	1	1	59	0	0	0	0	0	1	3	0	0	0	0	0	
TOTALS						48	61	157	442	211	479	468	119	196	52	2	215	
OPPONENT TOTALS						60	85	205	407	188	498	455	101	181	53	7		

GAME-WINNING GOALS: Ronald Cerritos 5, Braeden Cloutier 3, Lawrence Lozzano 1, Oscar Draguicevich 1
GAME-WINNING ASSISTS: Francisco Uribe 2, Ronald Cerritos 2, Jeff Baicher 2, Martin Vasquez 1, Brian Sebapole 1, Victor Mella 1, Richard Gough 1, Oscar Draguicevich 1, John Doyle 1
PENALTY KICK GOALS/ATTEMPTS: Ronald Cerritos 1-2, Eric Wynalda 1-1

INDIVIDUAL GOALKEEPING

UNF	GOALKEEPER	GP	MIN	SHTS	SVS	C/P	GA	GAA	PG	PA	SG	SA	W	L	T	SO	OT REC
1	*David Kramer	24	2125	132	82	66	39	1.65	2	3	19	37	10	14	0	5	3-5-0
22	*Andy Kirk	9	755	56	34	17	21	2.50	1	1	0	0	3	5	0	2	0-0-0
TOTALS		33	2880	188	116	83	60	1.88	3	4	19	37	13	19	0	7	3-5-0

COACHES

COACH	W	L	T	PCT.	PTS.	OT RECORD
Brian Quinn	13	19	0	.406	33	3-5-0

Home Attendance (MLS Regular Season Games Only): 218,450 (16 games)

Home Average (MLS Regular Games Only): 13,653

SEASON HIGHLIGHTS

5/16 -- San Jose attracted a season-high crowd of 23,861 for game against Miami Fusion, a 2-0 victory. Ronald Cerritos netted both goals.
 -- Ronald Cerritos finished ninth in MLS scoring race with 13 goals and 12 assists for 38 points. He finished eighth in MLS in goals scored with 13.
 -- Forward Eric Wynalda left for a month in May and June to play in the World Cup in France. Wynalda appeared in two games, starting against Germany and coming on as a sub against Yugoslavia.
 -- Cerritos scored a point in seven straight games from Aug. 9-Sept 13.
 -- Goalkeeper David Kramer put together a 341-minute scoreless streak from Sept. 13-27, his longest of the season.
 11/18 -- MLS and Clash announce that Kraft Group Sports will take over operation of the team.

MLS ALL-STAR
 D Richard Gough

Season End Awards

Local
 Defender of the Year -- Richard Gough
 Budweiser Scoring Champion -- Ronald Cerritos
 Honda Most Valuable Player -- Ronald Cerritos
 Geneva McAlavey Award -- Wade Barrett
 Fit Player Award -- Eddie Lewis

National
 MLS Trainer of the Year -- Bruce Morgan

THE CLUB

2014 REVIEW

CLUB HISTORY

OPPONENTS

MEDIA INFO

1999 SEASON IN REVIEW

THE CLUB

2014 REVIEW

CLUB HISTORY

OPPONENTS

MEDIA INFO

Regular Season Record: 19-13, 37 Points
 Home: 13-4 Away: 6-9
 Overall Record: 20-14

Date	Opponent	Score	Result	Attend.	W-L	Pts.
March 20	CHICAGO	1-3	L	15,238	0-1	0
March 27	COLORADO	2-2 (4-3)	W	8,841	1-1	1
April 3	LOS ANGELES	1-1 (4-2)	W	12,017	2-1	2
April 10	at Kansas City	1-1 (2-0)	W	4,815	3-1	3
April 17	at D.C. United	1-1 (4-2)	W	35,167	4-1	4
April 24	at Los Angeles	0-1	L	16,700	4-2	4
April 30	DALLAS	1-1 (3-2)	W	10,071	5-2	5
May 9	COLUMBUS	1-2	L	9,931	5-3	5
May 15	at Dallas	1-2	L	16,372	5-4	5
May 22	DALLAS	1-1 (3-1)	W	12,133	6-4	6
May 27	at Colorado	2-4	L	4,746	6-5	6
June 3	COLORADO	4-3	W	6,824	7-5	9
June 7	at Seattle Sounders*	0-0 (3-1)	W	2,002	---	---
June 12	TAMPA BAY	1-1 (1-0)	W	14,472	8-5	10
June 19	at Chicago	0-2	L	13,141	8-6	10
June 26	at Miami	2-1	W	7,287	9-6	13
June 30	COLUMBUS	3-3 (1-2)	L	15,397	9-7	13
July 4	D.C. UNITED [^]	1-1 (3-2)	W	73,123	10-7	14
July 8	at Tampa Bay	1-2	L	8,455	10-8	14
July 23	at Chicago	2-2 (2-0)	W	8,329	11-8	15
July 31	at Kansas City	2-2 (1-2)	L	9,014	11-9	15
Aug. 7	LOS ANGELES	1-4	L	15,646	11-10	15
Aug. 12	at New England	2-1	W	13,427	12-10	18
Aug. 21	NEW ENGLAND	2-1	W	10,112	13-10	21
Aug. 25	UNAM PUMAS(I)	2-3	L	10,667	---	---
Aug. 28	METROSTARS	1-1 (4-3)	W	9,492	14-10	22
Sept. 1	at Los Angeles	1-3	L	8,662	14-11	22
Sept. 4	KANSAS CITY	2-0	W	9,296	15-11	25
Sept. 11	at Dallas	0-1	L	15,584	15-12	25
Sept. 19	MIAMI	6-1	W	13,067	16-12	28
Sept. 22	at MetroStars	2-1	W	7,215	17-12	31
Sept. 26	CHICAGO	2-0	W	11,124	18-12	34
Oct. 1	at Colorado	0-0 (0-3)	L	11,100	18-13	34
Oct. 6	KANSAS CITY	1-0	W	7,961	19-13	37

(I) International Exhibition
 * A-League/USISL Exhibition
 ^ Played at Stanford Stadium



STATISTICAL LEADERS

Goals
 Ronald Cerritos..... 15
 Dario Brose..... 4
 Eddie Lewis..... 4

Assists
 Eddie Lewis..... 14
 Jeff Baicher..... 9
 Ronald Cerritos..... 9

Points
 Ronald Cerritos..... 39
 Eddie Lewis..... 22

GW Goals
 Three Tied..... 2

Shots
 Ronald Cerritos..... 75
 Eddie Lewis..... 55

Shots on Goal
 Ronald Cerritos..... 45
 Eddie Lewis..... 25

Shootout Goals
 Ronald Cerritos..... 9
 Jamie Clark..... 5
 Eddie Lewis..... 5

Appearances
 Richard Mulrooney..... 32
 Wade Barrett..... 31
 Ronald Cerritos..... 31

Games Started
 Wade Barrett..... 31
 Ronald Cerritos..... 30

Minutes Played
 Wade Barrett..... 2,790
 Ronald Cerritos..... 2,721

Fouls Committed
 Wade Barrett..... 63
 Mauricio Wright..... 51

Fouls Suffered
 Eddie Lewis..... 48
 Jeff Baicher..... 48

Cautions
 Mauricio Wright..... 8
 Jamie Clark..... 7

Corner Kicks
 Eddie Lewis..... 74
 Jeff Baicher..... 32

GOALKEEPERS

Appearances
 Joe Cannon..... 24
 David Kramer..... 8

Games Started
 Joe Cannon..... 24
 David Kramer..... 8

Saves
 Joe Cannon..... 95
 David Kramer..... 35

Goals-Against Average
 Joe Cannon..... 1.33
 David Kramer..... 2.13

1999 SEASON IN REVIEW

FINAL 1999 REGULAR SEASON INDIVIDUAL STATS

UNF	POS	PLAYER	GP	GS	MIN	G	A	PTS	SHT	SOG	FC	FS	OF	CK	C	E	CP
20	F	*Ronald Cerritos	31	30	2721	15	9	39	73	45	23	34	35	0	2	0	7
21	M	Eddie Lewis	29	29	2546	4	14	22	55	25	35	48	9	71	4	0	14
23	M	*Jeff Baicher	20	20	1602	3	9	15	29	15	42	48	4	32	5	0	21
27	F	*Raul Diaz Arce	18	16	1416	4	2	10	42	18	26	13	10	0	1	0	3
27	M	Dario Brose	27	12	1288	4	2	10	36	13	12	24	3	28	0	0	0
24	D	Wade Barrett	31	31	2790	1	8	10	20	6	60	32	1	0	5	0	23
22	F	Alejandro Sequeira	14	12	956	3	2	8	20	10	19	17	8	0	1	0	4
29	D	*Mauricio Wright	27	27	2430	3	2	8	16	9	50	45	2	0	8	0	33
17	M	*Braeden Cloutier	26	18	1576	1	4	6	18	6	41	12	0	0	6	1	25
3	D	John Doyle	27	25	2150	1	4	6	14	8	47	26	2	0	1	1	4
8	M	Richard Mulrooney	32	25	2338	1	3	5	11	5	27	40	3	6	5	0	19
23	M	Mauricio Solis	12	12	1002	2	0	4	17	5	16	17	2	0	2	0	8
6	D	Jamie Clark	26	22	1894	2	0	4	5	3	36	19	1	0	7	0	29
9	M	Scott Bower	17	6	649	0	3	3	9	4	4	4	1	1	1	0	4
17	D	Jimmy Conrad	17	12	1163	1	1	3	3	2	16	11	0	0	4	0	17
26	M	*Jair	3	1	60	1	1	3	1	1	0	2	0	0	0	0	0
13	M	Ryan Tinsley	10	6	639	1	0	2	1	1	10	7	1	0	2	0	8
6	D	Joey Martinez	15	13	995	0	1	1	1	0	20	6	0	0	2	0	8
1	GK	Joe Cannon	24	24	2160	0	1	1	0	0	0	1	0	0	0	0	0
4	D	*Adam Frye	3	0	117	0	1	1	0	0	5	2	0	0	1	0	4
1	GK	*David Kramer	8	8	720	0	0	0	0	0	0	0	0	0	0	0	0
16	D	Tim Weaver	1	1	90	0	0	0	0	0	1	0	0	0	0	0	0
22	M	Carlos Farias	2	1	72	0	0	0	0	0	2	1	0	0	0	0	0
13	M	*Caleb Porter	4	1	72	0	0	0	0	0	6	2	0	0	2	1	8
21	M	Leighton O'Brien	4	0	62	0	0	0	0	0	1	0	0	0	0	0	0
7	M	*Esmundo Rodriguez	1	0	15	0	0	0	0	0	1	0	0	0	0	0	0
		Own-goals received				1											
		TOTALS				48	67	161	371	176	500	411	82	138	59	3	239
		OPPONENT TOTALS				49	59	157	399	185	427	479	80	181	52	5	

GAME-WINNING GOALS: Alejandro Sequeira 2, Ronald Cerritos 2, Dario Brose 2, Mauricio Wright 1, Mauricio Solis 1, Raul Diaz Arce 1

GAME-WINNING ASSISTS: Eddie Lewis 5, Ronald Cerritos 3, Braeden Cloutier 2, Jeff Baicher 2, Alejandro Sequeira 1, Adam Frye 1, John Doyle 1, Dario Brose 1, Scott Bower 1, Wade Barrett 1

PENALTY KICK GOALS/ATTEMPTS: Ronald Cerritos 1-1

INDIVIDUAL GOALKEEPING

UNF	GOALKEEPER	GP	MIN	SHTS	SVS	C/P	GA	GAA	PG	PA	SG	SA	W	L	T	SO	OT REC
1	Joe Cannon	24	2160	129	95	76	32	1.33	2	6	16	43	14	10	0	4	6-3-0
1	*David Kramer	8	720	55	35	19	17	2.13	1	1	6	18	5	3	0	0	4-0-0
	TOTALS	32	2880	184	130	95	49	1.53	3	7	22	61	19	13	0	4	10-3-0

COACHES

COACH	W	L	T	PCT.	PTS.	OT RECORD
Brian Quinn	15	12	0	.556	25	10-2-0
Jorge Espinoza	2	0	0	1.000	6	0-0-0
Lothar Osiander	2	1	0	.667	6	0-1-0

Home Attendance (MLS Regular Season Games Only): 239,950 (16 games)

Home Average (MLS Regular Season Games Only): 14,959

SEASON HIGHLIGHTS

7/17 -- Mauricio Wright scored the winning goal in the MLS All-Star Game in the 84th minute on assist from teammate Ronald Cerritos at Qualcomm Stadium in San Diego. Cerritos provided an insurance goal in the 89th minute to account for the 6-4 final scoreline.

9/4 -- Ronald Cerritos bicycle kicks an assist to Alejandro Sequeira for the game-winning goal against Kansas City at Spartan Stadium. The play later won Nickelodeon Play of the Year in MLS.

9/19 -- Team scored four goals in 16 minutes en route to defeating Miami 6-1. Cerritos scored two goals and had an assist in the game for five points, equaling the club-record for points in a game at the time.

9/22 -- Ronald Cerritos broke his own club record for goals in a season with his 14th against the MetroStars. He finished the season with 15.

MLS ALL-STARS

F Ronald Cerritos
D Mauricio Wright
M Eddie Lewis

PLAYER OF THE WEEK

Eddie Lewis

PLAYER OF THE MONTH

Ronald Cerritos (September)

SEASON END AWARDS

Local

Defensive Player of the Year -- Mauricio Wright
Budweiser Scoring Champion -- Ronald Cerritos
Honda Most Valuable Player -- Ronald Cerritos
Geneva McAlavey Award -- Wade Barrett

National

MLS Best XI -- Eddie Lewis
Nickelodeon Play of the Year -- Ronald Cerritos

THE CLUB

2014 REVIEW

CLUB HISTORY

OPPONENTS

MEDIA INFO

2000 SEASON IN REVIEW

Regular Season Record: 7-17-8, 29 Points
 Home: 5-5-5 Away: 2-12-3
 Overall Record: 9-18-9

Date	Opponent	Score	Result	Attend.	W-L-T	Pts.
March 25	at Columbus	1-2 (OT)	L	16,095	0-1-0	0
April 1	at Miami	0-0 (OT)	T	6,237	0-1-1	1
April 8	METROSTARS	2-0	W	20,824	1-1-1	4
April 15	at Kansas City	0-2	L	7,380	1-2-1	4
April 22	DALLAS	5-0	W	8,871	2-2-1	7
April 26	at Tampa Bay	0-4	L	5,510	2-3-1	7
April 29	D.C. UNITED	2-2 (OT)	T	13,717	2-3-2	8
May 6	at New England	1-2	L	14,489	2-4-2	8
May 13	at Chicago	1-4	L	11,467	2-5-2	8
May 17	LOS ANGELES	0-0 (OT)	T	12,692	2-5-3	9
May 20	at Kansas City	0-2	L	17,272	2-6-3	9
May 27	at Los Angeles	1-1 (OT)	T	17,831	2-6-4	10
June 3	COLORADO	4-2	W	8,129	3-6-4	13
June 10	at New England	0-3	L	14,109	3-7-4	13
June 14	at Stanislaus United%	5-0	W	3,600 (e)	---	16
June 17	MIAMI	3-1	W	12,063	4-7-4	16
June 21	NEW ENGLAND	2-2 (OT)	T	10,217	4-7-5	17
June 24	CHICAGO	1-1 (OT)	T	13,596	4-7-6	18
June 28	at MetroStars	0-0 (OT)	T	10,476	4-7-7	19
July 1	at Columbus	1-2	L	14,068	4-8-7	19
July 4	KANSAS CITY	0-0 (OT)	T	14,881	4-8-8	20
July 8	at Colorado	1-0	W	7,520	5-8-8	23
July 15	COLORADO	1-2	L	10,131	5-9-8	23
July 18	at Bay Area Seals*	2-2	T	1,623	---	24
July 22	NEW ENGLAND	1-2	L	7,827	5-10-8	24
July 25	RICHMOND KICKERS%	2-0	W	1,021	---	27
Aug. 2	COLUMBUS	1-2	L	7,643	5-11-8	27
Aug. 5	at Colorado	0-2	L	14,510	5-12-8	27
Aug. 9	at Los Angeles%	0-2	L	4,345	---	27
Aug. 12	TAMPA BAY	1-2	L	9,156	5-13-8	27
Aug. 16	KANSAS CITY	0-3	L	7,081	5-14-8	27
Aug. 19	at D.C. United	1-0	W	14,138	6-14-8	30
Aug. 26	LOS ANGELES	0-3	L	15,683	6-15-8	30
Aug. 30	at Los Angeles	1-2	L	11,974	6-16-8	30
Sept. 1	COLUMBUS	3-0	W	26,853	7-16-8	33
Sept. 9	at Dallas	1-2	L	14,833	7-17-8	33

(I) International Exhibition
 * A-League/USL Exhibition
 % US Open Cup
 # MLS Cup Playoffs

STATISTICAL LEADERS

Goals
 Abdul Thompson Conteh 8
 Dario Brose 5

Assists
 Richard Mulrooney 9
 Khodadad Azizi 4
 Dario Brose 4

Points
 Abdul Thompson Conteh 19
 Dario Brose 14

GW Goals
 John Doyle 2
 Five Tied 1

Shots
 Abdul Thompson Conteh 71
 Dario Brose 63

Shots on Goal
 Abdul Thompson Conteh 41
 Dario Brose 27

Corner Kicks
 Richard Mulrooney 98
 Harut Karapetyan 35

Appearances
 Abdul Thompson Conteh 31
 Richard Mulrooney 29

Games Started
 Richard Mulrooney 29
 Abdul Thompson Conteh 27

Minutes Played
 Richard Mulrooney 2,646
 Joe Cannon 2,420

Fouls Committed
 Jimmy Conrad 56
 Abdul Thompson Conteh 49

Fouls Suffered
 Abdul Thompson Conteh 64
 Khodadad Azizi 64

Cautions
 Jimmy Conrad 6
 Dario Brose 5
 Mike Burns 5

GOALKEEPERS

Appearances
 Joe Cannon 26
 Jon Conway 6

Games Started
 Joe Cannon 26
 Jon Conway 6

Saves
 Joe Cannon 137
 Jon Conway 31

Goals-Against Average
 Joe Cannon 1.49
 Jon Conway 1.64

THE CLUB

2014 REVIEW

CLUB HISTORY

OPPONENTS

MEDIA INFO



2000 SEASON IN REVIEW

FINAL 2000 REGULAR SEASON INDIVIDUAL STATS

UNF	POS	PLAYER	GP	GS	MIN	G	A	PTS	SHT	SOG	FC	FS	OF	CK	C	E	CP	
16	F	Abdul Thompson Conteh	31	27	2356	8	3	19	71	41	49	64	33	0	2	0	8	
27	M	Dario Brose	28	21	2088	5	4	14	63	27	39	35	0	21	5	0	16	
11	F	Khodadad Azizi	20	18	1548	3	4	10	29	16	19	64	3	1	4	1	16	
18	M	Wojtek Krakowiak	24	11	1282	5	0	10	21	11	37	22	6	2	4	0	16	
3	D	John Doyle	20	20	1776	4	2	10	20	11	41	19	5	0	3	1	15	
8	M	Richard Mulrooney	29	29	2646	0	9	9	30	15	36	56	2	98	3	1	12	
20	F	Ronald Cerritos	9	9	850	4	1	9	30	16	6	11	21	0	0	0	0	
15	M	Ian Russell	28	20	1917	2	3	7	19	8	32	32	13	0	2	0	8	
12	F	Harut Karapetyan	24	22	1744	2	2	6	41	19	26	24	16	35	1	0	4	
23	M	Mauricio Solis	18	17	1565	2	1	5	24	10	28	18	0	0	4	1	16	
4	D	Mike Burns	18	18	1660	0	2	2	13	4	14	13	1	3	5	0	16	
17	D	Jim Conrad	26	25	2377	0	2	2	9	2	56	24	0	0	6	1	24	
1	GK	Joe Cannon	26	26	2420	0	2	2	0	0	2	6	0	0	1	0	3	
6	D	Jamie Clark	8	5	501	0	2	2	0	0	5	3	0	0	1	0	4	
21	F	Giovanni Savarese	4	4	303	0	1	1	11	4	2	4	5	0	0	0	0	
2	D	Dan Calichman	16	16	1442	0	1	1	5	2	23	11	0	0	4	0	12	
10	M	Travis Mulraine	15	7	622	0	1	1	5	1	22	10	1	0	2	1	8	
13	M	Ryan Tinsley	25	23	2048	0	1	1	2	0	31	18	0	4	3	0	11	
9	M	Scott Bower	12	5	537	0	0	0	10	4	12	6	1	3	3	0	8	
7	M	Justin Evans	13	9	860	0	0	0	5	0	18	11	0	0	1	0	4	
29	D	*Mauricio Wright	10	10	940	0	0	0	3	0	15	16	1	0	3	0	12	
24	M	Wade Barrett	3	2	163	0	0	0	1	1	4	1	0	0	1	0	4	
0	GK	Jon Conway	6	6	550	0	0	0	0	0	0	0	0	0	0	0	0	
5	M	*Esmundo Rodriguez	5	1	191	0	0	0	0	0	10	4	5	3	1	0	4	
5	D	Gabe Eastman	2	1	135	0	0	0	0	0	0	1	0	0	0	0	0	
19	F	Ryan Edwards	1	0	8	0	0	0	0	0	0	0	0	0	0	0	0	
TOTALS						35	41	111	412	192	527	473	113	170	59	6	221	
OPPONENT TOTALS						50	65	165	459	224	499	509	137	185	53	1		

GAME-WINNING GOALS: John Doyle 2, Wojtek Krakowiak 1, Abdul Thompson Conteh 1, Ronald Cerritos 1, Dario Brose 1, Khodadad Azizi 1

GAME-WINNING ASSISTS: Richard Mulrooney 3, Ryan Tinsley 1, John Doyle 1, Abdul Thompson Conteh 1, Dan Calichman 1, Mike Burns 1, Dario Brose 1

PENALTY KICK GOALS/ATTEMPTS: Ronald Cerritos 3-3, Dario Brose 2-2

INDIVIDUAL GOALKEEPING

UNF	GOALKEEPER	GP	MIN	SHTS	SVS	C/P	GA	GAA	PG	PA	SG	SA	W	L	T	SO	OT REC
1	Joe Cannon	26	2420	18	137	106	40	1.49	3	3	0	0	6	13	7	7	0-1-7
0	Jon Conway	6	550	43	31	23	10	1.64	1	1	0	0	1	4	1	2	0-0-1
TOTALS		32	2970	224	168	129	50	1.52	4	4	0	0	7	17	8	9	0-1-8

COACHES

COACH	W	L	T	PCT.	PTS.	OT RECORD
Lothar Osiander	7	17	8	.344	29	0-1-8

Home Attendance (MLS Regular Season Games Only): 199,364 (16 games)

Home Average (MLS Regular Season Games Only): 12,460

SEASON HIGHLIGHTS

3/25 -- Earthquakes lose to the Columbus Crew 2-1 in overtime, giving up the first "golden goal" in MLS history.

4/1 -- Earthquakes tie the Miami Fusion 0-0 in the first scoreless tie in MLS history.

4/22 -- Earthquakes beat the Dallas Burn 5-0 to equal the club-record for largest margin of victory.

6/3 -- Earthquakes scored three goals in the last four minutes of the match to beat the Colorado Rapids 4-2 at Spartan Stadium. The three goals in four minutes set a club record.

7/4 -- Team extended home-unbeaten streak to 15 games, tying MLS record by tying Kansas City 0-0 at Spartan Stadium.

10/6 -- Eddie Lewis breaks his own club record for assists in a season with his 14th against Kansas City in a 1-0 win in the season finale.

MLS ALL-STARS

F Khodadad Azizi
M Dario Brose

PLAYER OF THE WEEK

Joe Cannon (twice)

SEASON END AWARDS

Local

Defensive Player of the Year -- Joe Cannon
Budweiser Scoring Champion -- Abdul Thompson Conteh
Honda Most Valuable Player -- Richard Mulrooney
Humanitarian of the Year -- Joe Cannon
Geneva McAlavey Award -- Jimmy Conrad
California Custom Award -- Dario Brose

National

MLS Humanitarian of the Year -- Abdul Thompson Conteh
MLS Trainer of the Year -- Bruce Morgan

THE CLUB

2014 REVIEW

CLUB HISTORY

OPPONENTS

MEDIA INFO

2001 SEASON IN REVIEW

Regular Season Record: 13-7-6, 45 Points

Home: 8-2-3 Away: 5-5-3

Overall Record: 20-11-6

THE CLUB

2014 REVIEW

CLUB HISTORY

OPPONENTS

MEDIA INFO

Date	Opponent	Score	Result	Attend.	W-L-T	Pts.
April 7	at Los Angeles	3-2	W	17,386	1-0-0	3
April 14	DALLAS	0-1	L	13,919	1-1-0	3
April 21	at Miami	1-2	L	8,096	1-2-0	3
April 28	at Kansas City	0-0 (OT)	T	14,521	1-2-1	4
May 5	NEW ENGLAND	3-2	W	8,137	2-2-1	7
May 12	at D.C. United	3-2	W	36,528	3-2-1	10
May 19	METROSTARS	2-0	W	6,879	4-2-1	13
May 23	at Dallas	2-0	W	7,505	5-2-1	16
May 26	at Chicago	1-1 (OT)	T	8,322	5-2-2	17
May 30	COLORADO	1-1 (OT)	T	15,217	5-2-3	18
June 2	at Colorado	2-1	W	10,095	6-2-3	21
June 4	at Portland Timbers*	1-2	L	4,566	---	---
June 6	at Seattle Sounders*	0-0 (3-4)	L	3,241	---	---
June 9	LOS ANGELES	3-1	W	13,361	7-2-3	24
June 16	at MetroStars	0-0 (OT)	T	23,561	7-2-4	25
June 23	KANSAS CITY	2-0	W	8,917	8-2-4	28
June 27	at Central Coast Roadrunners%	6-0	W	3,276	---	31
June 30	at New England	Postponed to Aug. 8				
July 4	MIAMI	1-1 (OT)	T	9,847	8-2-5	32
July 7	at Colorado	1-3	L	18,047	8-3-5	32
July 11	at Milwaukee Rampage%	0-0 (7-6)	W	5,217	---	---
July 14	TAMPA BAY	2-1	W	7,065	9-3-5	35
July 18	D.C. UNITED	4-0	W	8,673	10-3-5	38
July 21	at Columbus	1-2	L	20,273	10-4-5	38
July 24	LOS ANGELES%	1-1 (9-10)	L	1,881	---	---
Aug. 4	at Tampa Bay	0-2	L	11,064	10-5-5	38
Aug. 8	at New England	5-1	W	11,822	11-5-5	41
Aug. 11	COLUMBUS	2-2 (OT)	T	8,119	11-5-6	42
Aug. 14	at Vancouver Whitecaps*	3-1	W	6,372	---	---
Aug. 18	CHICAGO	0-1	L	10,877	11-6-6	42
Aug. 25	COLORADO	5-2	W	7,312	12-6-6	45
Sept. 1	KANSAS CITY	3-0	W	6,927	13-6-6	48
Sept. 8	at Kansas City	0-1	L	20,734	13-7-6	48
Sept. 12	at Los Angeles	CANCELLED				
Sept. 16	at Los Angeles	CANCELLED				
Sept. 22	at Columbus#	3-1	W	20,883		
Sept. 26	COLUMBUS#	3-0	W	10,419		
Oct. 10	at Miami#	0-1	L	9,236		
Oct. 14	MIAMI#	4-0	W	16,119		
Oct. 17	at Miami#	1-0 (OT)	W	11,242		
Oct. 21	LOS ANGELES\$	2-1 (OT)	W	21,626		

* A-League/USL Exhibition

% US Open Cup

MLS Cup Playoffs

\$ MLS Cup Final at Crew Stadium, Columbus, Ohio



STATISTICAL LEADERS

Goals

Ronald Cerritos.....	11
Manny Lagos.....	8

Assists

Landon Donovan.....	10
Ian Russell.....	9
Richard Mulrooney.....	9

Points

Ronald Cerritos.....	28
Landon Donovan.....	24
Manny Lagos.....	24

GW Goals

Manny Lagos.....	3
Three Tied.....	2

Shots

Manny Lagos.....	65
Dwayne De Rosario.....	46
Landon Donovan.....	46

Shots on Goal

Manny Lagos.....	39
Ronald Cerritos.....	30

Corner Kicks

Richard Mulrooney.....	72
Landon Donovan.....	25

Appearances

Manny Lagos.....	26
Ian Russell.....	26
Three Tied.....	25

Games Started

Manny Lagos.....	26
Ian Russell.....	26
Joe Cannon.....	25
Troy Dayak.....	25

Minutes Played

Manny Lagos.....	2,310
Joe Cannon.....	2,306

Fouls Committed

Ian Russell.....	42
Manny Lagos.....	38

Fouls Suffered

Manny Lagos.....	64
Ian Russell.....	43

Cautions

Ian Russell.....	6
Ramiro Corrales.....	5

GOALKEEPERS

Appearances

Joe Cannon.....	25
Jon Conway.....	1

Games Started

Joe Cannon.....	25
Jon Conway.....	1

Saves

Joe Cannon.....	101
Jon Conway.....	3

Goals-Against Average

Jon Conway.....	1.00
Joe Cannon.....	1.09

2001 SEASON IN REVIEW

FINAL 2001 REGULAR SEASON INDIVIDUAL STATS

UNF	POS	PLAYER	GP	GS	MIN	G	A	PTS	SHT	SOG	FC	FS	OF	CK	C	E	CP	
20	F	Ronald Cerritos	25	23	1954	11	6	28	45	30	27	20	23	0	0	0	0	
11	M	Manny Lagos	26	26	2310	8	8	24	65	39	38	64	4	1	3	1	10	
10	F	Landon Donovan	22	17	1666	7	10	24	46	26	30	40	8	25	3	0	12	
7	M	Ian Russell	26	26	2216	3	9	15	27	12	42	43	5	1	6	0	22	
14	F	Dwayne DeRosario	21	11	1072	5	4	14	46	24	21	25	20	0	1	0	4	
8	M	Richard Mulrooney	21	20	1878	1	9	11	31	13	26	41	0	72	4	0	16	
15	F	Junior Agogo	14	6	589	4	3	11	23	11	21	15	25	2	0	0	0	
24	M	Wade Barrett	24	23	2125	1	6	8	5	2	22	17	1	0	1	0	4	
22	D	Zak Ibsen	24	24	2137	2	3	7	11	6	33	21	0	0	3	1	12	
12	D	Jeff Agoos	20	20	1765	2	2	6	8	5	13	22	0	0	3	0	11	
19	D	Troy Dayak	25	25	2236	2	0	4	10	5	25	16	2	0	4	0	12	
5	D	Ramiro Corrales	14	11	1058	1	1	3	17	10	32	17	0	3	5	1	20	
9	M	Scott Bower	12	3	391	0	3	3	5	1	9	8	0	6	0	0	0	
6	M	Ronnie Ekelund	16	16	1421	0	2	2	20	9	36	16	0	10	2	0	8	
17	D	Jimmy Conrad	16	8	928	0	0	0	5	2	21	10	0	0	2	0	8	
15	F	*Chris Carrieri	5	0	89	0	0	0	4	0	0	6	1	0	0	0	0	
1	GK	Joe Cannon	25	25	2306	0	0	0	0	0	0	2	0	0	0	0	0	
0	GK	Jon Conway	1	1	90	0	0	0	0	0	0	0	0	0	0	0	0	
2	M	Eddie Robinson	1	1	88	0	0	0	0	0	1	2	0	0	0	0	0	
27	M	Dario Brose	1	0	3	0	0	0	0	0	1	0	0	0	0	0	0	
20	M	*Wojtek Krakowiak	1	0	2	0	0	0	0	0	0	0	1	0	0	0	0	
TOTALS						47	66	160	368	195	398	385	90	120	37	3	139	
OPPONENT TOTALS						29	33	91	302	139	411	380	77	130	63	4		

GAME-WINNING GOALS: Manny Lagos 3, Ronald Cerritos 2, Dwayne De Rosario 2, Landon Donovan 2, Jeff Agoos 1, Wade Barrett 1, Zak Ibsen 1, Ian Russell 1

GAME-WINNING ASSISTS: Richard Mulrooney 4, Ian Russell 4, Wade Barrett 2, Landon Donovan 2, Manny Lagos 2, Scott Bower 1, Dwayne De Rosario 1

PENALTY KICK GOALS/ATTEMPTS: Ronald Cerritos 1-2, Dwayne De Rosario 0-1, Landon Donovan 1-1

INDIVIDUAL GOALKEEPING

UNF	GOALKEEPER	GP	MIN	SHTS	SVS	C/P	GA	GAA	PG	PA	SG	SA	W	L	T	SO	OT REC
0	Jon Conway	1	90	5	3	3	1	1.00	0	0	0	0	0	1	0	0	0-0-0
1	Joe Cannon	25	2306	134	101	87	28	1.09	3	4	0	0	13	6	6	7	0-0-6
TOTALS		26	2396	139	104	90	29	1.09	3	4	0	0	13	7	6	7	0-0-6

COACHES

COACH	W	L	T	PCT.	PTS.	OT RECORD
Frank Yallop	13	7	6	.615	45	0-0-6

Home Attendance (MLS Regular Season Games Only): 125,250 (13 games)

Home Average (MLS Regular Season Games Only): 9,635

SEASON HIGHLIGHTS

2/2 -- Frank Yallop is named head coach, replacing Lothar Osiander.

4/28-7/4 -- Quakes go on a club-record 12-game unbeaten streak, during which they compile a 7-0-5 record. During streak, team also goes unbeaten on the road for six consecutive games, one game shy of the all-time record held by D.C. United.

8/8 -- Landon Donovan sets single-game Quakes record for points with six (two goals, two assists) against New England.

-- Earthquakes set records for fewest goals allowed (29), points in a season (45), goal differential (+18), goals per game (1.81), fewest cautions (37) and lowest goals-against average (1.09).

-- Earthquakes achieve third biggest turnaround in MLS history in regular season, improving from a winning percentage of .344 to .615 from 2000 to 2001, an increase of .271 percent.

-- Quakes become first team in MLS history to go from last place the previous season to become MLS Cup champions the next season.

MLS ALL-STARS

F Landon Donovan
F Ronald Cerritos
M Manny Lagos
D Troy Dayak
D Jeff Agoos
GK Joe Cannon

SEASON END AWARDS

Local

Defensive Player of the Year -- Jeff Agoos
Budweiser Scoring Champion -- Ronald Cerritos
Honda Most Valuable Player -- Jeff Agoos
Humanitarian of the Year -- Troy Dayak
Geneva McAlavey Award -- Jimmy Conrad
California Custom Award -- Richard Mulrooney

National

MLS Defender of the Year -- Jeff Agoos
Best XI -- Jeff Agoos
ACE Comeback Player of the Year -- Troy Dayak
MLS Coach of the Year -- Frank Yallop
Team Fair Play Award

2002 SEASON IN REVIEW

THE CLUB

2014 REVIEW

CLUB HISTORY

OPPONENTS

MEDIA INFO

Regular Season Record: 14-11-3, 45 Points
 Home: 12-1-1 Away: 2-10-2
 Overall Record: 19-15-4

Date	Opponent	Score	Result	Attend.	W-L-T	Pts.
March 13	at CD Olimpia [^]	1-0	W	4,318	---	---
March 16	CD OLIMPIA[^]	3-1	W	3,300	---	---
March 23	at Dallas	2-0	W	15,214	1-0-0	3
March 30	at Colorado	0-1	L	25,010	1-1-0	3
April 6	NEW ENGLAND	2-1	W	10,104	2-1-0	6
April 13	at Kansas City	0-2	L	10,636	2-2-0	6
April 17	at Pachuca [^]	0-3	L	8,000 (e)	---	---
April 20	COLORADO	2-0	W	8,188	3-2-0	9
April 24	PACHUCA[^]	1-0	W	6,213	---	---
April 27	at MetroStars	1-1 (OT)	T	13,339	3-2-1	10
May 4	COLUMBUS	3-2	W	6,317	4-2-1	13
May 11	METROSTARS	2-1	W	8,445	5-2-1	16
May 18	at Columbus	0-2	L	15,712	5-3-1	16
May 26	at Chicago	1-1 (OT)	T	13,521	5-3-2	17
June 1	at New England	2-0	W	21,539	6-3-2	20
June 8	KANSAS CITY	3-0	W	8,043	7-3-2	23
June 15	at Columbus	1-2	L	19,085	7-4-2	23
June 22	COLORADO	4-0	W	10,431	8-4-2	26
June 29	KANSAS CITY	2-1	W	9,008	9-4-2	29
July 4	at Los Angeles	1-2	L	55,234	9-5-2	29
July 7	LOS ANGELES	1-0	W	12,528	10-5-2	32
July 13	at Dallas	1-2	L	13,035	10-6-2	32
July 14	at Minnesota Thunder*	2-0	W	8,110	---	---
July 18	at Seattle Sounders%	4-3 (OT)	W	1,275	---	---
July 20	DALLAS	4-0	W	12,616	11-6-2	35
July 24	CHICAGO	1-0	W	9,137	12-6-2	38
July 27	at Kansas City	1-2	L	11,530	12-7-2	38
Aug. 7	LOS ANGELES%	0-1 (OT)	L	6,481	---	---
Aug. 17	D.C. UNITED	2-2 (OT)	T	11,177	12-7-3	39
Aug. 21	DALLAS	3-1	W	9,089	13-7-3	42
Aug. 24	at Colorado	0-3	L	12,196	13-8-3	42
Aug. 31	at D.C. United	2-4	L	14,158	13-9-3	42
Sept. 7	COLUMBUS	4-3 (OT)	W	14,792	14-9-3	45
Sept. 14	at Los Angeles	0-1	L	32,874	14-10-3	45
Sept. 18	CLUB AMERICA(I)	1-1	T	22,512	---	---
Sept. 21	LOS ANGELES	0-1	L	26,229	14-11-3	46
Sept. 25	COLUMBUS#	1-2	L	8,069	---	---
Sept. 28	at Columbus#	1-2	L	13,004	---	---

[^] CONCACAF Champions Cup
^(I) International Exhibition
^{*} A-League/USL Exhibition
[%] US Open Cup
[#] MLS Cup Playoffs
^(e) Estimate



STATISTICAL LEADERS

Goals
 Ariel Graziani 14
 Landon Donovan 7

Assists
 Ramiro Corrales 9
 Three Tied 8

Points
 Ariel Graziani 33
 Ronnie Ekelund 20

GW Goals
 Ariel Graziani 6
 Three Tied 2

Shots
 Ariel Graziani 69
 Dwayne De Rosario 56

Shots on Goal
 Ariel Graziani 39
 Dwayne De Rosario 29

Corner Kicks
 Richard Mulrooney 129
 Ramiro Corrales 20

Appearances
 Wade Barrett 28
 Ariel Graziani 28

Games Started
 Wade Barrett 28
 Ronnie Ekelund 27

Minutes Played
 Wade Barrett 2,555
 Joe Cannon 2,375

Fouls Committed
 Ramiro Corrales 59
 Ariel Graziani 56

Fouls Suffered
 Richard Mulrooney 73
 Landon Donovan 45

Cautions
 Jimmy Conrad 9
 Ramiro Corrales 6
 Ariel Graziani 6

GOALKEEPERS

Appearances
 Joe Cannon 26
 Jon Conway 3

Games Started
 Joe Cannon 26
 Jon Conway 2

Saves
 Joe Cannon 100
 Jon Conway 11

Goals-Against Average
 Joe Cannon 1.10
 Jon Conway 2.98

2002 SEASON IN REVIEW

FINAL 2002 REGULAR SEASON INDIVIDUAL STATS

UNF	POS	PLAYER	GP	GS	MIN	G	A	PTS	SHT	SOG	FC	FS	OF	CK	C	E	CP
20	F	Ariel Graziani	28	26	2289	14	5	33	69	39	56	39	25	5	6	0	22
6	M	Ronnie Ekelund	27	27	2347	6	8	20	43	20	45	24	0	0	2	1	8
10	F	Landon Donovan	20	18	1681	7	3	17	42	23	30	45	4	0	3	0	11
14	F	Dwayne DeRosario	27	18	1637	4	8	16	56	29	41	26	34	3	3	0	11
5	D	Ramiro Corrales	28	26	2354	3	9	15	38	16	59	34	2	20	6	0	23
11	M	Manny Lagos	26	20	1683	3	4	10	37	16	19	30	1	1	1	0	4
8	M	Richard Mulrooney	26	26	2312	1	8	10	22	5	39	73	1	129	2	1	8
24	D	Wade Barrett	28	28	2555	1	6	8	9	5	24	10	0	0	4	0	16
17	D	Jimmy Conrad	25	25	2248	1	3	5	13	6	38	18	0	0	9	0	36
2	MD	Eddie Robinson	19	16	1427	2	1	5	11	5	36	16	0	0	5	0	20
7	M	Ian Russell	24	15	1348	0	2	2	14	6	23	23	5	0	3	0	12
19	D	Troy Dayak	15	14	1235	0	1	1	5	2	10	8	0	0	3	0	12
22	D	Zak Ibsen	17	10	1077	0	1	1	4	1	20	2	0	0	4	0	16
12	D	Jeff Agoos	12	9	839	0	0	0	7	3	4	13	0	0	2	0	8
13	F	Devin Barclay	12	2	321	0	0	0	2	1	2	10	3	0	0	0	0
1	GK	Joe Cannon	26	26	2375	0	0	0	0	0	2	9	0	0	2	1	8
18	GK	Jon Conway	3	2	181	0	0	0	0	0	0	0	0	0	0	0	0
15	F	Luchi Gonzalez	8	0	47	0	0	0	0	0	0	3	0	0	0	0	0
4	M	Chris Roner	4	0	29	0	0	0	0	0	0	0	0	0	0	0	0
		Own-goals received				3											
		TOTALS				45	59	149	372	177	448	383	75	158	55	3	215
		OPPONENT TOTALS				35	46	116	329	153	398	416	101	135	59	4	

GAME-WINNING GOALS: Ariel Graziani 6, Landon Donovan 2, Ramiro Corrales 2, Ronnie Ekelund 1, Dwayne De Rosario 1, Jimmy Conrad 1

GAME-WINNING ASSISTS: Dwayne De Rosario 4, Ramiro Corrales 3, Wade Barrett 3, Richard Mulrooney 2, Ronnie Ekelund 2, Landon Donovan 2, Manny Lagos 1, Ariel Graziani 1, Troy Dayak 1, Jimmy Conrad 1

PENALTY KICK GOALS/ATTEMPTS: Ronnie Ekelund 2-3

INDIVIDUAL GOALKEEPING

UNF	GOALKEEPER	GP	MIN	SHTS	SVS	C/P	GA	GAA	PG	PA	SG	SA	W	L	T	SO	OT REC
1	Joe Cannon	26	2375	136	100	99	29	1.10	4	5	0	0	13	10	3	8	1-0-3
18	Jon Conway	3	181	17	11	6	6	2.98	1	1	0	0	1	1	0	0	0-0-0
	TOTALS	29	2556	153	111	105	35	1.23	5	6	0	0	14	11	3	8	1-0-3

COACHES

COACH	W	L	T	PCT.	PTS.	OT RECORD
Frank Yallop	14	11	3	0.554	45	1-0-3

Home Attendance (MLS Regular Season Games Only): 156,104 (14 games)

Home Average (MLS Regular Season Games Only): 11,150

SEASON HIGHLIGHTS

- Joe Cannon set the club record for shutouts in a season with his eighth on July 24 vs. Chicago.
- Ariel Graziani set a new club record for game-winning goals in a season with six.
- The Quakes posted a 12-game home winning streak that stretched from Aug. 25, 2001- July 24, 2002 and also had a 15-game home unbeaten streak that stretched from Aug. 25, 2001-Sept. 7, 2002.
- San Jose finished the season with a 12-1-1 home record, the best winning percentage at home in MLS history (.893).
- The Earthquakes participated in the CONCACAF Champions Cup for the first time in club history, reaching the quarterfinals by defeating CD Olimpia 4-1 on aggregate. They then lost to Pachuca CF 3-1 on aggregate.

MLS ALL-STARS

Jeff Agoos
Wade Barrett
Joe Cannon
Landon Donovan
Ariel Graziani
Richard Mulrooney

PLAYER OF THE MONTH

Ariel Graziani (June)

PLAYERS OF THE WEEK

Ariel Graziani, Ramiro Corrales

SEASON END AWARDS

Local

Honda MVP – Ariel Graziani
Defensive Player of the Year – Wade Barrett
Humanitarian of the Year – Jimmy Conrad
Geneva McAlavey Award – Wade Barrett
California Custom Award – Ronnie Ekelund

National

Goalkeeper of the Year – Joe Cannon
Best XI – Ronnie Ekelund, Wade Barrett

2003 SEASON IN REVIEW

Regular Season Record: 14-7-9, 51 Points
 Home: 7-4-4 Away: 7-3-5
 Overall Record: 20-11-10

Date	Opponent	Score	Result	Attend.	W-L-T	Pts.
March 16	at CSD Municipal [^]	2-4	L	12,000 (e)	---	---
March 26	CSD MUNICIPAL [^]	2-1	W	4,594	---	---
April 12	at Colorado	2-1	W	20,816	1-0-0	3
April 19	KANSAS CITY	1-1 (OT)	T	17,032	1-0-1	4
April 26	LOS ANGELES	1-0	W	9,187	2-0-1	7
May 3	at New England	2-0	W	13,722	3-0-1	10
May 10	at Chicago	0-0 (OT)	T	7,825	3-0-2	11
May 17	COLUMBUS	4-3	W	7,180	4-0-2	14
May 28	at Seattle Sounders*	0-0	T	3,250	---	---
May 31	CHICAGO	1-4	L	7,410	4-1-2	14
June 7	at Columbus	0-1	L	16,481	4-2-2	14
June 11	at Chico Rooks*	1-1 (4-2)	W	3,000 (e)	---	---
June 14	at Dallas	2-1	W	7,601	5-2-2	17
June 18	at Los Angeles	1-1 (OT)	T	13,867	5-2-3	18
June 21	COLUMBUS	2-1	W	8,058	6-2-3	21
June 28	KANSAS CITY	0-0 (OT)	T	7,817	6-2-4	22
July 2	at MetroStars	4-4 (OT)	T	14,875	6-2-5	23
July 5	CHICAGO	0-0 (OT)	T	7,705	6-2-6	24
July 12	COLORADO	0-2	L	8,107	6-3-6	24
July 19	at D.C. United	2-1	W	21,842	7-3-6	27
July 26	DALLAS	3-0	W	9,034	8-3-6	30
Aug. 5	at Seattle Sounders%	0-1	L	2,510	---	---
Aug. 8	at Kansas City	1-0	W	13,819	9-3-6	33
Aug. 13	at Dallas	3-0	W	5,515	10-3-6	36
Aug. 16	at New England	1-1 (OT)	T	14,877	10-3-7	37
Aug. 24	D.C. UNITED	1-0	W	13,107	11-3-7	40
Aug. 30	COLORADO	1-2	L	10,116	11-4-7	40
Sept. 1	at Vancouver*	4-3	W	4,187	---	---
Sept. 7	NEW ENGLAND	2-1	W	13,510	12-4-7	43
Sept. 13	at D.C. United	1-2	L	15,502	13-5-7	43
Sept. 20	at Kansas City	4-1	W	30,308	13-5-7	46
Sept. 27	DALLAS	5-2	W	12,219	14-5-7	49
Oct. 5	METROSTARS	0-2	L	10,225	14-6-7	49
Oct. 10	at Colorado	0-0 (OT)	T	12,478	14-6-8	50
Oct. 14	CHIVAS*	0-2	L	12,195	---	---
Oct. 18	at Los Angeles	0-3	L	27,000 (so)	14-7-8	50
Oct. 25	LOS ANGELES	1-1 (OT)	T	16,282	14-7-9	51
Nov. 1	at Los Angeles#	2-0	L	20,201	---	---
Nov. 9	LOS ANGELES#	5-2 (OT)	W	14,145	---	---
Nov. 15	KANSAS CITY#	3-2 (OT)	W	16,108	---	---
Nov. 23	CHICAGO\$	4-2	W	27,000 (so)	---	---

[^] CONCACAF Champions Cup
^{*} Exhibition
[%] US Open Cup
[#] MLS Cup Playoffs
^{\$} MLS Cup at The Home Depot Center



STATISTICAL LEADERS

Goals
 Landon Donovan 12
 Brian Ching 6
 Brian Mullan 6

Assists
 Brian Mullan 9
 Richard Mulrooney 7

Points
 Landon Donovan 30
 Brian Mullan 21

GW Goals
 Landon Donovan 5
 Eight Tied 1

Shots
 Landon Donovan 53
 Brian Ching 39
 Ramiro Corrales 39

Shots on Goal
 Landon Donovan 30
 Brian Mullan 19

Cautions
 Craig Waibel 7
 Three Tied 6

Appearances
 Todd Dunivant 30
 Brian Mullan 30
 Jeff Agoos 28

Games Started
 Todd Dunivant 30
 Brian Mullan 30
 Jeff Agoos 28

Minutes Played
 Todd Dunivant 2,778
 Brian Mullan 2,723

Fouls Committed
 Brian Mullan 57
 Craig Waibel 47

Fouls Suffered
 Brian Mullan 54
 Richard Mulrooney 54
 Brian Ching 44

Corner Kicks
 Richard Mulrooney 64
 Jeff Agoos 46

GOALKEEPERS

Appearances
 Pat Onstad 27
 Jon Conway 3

Games Started
 Pat Onstad 27
 Jon Conway 3

Saves
 Pat Onstad 103
 Jon Conway 11

Goals-Against Average
 Pat Onstad 1.04
 Jon Conway 1.93

THE CLUB

2014 REVIEW

CLUB HISTORY

OPPONENTS

MEDIA INFO

2003 SEASON IN REVIEW

FINAL 2003 REGULAR SEASON INDIVIDUAL STATS

UNF	POS	PLAYER	GP	GS	MIN	G	A	PTS	SHT	SOG	FC	FS	OF	CK	C	E	CP
10	F	Landon Donovan	22	21	1882	12	6	30	53	30	0	30	38	6	4	4	0
9	MF	Brian Mullan	30	30	2723	6	9	21	38	19	0	57	54	15	0	6	0
25	F	Brian Ching	15	14	1235	6	2	14	39	17	0	31	44	13	1	0	0
14	F	Dwayne De Rosario	11	6	686	4	3	11	20	8	0	12	10	13	1	0	0
11	F/M	Manny Lagos	27	17	1545	3	5	11	33	12	0	22	25	8	0	3	1
17	D	Todd Dunivant	30	30	2778	1	6	8	19	11	2	17	18	2	43	2	0
13	MF	Jamil Walker	19	0	365	4	0	8	18	13	1	11	8	5	0	1	0
8	M	Richard Mulrooney	25	25	2330	0	7	7	24	7	1	29	54	1	64	2	0
12	D	Jeff Agoos	28	28	2593	2	2	6	17	4	1	21	25	0	46	6	0
4	D	Chris Ronér	23	21	1939	2	2	6	16	8	0	26	15	0	0	2	0
6	M	Ronnie Ekelund	22	17	1457	1	3	5	15	5	2	38	18	1	6	5	0
7	M	Ian Russell	18	16	1339	0	5	5	14	5	0	30	18	10	1	3	0
5	WD	Ramiro Corrales	25	24	2080	1	2	4	39	14	0	45	26	0	1	6	1
26	MF	Arturo Alvarez	15	5	655	1	1	3	6	2	0	17	11	0	0	2	0
2	D	Eddie Robinson	13	13	1121	1	1	3	5	3	1	27	17	0	0	2	0
16	D	Craig Waibel	24	22	1991	0	2	2	9	4	0	47	9	0	0	7	1
22	F	*Rodrigo Faria	4	3	249	0	1	1	8	1	0	6	8	3	0	0	0
1	GK	Jon Conway	3	3	280	0	0	0	0	0	0	0	0	0	0	0	0
19	D	Troy Dayak	9	8	785	0	0	0	2	0	0	10	4	0	0	2	0
15	F	Roger Levesque	3	0	43	0	0	0	0	0	0	0	1	0	0	0	0
18	GK	Pat Onstad	27	27	2510	0	0	0	2	1	0	0	6	0	0	0	0
Own-goals received						1											
Team totals			30	30	2790	45	57	147	377	164	8	476	420	77	167	53	3
Opponent totals			30	30	2790	35	39	109	367	155	3	429	456	70	164	47	4

GAME-WINNING GOALS: Landon Donovan 5, Jamil Walker 1, Eddie Robinson 1, Brian Mullan 1, Manny Lagos 1, Todd Dunivant 1, Ramiro Corrales 1, Brian Ching 1, Arturo Alvarez 1

GAME-WINNING ASSISTS: Richard Mulrooney 3, Ian Russell 2, Brian Mullan 2, Manny Lagos 2, Ronnie Ekelund 2, Landon Donovan 2, Brian Ching 2, Chris Ronér 1, Todd Dunivant 1, Dwayne De Rosario 1

PENALTY KICK GOALS/ATTEMPTS: Landon Donovan 1-1, Jeff Agoos 1-1

INDIVIDUAL GOALKEEPING

UNF	GOALKEEPER	GS	GP	MIN	SHTS	SVS	C/P	GA	GAAPG	PA	W	L	T	SO	OT REC
18	Pat Onstad	27	27	2510	138	103	117	29	1.04	1	14	5	8	9	0-0-8
1	Jon Conway	3	3	280	18	11	10	6	1.93	0	0	2	1	1	0-0-1
TOTALS		30	30	2790	156	114	127	35	1.13	1	14	7	9	10	0-0-9

COACHES

COACH	W	L	T	PCT.	PTS.	OT RECORD
Frank Yallop	14	7	9	0.617	51	0-0-9

Home Attendance (MLS Regular Season Games Only): 156,989 (15 games)

Home Average (MLS Regular Season Games Only): 10,466

SEASON HIGHLIGHTS

5/17 -- Quakes defeat Columbus Crew to complete best start in team history (4-0-2).

9/20 -- Landon Donovan records first hat trick in team history.

9/27 -- Dwayne De Rosario scores fastest goal in MLS history (11 seconds) on his way to hat trick.

10/25 -- Richard Mulrooney breaks club record with 133 appearances for San Jose.

11/9 -- Earthquakes overcome four-goal deficit in the series and a two-goal deficit in the game in Game 2 to defeat the LA Galaxy, 5-2, and win the series, 5-4 on total goals.

-- Earthquakes post then-club-record 7-3-5 road record and set club record with seven-game road unbeaten streak from June 14-Aug. 16.

-- Pat Onstad sets then club record for shutouts (9), wins (14), catch/punches (117), games played in goal (27) and goals against average (1.04).

-- Earthquakes set then club record with 51 points and win their first regular season Western Conference title.

-- Rookie Arturo Alvarez became the youngest player to appear in a game for San Jose (17 years, 295 days on April 19), start a game, score a goal and earn an assist for San Jose (17 years, 351 days on June 14).

MLS ALL-STARS

Jeff Agoos
Landon Donovan

PLAYER OF THE MONTH

Landon Donovan (April, September)

PLAYERS OF THE WEEK

Pat Onstad, Landon Donovan, Dwayne De Rosario

SEASON END AWARDS

Local

Defensive Player of the Year -- Jeff Agoos
Budweiser Scoring Champion -- Landon Donovan
Honda Most Valuable Player -- Landon Donovan
U.S. Soccer Foundation Humanitarian of the Year -- Craig Waibel
Geneva McAlavey Award -- Brian Mullan
California Custom Award -- Pat Onstad

National

Goalkeeper of the Year -- Pat Onstad
Best XI -- Landon Donovan, Pat Onstad

2004 SEASON IN REVIEW

THE CLUB

2014 REVIEW

CLUB HISTORY

OPPONENTS

MEDIA INFO

Regular Season Record: 9-10-11, 38 Points
 Home: 5-2-8 Away: 4-8-3
 Overall Record: 14-14-11

Date	Opponent	Score	Result	Attend.	W-L-T	Pts.
March 17	at LD Alajuelense [^]	0-3	L	10,000 (est)	---	---
March 24	LD ALAJUELENSE [^]	1-0	W	5,130	---	---
April 3	at D.C. United	1-2	L	24,603	0-1-0	0
April 10	CHICAGO	0-0	T	8,230	0-1-1	1
April 17	at New England	3-1	W	16,203	1-1-1	4
April 24	at Colorado	0-1	L	8,425	1-2-1	4
May 1	D.C. UNITED	1-1	T	17,667	1-2-2	5
May 8	METROSTARS	5-5	T	7,522	1-2-3	6
May 12	SPORTING CLUB*	4-1	W	5,254	---	---
May 15	at Dallas	2-1	W	8,498	2-2-3	9
May 22	LOS ANGELES	4-2	W	12,207	3-2-3	12
May 29	at Columbus	0-1	L	14,555	3-3-3	12
June 5	CANADA*	1-3	L	7,013	---	---
June 12	METROSTARS	3-1	W	9,999	4-3-3	15
June 19	at Chicago	1-1	T	13,472	4-3-4	16
June 26	KANSAS CITY	1-1	T	10,188	4-3-5	17
July 4	at Los Angeles	1-2	L	27,000	4-4-5	17
July 7	DALLAS	1-2	L	9,350	4-5-5	17
July 10	at MetroStars	0-2	L	13,174	4-6-5	17
July 14	at Portland Timbers%	3-0	W	10,622	---	---
July 17	COLORADO	3-1	W	9,122	5-6-5	20
July 24	NEW ENGLAND	2-2	T	9,062	5-6-6	21
Aug. 4	at Minnesota Thunder%	2-2 (5-4)	W	5,688	---	---
Aug. 7	D.C. UNITED	2-0	W	19,324	6-6-6	24
Aug. 11	at Chicago	1-2	L	11,307	6-7-6	24
Aug. 14	at Kansas City	2-0	W	11,545	7-7-6	27
Aug. 21	DALLAS	3-0	W	10,020	8-7-6	30
Aug. 24	at Kansas City %	0-1	L	2,162	---	---
Aug. 28	COLORADO	0-0	T	12,846	8-7-7	31
Sept. 4	at New England	1-0	W	25,266	9-7-7	34
Sept. 8	COLUMBUS	0-1	L	7,137	9-8-7	34
Sept. 11	at Los Angeles	1-2	L	27,000	9-9-7	34
Sept. 18	at Kansas City	0-1	L	10,873	9-10-7	34
Sept. 25	LOS ANGELES	0-0	T	27,030	9-10-8	35
Oct. 2	at Colorado	1-1	T	12,323	9-10-9	36
Oct. 9	KANSAS CITY	0-0	T	25,311	9-10-10	37
Oct. 16	at Dallas	2-2	T	10,268	9-10-11	38
Oct. 24	KANSAS CITY#	2-0	W	8,659		
Oct. 30	at Kansas City#	0-3	L	10,022		

[^] = CONCACAF Champions Cup
^{*} = Exhibition
[%] = US Open Cup
[#] = MLS Cup Playoffs



STATISTICAL LEADERS

Goals
 Brian Ching 12
 Landon Donovan 6

Assists
 Landon Donovan 10
 Brian Mullan 7
 Richard Mulrooney 7

Points
 Brian Ching 28
 Landon Donovan 22

GW Goals
 Brian Ching 3
 Brian Mullan 2

Shots
 Brian Ching 51
 Landon Donovan 51
 Ramiro Corrales 42

Shots on Goal
 Brian Ching 26
 Landon Donovan 22

Cautions
 Landon Donovan 6
 Troy Dayak 5
 Brian Mullan 5

Appearances
 Richard Mulrooney 30
 Ramiro Corrales 29

Games Started
 Richard Mulrooney 30
 Ramiro Corrales 28
 Brian Mullan 28

Minutes Played
 Richard Mulrooney 2,700
 Ramiro Corrales 2,475

Fouls Committed
 Brian Mullan 68
 Brian Ching 47

Fouls Suffered
 Richard Mulrooney 89
 Brian Ching 73

Corner Kicks
 Richard Mulrooney 87
 Jeff Agoos 79

GOALKEEPERS

Appearances
 Pat Onstad 25
 Jon Conway 5

Games Started
 Pat Onstad 25
 Jon Conway 5

Saves
 Pat Onstad 98
 Jon Conway 15

Goals-Against Average
 Jon Conway 0.60
 Pat Onstad 1.28

2004 SEASON IN REVIEW

FINAL 2004 REGULAR SEASON INDIVIDUAL STATS

UNF	POS	PLAYER	GP	GS	MIN	G	A	PTS	SHT	SOG	BLK	FC	FS	OF	CK	C	E	CP
25	F	Brian Ching	25	21	1954	12	4	28	51	26	0	47	73	11	2	4	0	20
10	F/M	Landon Donovan	23	22	2018	6	10	22	51	22	0	26	46	11	4	6	0	26
9	MF	Brian Mullan	28	28	2408	3	8	14	41	20	0	68	69	13	1	5	1	21
14	F	Dwayne De Rosario	21	12	1214	5	3	13	40	14	0	27	35	19	0	3	0	14
6	M	Ronnie Ekelund	26	24	2018	4	3	11	32	12	0	29	31	0	0	2	0	10
8	M	Richard Mulrooney	30	30	2700	1	8	10	28	13	0	35	89	2	87	4	0	17
5	MD	Ramiro Corrales	29	28	2475	3	1	7	42	12	1	35	35	1	4	4	1	17
12	D	Jeff Agoos	24	24	2152	1	4	6	15	7	0	10	22	0	79	3	1	13
23	MF	Chris Brown	11	7	561	2	1	5	15	5	0	9	7	5	0	0	0	0
16	D	Craig Waibel	23	23	2005	1	1	3	15	7	0	33	10	0	0	2	1	10
11	MF	Arturo Alvarez	11	2	374	1	0	2	7	4	0	14	5	0	0	3	0	13
19	D	Troy Dayak	16	15	1367	1	0	2	8	4	1	22	11	1	0	5	1	23
20	D	Ryan Cochrane	18	18	1459	0	1	1	3	3	0	25	10	1	0	3	1	15
7	MF	Ian Russell	22	12	1091	0	1	1	13	6	0	21	12	5	0	2	0	8
1	GK	Jon Conway	5	5	450	0	0	0	0	0	0	1	0	0	0	0	0	0
21	M	Tighe Dombrowski	4	0	44	0	0	0	0	0	0	0	0	0	0	0	0	0
17	D	Todd Dunivant	16	13	1212	0	0	0	7	3	0	10	11	0	0	1	0	5
22	D	Wes Hart	18	13	1180	0	0	0	1	0	0	23	8	1	0	3	0	15
18	GK	Pat Onstad	25	25	2250	0	0	0	0	0	0	0	3	0	0	0	0	0
2	D	Eddie Robinson	8	6	458	0	0	0	0	0	0	14	9	0	0	2	0	10
13	F	Jamil Walker	10	2	237	0	0	0	4	0	0	11	2	2	0	0	0	0
		Own-goals received				1												
		Team totals	30	30	2700	41	45	127	373	158	2	460	499	72	177	52	6	237
		Opponent totals	30	30	2700	35	40	110	332	150	9	512	442	73	142	62	2	275

GAME-WINNING GOALS: Ching 3, Mullan 2, Donovan 1, Corrales 1, Brown 1, Alvarez 1

GAME-WINNING ASSISTS: Donovan 3, Mulrooney 2, Mullan 2, Waibel 1, Russell 1, Ekelund 1, De Rosario 1, Corrales 1

PENALTY KICK GOALS/ATTEMPTS: Ekelund 3-4, Donovan 0-1

INDIVIDUAL GOALKEEPING

UNF	GOALKEEPER	GS	GP	MIN	SHTS	SVS	C/P	GA	GAA	PG	PA	W	L	T	SO
1	GK	Jon Conway	5	5	450	18	15	24	3	0.60	0	2	2	1	2
18	GK	Pat Onstad	25	25	2250	132	98	101	32	1.28	2	3	7	8	10
		Team totals	30	30	2700	150	113	125	35	1.17	2	3	9	10	8
		Opponent totals	30	30	2700	158	109	106	41	1.37	3	5	10	9	9

COACHES

COACH	W	L	T	PCT.	PTS.
Dominic Kinnear	9	10	11	0.483	38

Home Attendance (MLS Regular Season Games Only): 195,015 (15 games)

Home Average (MLS Regular Season Games Only): 13,001

MLS ALL-STARS

Jeff Agoos
Brian Ching
Landon Donovan
Richard Mulrooney
Pat Onstad

PLAYER OF THE MONTH

Pat Onstad (August)

PLAYER OF THE WEEK

Pat Onstad (2)

SEASON END AWARDS

Local

Defensive Player of the Year -- Pat Onstad
Budweiser Scoring Champion -- Brian Ching
Honda Most Valuable Player -- Brian Ching
U.S. Soccer Foundation Humanitarian of the Year --
Craig Waibel, Todd Dunivant
Geneva McAlavey Award -- Eddie Robinson
California Custom Award -- Richard Mulrooney

National

Best XI -- Brian Ching
Comeback Player of the Year -- Brian Ching
Sierra Mist Goal of the Year -- Dwayne De Rosario

2005 SEASON IN REVIEW

THE CLUB

2014 REVIEW

CLUB HISTORY

OPPONENTS

MEDIA INFO

Regular Season Record: 18-4-10, 64 Points
 Home: 9-0-7 Away: 9-4-3
 Overall Record: 19-6-12

Date	Opponent	Score	Result	Attend.	W-L-T	Pts.
April 2	NEW ENGLAND	2-2	T	8,730	0-0-1	1
April 9	CHIVAS USA	3-3	T	11,519	0-0-2	2
April 16	at Chicago	1-2	L	12,907	0-1-2	2
April 23	KANSAS CITY	3-2	W	8,028	1-1-2	5
April 30	at Real Salt Lake	2-2	T	16,254	1-1-3	6
May 7	at MetroStars	1-0	W	8,274	2-1-3	9
May 14	FC DALLAS	0-0	T	11,067	2-1-4	10
May 21	at Los Angeles	1-2	L	22,207	2-2-4	10
May 25	at Colorado	1-0	W	6,579	3-2-4	13
May 28	at Kansas City	0-1	L	8,526	3-3-4	13
June 4	D.C. UNITED	0-0	T	11,989	3-3-5	14
June 12	at Chivas USA	1-1	T	8,654	3-3-6	15
June 18	REAL SALT LAKE	3-0	W	9,630	4-3-6	18
June 25	LOS ANGELES	3-0	W	15,917	5-3-6	21
June 29	COLORADO	1-0	W	9,811	6-3-6	24
July 2	at FC Dallas	2-2	T	8,719	6-3-7	25
July 9	at Columbus	2-1	W	12,539	7-3-7	28
July 15	at D.C. United	0-3	L	13,978	7-4-7	28
July 20	at Colorado	2-1	W	6,974	8-4-7	31
July 23	METROSTARS	2-1	W	10,302	9-4-7	34
Aug. 3	at Portland Timbers (USL)%	2-0	W	6,607	---	---
Aug. 6	COLUMBUS	2-1	W	9,465	10-4-7	37
Aug. 8	DEPORTIVO ALAVES*	1-1	T	4,522	---	---
Aug. 13	COLORADO	1-1	T	9,103	10-4-8	38
Aug. 20	at Real Salt Lake	1-0	W	15,127	11-4-8	41
Aug. 24	LOS ANGELES%	1-2	L	5,134	---	---
Aug. 27	LOS ANGELES	2-1	W	24,112	12-4-8	44
Sept. 3	at FC Dallas	2-0	W	8,023	13-4-8	47
Sept. 10	CHIVAS USA	3-0	W	22,311	14-4-8	50
Sept. 17	at Chivas USA	2-1	W	10,342	15-4-8	53
Sept. 21	CHICAGO	2-0	W	9,789	16-4-8	56
Sept. 24	FC DALLAS	1-1	T	17,414	16-4-9	57
Oct. 1	at New England	2-0	W	14,316	17-4-9	60
Oct. 8	REAL SALT LAKE	2-2	T	19,407	17-4-10	61
Oct. 15	at Los Angeles	3-1	W	27,000	18-4-10	64
Oct. 23	at Los Angeles#	1-3	L	17,466	---	---
Oct. 29	LOS ANGELES#	1-1	T	17,824	---	---

* = Exhibition
 % = US Open Cup
 # = MLS Cup Playoffs



STATISTICAL LEADERS

Goals
 Dwayne De Rosario..... 8
 Alejandro Moreno..... 7

Assists
 Dwayne De Rosario..... 13
 Ronald Cerritos..... 9

GW Goals
 Dwayne De Rosario..... 5
 Mark Chung..... 4

Shots
 Dwayne De Rosario..... 70
 Ronald Cerritos..... 50

Shots on Goal
 Dwayne De Rosario..... 34
 Ronald Cerritos..... 29

Appearances
 Pat Onstad..... 32
 Alejandro Moreno..... 31

Games Started
 Pat Onstad..... 32
 Wade Barrett..... 30

Minutes Played
 Pat Onstad..... 2,880
 Wade Barrett..... 2,664

Fouls Committed
 Eddie Robinson..... 68
 Ricardo Clark..... 58

Fouls Suffered
 Alejandro Moreno..... 102
 Brian Mullan..... 79

Corner Kicks
 Ronald Cerritos..... 55
 Mark Chung..... 50

Cautions
 Danny Califf..... 7
 Ricardo Clark..... 6
 Eddie Robinson..... 6

GOALKEEPERS

Appearances
 Pat Onstad..... 32

Games Started
 Pat Onstad..... 32

Saves
 Pat Onstad..... 105

Goals-Against Average
 Pat Onstad..... 0.97

2005 SEASON IN REVIEW

FINAL 2005 REGULAR SEASON INDIVIDUAL STATS

UNF	POS	PLAYER	GP	GS	MIN	G	A	SHT	SOG	FC	FS	OFF	CK	C	E
14	MF	Dwayne De Rosario	28	26	2375	9	13	70	34	36	58	9	17	4	0
15	F	Alejandro Moreno	31	24	2167	8	4	42	20	39	102	23	1	3	0
12	M	Mark Chung (TOT)	30	28	2487	7	7	39	20	42	48	2	50	2	0
12	M	Mark Chung (SJ)	24	23	2053	6	7	32	16	36	39	2	33	2	0
25	F	Brian Ching	16	11	990	7	5	25	17	37	36	9	0	3	0
20	F	Ronald Cerritos	30	28	2308	6	9	50	29	21	37	41	55	0	0
9	MF	Brian Mullan	25	23	1996	3	6	22	11	42	79	3	0	4	0
13	MD	Ricardo Clark	30	28	2492	3	2	31	6	58	42	1	0	6	0
11	M	Brad Davis	18	16	1408	2	8	23	11	31	37	5	32	4	0
26	MD	Kelly Gray (TOT)	26	25	2281	2	2	16	4	18	9	2	0	3	0
26	MD	Kelly Gray (SJ)	20	20	1773	1	2	10	2	8	5	1	0	1	0
4	D	Danny Califf	20	20	1742	2	0	9	5	37	20	0	0	7	1
24	D	Wade Barrett	30	30	2664	1	2	4	2	28	31	1	1	2	0
33	F	Julian Nash	10	1	233	1	1	3	3	6	4	1	0	0	0
2	D	Eddie Robinson	29	29	2450	1	1	5	2	68	53	0	0	6	2
19	D	Troy Dayak	7	7	551	1	0	5	1	5	1	0	0	0	0
3	D	Kevin Goldthwaite	3	2	147	0	1	1	1	3	2	0	3	1	1
16	D	Craig Waibel	6	6	527	0	1	1	0	7	2	0	0	0	0
17	D	Chris Aloisi	6	5	495	0	0	3	1	9	8	0	0	2	0
5	D	Ryan Cochrane	14	6	776	0	0	2	0	9	2	0	0	3	0
22	D/M	Wes Hart	7	1	178	0	0	0	0	2	2	0	0	0	0
23	F	Roger Levesque	1	0	12	0	0	0	0	0	0	0	0	0	0
18	GK	Pat Onstad	32	32	2880	0	0	0	0	1	4	0	0	1	0
27	M	Danny O'Rourke	13	12	1050	0	0	4	2	35	16	0	0	3	0
7	M	Ian Russell	13	2	235	0	0	2	1	9	7	0	2	1	0
29	M	Chris Wondolowski	2	0	5	0	0	0	0	1	0	0	0	1	0
1	GK	Jon Conway	0	0	0	0	0	0	0	0	0	0	0	0	0
		Own-goals received				2									
		TEAM TOTALS	32	32	2880	53	62	344	164	528	590	96	144	54	4
		OPPONENT TOTALS	32	32	2880	31	25	355	136	603	511	62	163	81	4

GAME-WINNING GOALS: Dwayne De Rosario 5, Mark Chung 4, Alejandro Moreno 3, Ronald Cerritos 3, Brad Davis 1, Brian Ching 1, Danny Califf 1

GAME-WINNING ASSISTS: Dwayne De Rosario 5, Brian Mullan 3, Brad Davis 3, Brian Ching 3, Ronald Cerritos 3, Mark Chung 2, Wade Barrett 2, Julian Nash 1, Alejandro Moreno 1, Kelly Gray 1, Kevin Goldthwaite 1, Ricardo Clark 1

PENALTY KICK GOALS/ATTEMPTS: Dwayne De Rosario 1-1, Ronald Cerritos 1-1

INDIVIDUAL GOALKEEPING

UNF	POS	GOALKEEPER	GP	GS	MIN	SHTS	SV	GA	GAA	PG	PA	W	L	T	SO
18	GK	Pat Onstad	32	32	2880	136	105	31	0.97	4	5	18	4	10	12
		TEAM TOTALS	32	32	2880	136	105	31	0.97	4	5	18	4	10	12
		OPPONENT TOTALS	32	32	2880	164	112	53	1.66	2	2	4	18	10	4

COACHES

COACH	W	L	T	PCT.	PTS.
Dominic Kinnear	18	4	10		64

Home Attendance (MLS Regular Season Games Only): 208,594 (16 games)

Home Average (MLS Regular Season Games Only): 13,037

MLS ALL-STAR

Brad Davis

PLAYER OF THE MONTH

Pat Onstad (August)

PLAYER OF THE WEEK

Pat Onstad (2)

SEASON END AWARDS

Local

Defensive Player of the Year -- Pat Onstad
 Budweiser Golden Boot -- Dwayne De Rosario
 Honda Most Valuable Player -- Dwayne De Rosario
 U.S. Soccer Foundation Humanitarian of the Year -- Craig Waibel
 Geneva McAlavey Award -- Eddie Robinson
 California Custom Award -- Brian Mullan

National

Best XI -- Pat Onstad, Danny Califf, Dwayne De Rosario
 Sierra Mist Goal of the Year -- Dwayne De Rosario
 Goalkeeper of the Year -- Pat Onstad
 Coach of the Year -- Dominic Kinnear
 Kraft Fair Play Award -- Ronald Cerritos
 Athletic Trainer of the Year -- Bruce Morgan

2008 SEASON IN REVIEW

Regular Season Record: 8-13-9, 33 Points

Home: 6-5-4 Away: 2-8-5

Overall Record: 10-15-9

THE CLUB

2014 REVIEW

CLUB HISTORY

OPPONENTS

MEDIA INFO

Date	Opponent	Score	Result	Attend.	W-L-T	Pts.
April 3	at Los Angeles Galaxy	0-2	L	27,000	0-1-0	0
April 12	CHICAGO FIRE*	0-1	L	20,038	0-2-0	0
April 19	at Colorado Rapids	2-0	W	14,919	1-2-0	3
April 27	at New York Red Bulls	0-2	L	9,053	1-3-0	3
April 30	at Real Salt Lake#	0-4	L	N/A	----	--
May 3	FC DALLAS	0-0	T	10,515	1-3-1	4
May 10	COLUMBUS CREW	2-3	L	9,318	1-4-1	4
May 17	at New England Revolution	0-2	L	13,004	1-5-1	4
May 22	HOUSTON DYNAMO	2-1	W	10,046	2-5-1	7
May 31	at Real Salt Lake	1-3	L	15,977	2-6-1	7
June 7	at Columbus Crew	2-0	W	11,704	3-6-1	10
June 14	LOS ANGELES GALAXY*	0-3	L	39,872	3-7-1	10
June 18	at Real Salt Lake	0-0	T	10,333	3-7-2	11
June 22	at D.C. United	1-3	L	17,922	3-8-2	11
June 28	at Chicago Fire	0-0	T	15,276	3-8-3	12
July 5	at Chivas USA	0-1	L	13,576	3-9-3	12
July 12	COLORADO RAPIDS	1-1	T	9,107	3-9-4	13
July 15	HONDURAS&	4-0	W	2,200	----	--
July 19	at Toronto FC	0-0	T	20,264	3-9-5	14
July 27	NEW YORK RED BULLS	1-1	T	9,046	3-9-6	15
Aug. 3	LOS ANGELES GALAXY*	3-2	W	26,071	4-9-6	18
Aug. 16	NEW ENGLAND REVOLUTION	4-0	W	9,859	5-9-6	21
Aug. 23	Chivas USA	0-0	T	12,209	5-9-7	22
Aug. 30	KANSAS CITY WIZARDS	2-1	W	10,089	6-9-7	25
Sept. 2	SEATTLE SOUNDERS&	1-2	L	N/A	----	--
Sept. 6	D.C. UNITED	2-1	W	10,121	7-9-7	28
Sept. 13	HOUSTON DYNAMO	1-1	T	10,526	7-9-8	29
Sept. 27	REAL SALT LAKE	2-3	L	10,059	7-10-8	29
Oct. 2	at FC Dallas	1-1	T	7,173	7-10-9	30
Oct. 7	CD FAS&	2-1	W	5,495	----	--
Oct. 11	CHIVAS USA	0-1	L	10,502	7-11-9	30
Oct. 15	at Houston Dynamo	1-2	L	12,237	7-12-9	30
Oct. 18	at Kansas City Wizards	2-3	L	9,841	7-13-9	30
Oct. 25	TORONTO FC	2-0	W	10,526	8-13-9	33

& = Exhibition

= US Open Cup Play-In

* = Played at Oakland-Alameda County Coliseum



STATISTICAL LEADERS

Goals

Darren Huckerby	6
Ryan Johnson	5

Assists

Ronnie O'Brien	6
Darren Huckerby	4

GW Goals

Ronnie O'Brien	3
Ryan Cochrane	2
Darren Huckerby	2

Shots

Ronnie O'Brien	62
Darren Huckerby	31

Shots on Goal

Ronnie O'Brien	25
Ryan Johnson	19

Cautions

Nick Garcia	8
James Riley	6
Four Tied	5

Appearances

Joe Cannon	30
Three Tied	28

Games Started

Joe Cannon	30
Ronnie O'Brien	28
Jason Hernandez	28

Minutes Played

Joe Cannon	2,700
Jason Hernandez	2,451

Fouls Committed

Ronnie O'Brien	38
Ryan Johnson	31

Fouls Suffered

Ronnie O'Brien	33
Kei Kamara	30

Corner Kicks

Ronnie O'Brien	60
Darren Huckerby	44

GOALKEEPERS

Appearances

Joe Cannon	30
------------	----

Games Started

Joe Cannon	30
------------	----

Saves

Joe Cannon	124
------------	-----

Goals-Against Average

Joe Cannon	1.27
------------	------

2008 SEASON IN REVIEW

FINAL 2008 REGULAR SEASON INDIVIDUAL STATS

UNF	POS	PLAYER	GP	GS	MIN	G	A	SHT	SOG	FC	FS	OFF	CK	C	E
17	F	Arturo Alvarez (TOT)	28	21	1795	6	6	40	21	17	24	13	12	2	0
17	F	Arturo Alvarez (SJ)	12	11	864	3	3	18	10	9	15	6	8	0	0
6	M	Darren Huckerby	14	14	1211	6	4	31	14	14	16	22	44	1	0
33	F	Scott Sealy (TOT)	27	24	2021	5	3	45	23	19	34	35	0	0	0
33	F	Scott Sealy (SJ)	14	14	1168	3	3	26	14	13	22	16	0	0	0
19	F-M	Ryan Johnson	28	13	1535	5	1	29	19	31	24	12	0	2	0
7	M	Ronnie O'Brien	28	28	2286	4	6	62	25	38	33	1	60	4	0
12	M-D	Ramiro Corrales	22	22	1895	2	2	29	7	29	27	1	31	5	0
5	D	Ryan Cochrane	19	17	1535	2	1	3	2	27	7	2	0	5	0
20	F	John Cunliffe	12	4	389	2	0	10	3	10	8	2	0	1	0
16	F	*Kei Kamara	12	11	997	2	0	28	12	25	30	5	0	2	0
15	M	Shea Salinas	23	2	544	2	0	12	6	8	10	2	1	1	0
23	M-D	*Ivan Guerrero	14	13	1014	1	0	8	4	3	11	1	1	0	0
11	M	Ned Grabavoy	24	21	1709	0	4	14	2	21	18	0	8	2	0
2	D	Eric Denton	26	26	2209	0	2	3	1	23	13	2	0	5	0
3	D	Nick Garcia	24	24	2151	0	2	0	0	27	16	0	0	8	0
10	M	Francisco Lima	14	13	1183	0	2	8	2	10	18	0	1	2	0
4	D-F	James Riley	24	23	2055	0	2	7	4	24	15	1	0	6	2
21	D	Jason Hernandez	28	28	2451	0	1	5	1	29	25	0	0	5	1
1	GK	Joe Cannon	30	30	2700	0	0	0	0	0	1	0	0	2	0
9	F	Gavin Ginton	6	4	287	0	0	6	3	4	3	3	0	0	0
22	D	Kelly Gray (TOT)	15	8	842	0	0	13	3	20	7	0	0	5	0
22	D	Kelly Gray (SJ)	13	7	742	0	0	13	3	18	7	0	0	4	0
10	F	Peguero Jean Philippe	3	1	122	0	0	2	0	0	2	0	0	0	0
77	M	Jovan Kirovski (TOT)	9	1	154	0	0	1	0	7	0	2	0	1	0
77	M	Jovan Kirovski (SJ)	9	1	154	0	0	1	0	7	0	2	0	1	0
18	D	Jamil Roberts	1	0	16	0	0	0	0	0	0	0	0	0	0
8	F	Adam Smarte	3	1	104	0	0	0	0	4	3	0	0	1	0
32	F	Davide Somma	3	0	47	0	0	2	0	4	1	0	0	0	0
6	M	*Joe Vide	5	2	274	0	0	0	0	4	2	0	0	0	0
16	F	Mikel Arce	0	0	0	0	0	0	0	0	0	0	0	0	0
23	F	Michael Ghebru	0	0	0	0	0	0	0	0	0	0	0	0	0
24	GK	Michael Gustavson	0	0	0	0	0	0	0	0	0	0	0	0	0
14	M	Matt Hatzke	0	0	0	0	0	0	0	0	0	0	0	0	0
		TEAM TOTALS	30	30	2700	32	33	317	132	382	353	78	154	57	4
		OPPONENT TOTALS	30	30	2700	38	36	370	166	353	382	91	157	48	3

GAME-WINNING GOALS: Ronnie O'Brien 2, Darren Huckerby 2, Ryan Cochrane 2, Ryan Johnson 1, Ivan Guerrero 1
GAME-WINNING ASSISTS: Ronnie O'Brien 2, Francisco Lima 2, Scott Sealy 1, James Riley 1, Ryan Johnson 1, Eric Denton 1, Ramiro Corrales 1
PENALTY KICK GOALS/ATTEMPTS: Shea Salinas 1-1

INDIVIDUAL GOALKEEPING

UNF	GOALKEEPER	GP	GS	MIN	SHTS	SV	GA	GAA	PG	PA	W	L	T	SO
1	GK Joe Cannon	30	30	2700	166	124	38	1.27	3	5	8	13	9	9
	TEAM TOTALS	30	30	2700	166	124	38	1.27	3	5	8	13	9	9
	OPPONENT TOTALS	30	30	2700	132	94	32	1.07	1	1	13	8	9	12

COACHES

COACH	W	L	T	PCT.	PTS.
Frank Yallop	8	13	9	.417	33

Home Attendance (MLS Regular Season Games Only): 205,695 (15 games)
Home Average (MLS Regular Season Games Only): 13,713

PLAYER OF THE MONTH
 Darren Huckerby (September)

PLAYER OF THE WEEK
 Ronnie O'Brien

SEASON END AWARDS

Local
 Most Valuable Player -- Darren Huckerby
 Budweiser Golden Boot -- Darren Huckerby
 Defensive Player of the Year -- Jason Hernandez
 Andrew Bedard Memorial Spirit of the Game Award/
 U.S. Soccer Foundation Humanitarian of the Year -- Joe Cannon

National
 MLS Newcomer of the Year -- Darren Huckerby

2009 SEASON IN REVIEW

Regular Season Record: 7-14-9, 30 Points
 Home: 6-5-4 Away: 1-10-5
 Overall Record: 7-15-10

THE CLUB

2014 REVIEW

CLUB HISTORY

OPPONENTS

MEDIA INFO

Date	Opponent	Score	Result	Attend.	W-L-T	Pts.
March 21	NEW ENGLAND REVOLUTION	0-1	L	10,335	0-1-0	0
March 28	HOUSTON DYNAMO	3-2	W	9,177	1-1-0	3
April 5	at Kansas City Wizards	0-2	L	6,922	1-2-0	3
April 11	CHICAGO FIRE	3-3	T	9,717	1-2-1	4
April 18	LA GALAXY [^]	1-1	T	15,862	1-2-2	5
April 25	at Seattle Sounders FC	0-2	L	28,838	1-3-2	5
April 29	NEW YORK RED BULLS*	1-2	L	4,011	-----	--
May 2	CHIVAS USA	0-1	L	10,049	1-4-2	5
May 8	at New York Red Bulls	1-4	L	8,042	1-5-2	5
May 23	at Houston Dynamo	1-3	L	12,619	1-6-2	5
May 27	at Columbus Crew	1-2	L	8,793	1-7-2	5
May 30	REAL SALT LAKE	2-1	W	10,153	2-7-2	8
June 7	at FC Dallas	2-2	T	5,724	2-7-3	9
June 13	at Seattle Sounders FC	1-2	L	28,999	2-8-3	9
June 20	LA GALAXY [^]	2-1	W	17,128	3-8-3	12
July 3	at Real Salt Lake	1-1	T	17,478	3-8-4	13
July 11	TORONTO FC	1-3	L	9,679	3-9-4	13
July 18	at Chicago Fire	0-2	L	14,228	3-10-4	13
July 27	D.C. UNITED	2-2	T	9,022	3-10-5	14
Aug. 2	SEATTLE SOUNDERS FC	4-0	W	9,919	4-10-5	17
Aug. 8	COLUMBUS CREW%	0-3	L	61,572	4-11-5	17
Aug. 22	KANSAS CITY WIZARDS	1-0	W	9,031	5-11-5	20
Aug. 29	at New England Revolution	1-2	L	7,286	5-12-5	20
Sept. 8	CD AGUILA#	0-0	T	2,989	-----	---
Sept. 18	COLORADO RAPIDS	1-1	T	10,525	5-12-6	21
Sept. 23	at Colorado Rapids	1-1	T	6,234	5-12-7	22
Sept. 27	at D.C. United	2-1	W	14,375	6-12-7	25
Oct. 3	NEW YORK RED BULLS	1-0	W	10,525	7-12-7	28
Oct. 7	FC DALLAS	1-2	L	9,023	7-13-7	28
Oct. 10	at Toronto FC	1-1	T	20,571	7-13-8	29
Oct. 17	at Chivas USA	2-2	T	12,316	7-13-9	30
Oct. 24	at LA Galaxy	0-2	L	27,000	7-14-9	30

[^] = Match played at Oakland-Alameda County Coliseum
[#] = Friendly
^{*} = US Open Cup Play-In
[%] = Match played at Candlestick Park. First game of a doubleheader with FC Barcelona vs. Chivas de Guadalajara.



STATISTICAL LEADERS

Goals
 Ryan Johnson.....11
 Arturo Alvarez.....5

Assists
 Chris Leitch.....7
 Shea Salinas.....5

GW Goals
 Ryan Johnson.....3
 Three Tied.....1

Shots
 Ryan Johnson.....59
 Arturo Alvarez.....53

Shots on Goal
 Ryan Johnson.....35
 Arturo Alvarez.....22

Cautions
 Ramiro Corrales.....7
 Three Tied.....5

Appearances
 Ryan Johnson.....30
 Chris Leitch.....29

Games Started
 Chris Leitch.....29
 Joe Cannon.....28

Minutes Played
 Chris Leitch.....2,537
 Joe Cannon.....2,520

Fouls Committed
 Ryan Johnson.....43
 Ramiro Corrales.....29

Fouls Suffered
 Ramiro Corrales.....38
 Bobby Convey.....34

Corner Kicks
 Arturo Alvarez.....48
 Bobby Convey.....41
 Darren Huckerby.....41

GOALKEEPERS

Appearances
 Joe Cannon.....28

Games Started
 Joe Cannon.....28

Saves
 Joe Cannon.....97

Goals-Against Average
 Joe Cannon.....1.67

2009 SEASON IN REVIEW

FINAL 2009 REGULAR SEASON INDIVIDUAL STATS

UNF	POS	PLAYER	GP	GS	MIN	G	A	SHT	SOG	FC	FS	OF	CK	C	E
19	F	Ryan Johnson	30	27	2241	11	2	59	35	43	28	28	1	3	0
10	M-F	Arturo Alvarez	23	20	1848	5	2	53	22	27	31	6	48	5	0
13	F	Cornell Glen	12	6	481	4	1	22	14	6	12	6	1	0	0
17	F	*Chris Wondolowski	14	8	854	3	1	23	11	7	9	4	0	3	0
6	M	Darren Huckerby	14	13	1058	3	2	18	10	17	15	8	41	3	0
9	F	*Pablo Campos	14	9	611	2	2	11	8	18	17	5	0	2	0
20	M	Ramon Sanchez	10	10	895	2	1	8	4	8	13	0	0	1	0
25	F	Quincy Amarikwa	24	1	602	1	2	11	3	24	10	5	0	5	0
11	M	Bobby Convey	26	25	2200	1	2	17	4	25	34	1	41	4	0
17	F	*Cam Weaver	9	5	475	1	2	8	3	12	11	2	0	1	0
14	D-M	Brandon McDonald	18	18	1579	1	1	8	4	14	8	1	0	3	0
4	D	Chris Leitch	29	29	2537	0	7	4	3	21	15	0	0	3	0
15	M	Shea Salinas	23	13	1306	0	5	19	5	12	12	0	8	3	1
12	D	Ramiro Corrales	24	24	2066	0	3	15	5	29	38	2	0	7	0
23	D	Mike Zaher	10	8	757	0	2	1	1	4	4	0	0	1	0
2	D	Eric Denton	11	9	803	0	1	2	1	3	4	0	0	2	0
2	D	*Bobby Burling	7	6	562	0	0	2	1	4	2	0	0	0	0
1	GK	Joe Cannon	28	28	2520	0	0	1	1	0	4	0	0	2	0
5	D	*Ryan Cochrane	2	2	180	0	0	0	0	6	1	0	0	0	0
7	M	Simon Elliott	15	12	1234	0	0	7	3	8	3	0	13	0	0
3	D	*Nick Garcia	12	12	1080	0	0	0	0	11	5	0	0	2	0
22	D-M	Kelly Gray	8	7	632	0	0	5	0	3	5	0	0	0	0
21	D	Jason Hernandez	16	16	1403	0	0	0	0	15	13	0	0	5	0
28	M	Andre Luiz	7	7	488	0	0	4	1	6	8	0	4	1	0
27	D-M	*Aaron Pitchkolan	9	6	586	0	0	3	0	10	2	0	0	3	0
8	M	Antonio Ribeiro	7	7	509	0	0	9	2	7	6	0	0	2	0
32	F	Davide Somma	1	0	4	0	0	1	0	1	0	0	0	0	0
24	GK	Andrew Weber	2	2	180	0	0	0	0	0	0	0	0	0	0
31	GK	Mike Graczyk	0	0	0	0	0	0	0	0	0	0	0	0	0
18	D	Jamil Roberts	0	0	0	0	0	0	0	0	0	0	0	0	0
TOTALS			30	30	2700	36	36	311	141	341	337	68	157	61	1
OPPONENT TOTALS			30	30	2700	50	57	374	164	337	341	97	154	47	2

GAME-WINNING GOALS: Ryan Johnson 3, Chris Wondolowski 1, Cam Weaver 1, Arturo Alvarez 1

GAME-WINNING ASSISTS: Chris Leitch 2, Bobby Convey 2, Darren Huckerby 1, Ramiro Corrales 1, Pablo Campos 1

PENALTY KICK GOALS/ATTEMPTS: Chris Wondolowski 1-1, Ryan Johnson 1-1, Cornell Glen 1-1, Pablo Campos 1-1

SAN JOSE EARTHQUAKES INDIVIDUAL GOALKEEPING

UNF	POS	GOALKEEPER	GP	GS	MIN	SHTS	SV	GA	GAA	PG	PA	W	L	T	SO
24	GK	Andrew Weber	2	2	180	17	11	3	1.50	0	0	1	0	1	0
1	GK	Joe Cannon	28	28	2520	147	97	47	1.68	3	3	6	14	8	3
Team totals			30	30	2700	164	108	50	1.67	3	3	7	14	9	3
Opponent totals			30	30	2700	141	103	36	1.20	5	5	14	7	9	7

* = Played with other teams in 2009. Only San Jose Earthquakes statistics listed here.

COACHES

COACH	W	L	T	PCT.	PTS.
Frank Yallop	7	14	9	.383	30

Home Attendance (MLS Regular Season Games Only): 211,717 (15 games)

Home Average (MLS Regular Season Games Only): 14,114

PLAYERS OF THE MONTH

None

PLAYERS OF THE WEEK

None

SEASON END AWARDS

Local

Most Valuable Player -- Ryan Johnson

Budweiser Golden Boot -- Ryan Johnson

Defensive Player of the Year -- Chris Leitch

Andrew Bedard Memorial Spirit of the Game Award/

U.S. Soccer Foundation Humanitarian of the Year -- Shea Salinas

National

None

THE CLUB

2014 REVIEW

CLUB HISTORY

OPPONENTS

MEDIA INFO

2010 SEASON IN REVIEW

Regular Season Record: 13-10-7, 46 Points
 Home: 7-5-3 Away: 6-5-4
 Overall Record: 15-13-8
 Exhibition: 1-0-1 U.S. Open Cup Play-In: 0-1-0 MLS Cup Playoffs: 1-2-0

THE CLUB

2014 REVIEW

CLUB HISTORY

OPPONENTS

MEDIA INFO

Date	Opponent	Score	Result	Attend.	W-L-T	Pts.
March 27	REAL SALT LAKE	0-3	L	10,589	0-1-0	0
April 10	at Chicago Fire	2-1	W	20,276	1-1-0	3
April 14	REAL SALT LAKE*	3-3 (5-3 pk)	L	2,718	-----	--
April 17	NEW ENGLAND REVOLUTION	2-0	W	9,082	2-1-0	6
April 24	at Chivas USA	2-3	L	14,389	2-2-0	6
May 1	COLORADO RAPIDS	1-0	W	8,674	3-2-0	9
May 8	NEW YORK RED BULLS	4-0	W	9,711	4-2-0	12
May 15	at New England Revolution	0-0	T	13,611	4-2-1	13
May 22	at Seattle Sounders FC	1-0	W	35,953	5-2-1	16
May 29	TORONTO FC	1-3	L	10,214	5-3-1	16
June 2	COLUMBUS CREW	2-2	T	8,033	5-3-2	17
June 5	at FC Dallas	0-2	L	14,431	5-4-2	17
June 12	vs. Chivas USA&	0-0 (6-5 pk)	W	7,134	-----	--
June 25	at Real Salt Lake	0-0	T	16,216	5-4-3	18
July 3	D.C. UNITED	1-1	T	10,304	5-4-4	19
July 10	at Philadelphia Union	2-1	W	17,183	6-4-4	22
July 17	TOTTENHAM HOTSPUR#	0-0	T	10,712	-----	--
July 22	at LA Galaxy	2-2	T	17,712	6-4-5	23
July 31	SEATTLE SOUNDERS FC	0-1	L	10,351	6-5-5	23
Aug. 7	at Colorado Rapids	0-1	L	12,701	6-6-5	23
Aug. 14	KANSAS CITY WIZARDS	1-0	W	8,619	7-6-5	26
Aug. 21	LA GALAXY	1-0	W	10,799	8-6-5	29
Aug. 28	at New York Red Bulls	0-2	L	21,859	8-7-5	29
Sept. 5	at Houston Dynamo	2-1	W	15,073	9-7-5	32
Sept. 11	FC DALLAS	0-0	T	10,342	9-7-6	33
Sept. 15	PHILADELPHIA UNION	1-0	W	8,109	10-7-6	36
Sept. 25	at Toronto FC	3-2	W	20,064	11-7-6	39
Sept. 29	CHICAGO FIRE	0-3	L	9,829	11-8-6	39
Oct. 2	at Columbus Crew	0-0	T	10,876	11-8-7	40
Oct. 9	at D.C. United	2-0	W	14,822	12-8-7	43
Oct. 16	HOUSTON DYNAMO	0-1	L	10,597	12-9-7	43
Oct. 20	CHIVAS USA	3-0	W	9,633	13-9-7	46
Oct. 23	at Kansas City Wizards	1-4	L	11,518	13-10-7	46
Oct. 30	NEW YORK RED BULLS%	0-1	L	10,525	-----	--
Nov. 4	at New York Red Bulls%	3-1	W	22,839	-----	--
Nov. 13	at Colorado Rapids%	0-1	L	17,779	-----	--

& = Exhibition at Raley Field in Sacramento, Calif.
 # = Friendly
 * = US Open Cup Play-In
 % = MLS Cup Playoffs



STATISTICAL LEADERS

Goals
 Chris Wondolowski 18
 Arturo Alvarez 3
 Ike Opata 3

Assists
 Bobby Convey 10
 Ryan Johnson 8

GW Goals
 Chris Wondolowski 9
 Four Tied 1

Shots
 Chris Wondolowski 68
 Ryan Johnson 37

Shots on Goal
 Chris Wondolowski 36
 Ryan Johnson 18

Cautions
 Bobby Convey 7
 Bobby Burling 5

Appearances
 Brandon McDonald 29
 Bobby Convey 28
 Chris Wondolowski 28

Games Started
 Bobby Convey 28
 Brandon McDonald 28

Minutes Played
 Bobby Convey 2,472
 Brandon McDonald 2,429

Fouls Committed
 Bobby Convey 35
 Chris Wondolowski 26

Fouls Suffered
 Bobby Convey 36
 Ryan Johnson 24

Corner Kicks
 Bobby Convey 92
 Geovanni 17

GOALKEEPERS

Appearances
 Jon Busch 18

Games Started
 Jon Busch 18

Saves
 Jon Busch 81

Goals-Against Average
 Jon Busch 1.06

2010 SEASON IN REVIEW

FINAL 2010 REGULAR SEASON INDIVIDUAL STATS

UNF	POS	PLAYER	GP	GS	MIN	G	A	SHT	SOG	FC	FS	OF	CK	C	E
8	F	Chris Wondolowski	28	26	2308	18	1	68	36	26	17	18	0	3	0
10	M	Arturo Alvarez	19	11	1210	3	1	26	12	16	17	0	4	3	0
6	D	Ike Opara	11	10	914	3	0	10	5	8	2	0	1	1	0
33	D	Steven Beitashour	8	7	640	1	0	4	3	9	2	0	0	0	0
2	D	Bobby Burling	18	16	1410	1	1	9	3	18	9	0	0	5	0
11	M	Bobby Convey	28	28	2472	1	10	18	9	35	36	4	92	7	0
12	D	Ramiro Corrales	20	18	1677	1	2	12	4	17	20	0	0	4	0
77	M	Geovanni	12	8	777	1	3	25	13	12	19	1	17	1	0
17	M	Joey Gjertsen	18	16	1220	1	1	12	5	6	8	0	6	0	0
13	F	Cornell Glen	21	10	947	1	0	32	10	17	17	24	0	1	0
19	F	Ryan Johnson	27	19	1706	1	8	37	18	23	24	19	0	2	0
14	D	Brandon McDonald	29	28	2429	1	2	19	4	22	20	1	0	1	1
7	M	Khari Stephenson	11	11	776	1	1	18	6	12	19	1	0	1	0
25	F	*Quincy Amarikwa	1	0	7	0	0	0	0	0	2	0	0	0	0
4	M	*Sam Cronin	17	16	1401	0	0	5	1	17	10	0	0	2	1
23	F	Eduardo	8	2	303	0	1	6	1	4	10	4	0	1	0
21	D	Jason Hernandez	27	27	2412	0	1	0	0	5	7	0	1	2	1
22	M	Omar Jasseh	4	0	76	0	0	2	1	3	5	1	1	1	0
3	D	Chris Leitch	15	15	1225	0	0	1	0	10	4	0	0	1	1
28	M	Andre Luiz	9	9	701	0	1	4	2	9	14	0	3	1	0
15	D	Justin Morrow	3	0	59	0	0	1	0	1	0	0	0	0	0
5	M	Brad Ring	11	4	435	0	0	7	1	3	7	0	0	0	0
30	M	Javier Robles	2	1	61	0	0	2	2	1	1	0	0	0	0
20	M	Ramon Sanchez	3	1	83	0	0	1	1	0	0	0	0	0	0
9	F	Scott Sealy	15	5	520	0	1	7	2	7	9	7	0	0	0
20	D	*Tim Ward	13	12	1103	0	1	2	0	5	6	0	0	0	0
18	GK	Jon Busch	18	18	1620	0	0	0	0	0	0	0	0	3	0
1	GK	Joe Cannon	12	12	1080	0	0	0	0	0	0	0	0	0	0
25	GK	Brian Edwards	0	0	0	0	0	0	0	0	0	0	0	0	0
TOTALS			30	30	2700	34	35	329	140	286	305	83	125	40	4
OPPONENT TOTALS			30	30	2700	33	34	407	159	305	285	101	187	31	2

GAME-WINNING GOALS: Chris Wondolowski 9, Ryan Johnson 1, Ike Opara 1, Geovanni 1, Arturo Alvarez 1

GAME-WINNING ASSISTS: Bobby Convey 5, Ryan Johnson 3, Bobby Burling 1, Ramiro Corrales 1, Brandon McDonald 1, Khari Stephenson 1, Tim Ward 1, Joey Gjertsen 1, Arturo Alvarez 1

PENALTY KICK GOALS/ATTEMPTS: Chris Wondolowski 3-3

SAN JOSE EARTHQUAKES INDIVIDUAL GOALKEEPING

UNF	POS	GOALKEEPER	GP	GS	MIN	SHTS	SV	GA	GAA	PG	PA	W	L	T	SO
18	GK	Jon Busch	18	18	1620	104	81	19	1.06	0	0	7	6	5	7
1	GK	Joe Cannon	12	12	1080	55	38	14	1.17	0	0	6	4	2	6
Team totals			30	30	2700	159	119	33	1.10	0	0	13	10	7	13
Opponent totals			30	30	2700	140	106	34	1.13	3	3	10	13	7	11

* = Played with other teams in 2010. Only San Jose Earthquakes statistics listed here.

COACHES

COACH	W	L	T	PCT.	PTS.
Frank Yallop	13	10	7	.550	46

Home Attendance (MLS Regular Season Games Only): 144,886 (15 games)

Home Average (MLS Regular Season Games Only): 9,659

MLS ALL-STAR

Bobby Convey

PLAYER OF THE MONTH

Chris Wondolowski (October)

PLAYER OF THE WEEK

Chris Wondolowski (three times)

AT&T GOAL OF THE WEEK

Chris Wondolowski, Geovanni

NAPA SAVE OF THE WEEK

Jason Hernandez, Joe Cannon

SEASON END AWARDS

Local

Most Valuable Player -- Chris Wondolowski
 Offensive Player of the Year -- Chris Wondolowski
 Defensive Player of the Year -- Jon Busch
 Andrew Bedard Memorial Spirit of the Game Award/
 Humanitarian of the Year -- Jason Hernandez

National

MLS Best XI -- Chris Wondolowski
 Budweiser Golden Boot -- Chris Wondolowski
 MLS Comeback Player of the Year -- Bobby Convey

THE CLUB

2014 REVIEW

CLUB HISTORY

OPPONENTS

MEDIA INFO

2011 SEASON IN REVIEW

THE CLUB

2014 REVIEW

CLUB HISTORY

OPPONENTS

MEDIA INFO

Regular Season Record: 8-12-14, 38 points
 Home: 5-4-8; Away: 3-8-6
 Overall 2011 Record: 10-13-14
 Exhibition: 1-0-0; US Open Cup Play-In: 1-1-0

Date	Opponent	Score	Result	Attend.	Pts.
March 19	REAL SALT LAKE	0-1	L	10,525	0
March 26	at FC Dallas	2-0	W	11,022	3
April 2	SEATTLE SOUNDERS FC	2-2	T	10,276	4
April 9	TORONTO FC	1-1	T	8,928	5
April 16	at New York Red Bulls	0-3	L	14,308	5
April 23	CHIVAS USA	1-2	L	10,525	5
April 30	at Philadelphia Union	0-1	L	18,279	5
May 3	at Portland Timbers*	1-0 (OT)	W	11,412	-
May 11	at Vancouver Whitecaps FC	1-1	T	15,608	6
May 14	COLUMBUS CREW	3-0	W	9,142	9
May 21	NEW ENGLAND REVOLUTION	2-1	W	9,736	12
May 24	CHICAGO FIRE*	2-2 (4-5 PK)	L	4,124	-
May 28	at Chicago Fire	2-2	T	4,124	13
June 4	HOUSTON DYNAMO	2-0	W	9,270	16
June 11	at D.C. United	4-2	W	14,105	19
June 17	at Sporting Kansas City	0-1	L	18,467	19
June 25	LA GALAXY	0-0	T	10,872	20
July 2	NEW YORK RED BULLS^	2-2	T	41,028	21
July 6	at Chivas USA	0-2	L	9,425	21
July 9	PHILADELPHIA UNION	0-0	T	9,794	22
July 12	WEST BROMWICH ALBION#	2-1	W	6,872	-
July 16	at Columbus Crew	0-0	T	14,109	23
July 20	VANCOUVER WHITECAPS FC	2-2	T	8,122	24
July 23	Real Salt Lake	0-4	L	19,429	24
July 30	D.C. UNITED	0-2	L	10,525	24
Aug. 6	PORTLAND TIMBERS	1-1	T	10,525	25
Aug. 13	COLORADO RAPIDS	1-2	L	10,525	25
Aug. 20	at LA Galaxy	0-2	L	27,000	25
Aug. 27	at Toronto FC	1-1	T	21,117	26
Sept. 10	CHICAGO FIRE	2-0	W	10,525	29
Sept. 17	at Houston Dynamo	1-2	L	18,129	29
Sept. 21	at Portland Timbers	1-1	T	18,627	30
Sept. 24	at Colorado Rapids	1-1	T	17,877	31
Oct. 1	SPORTING KANSAS CITY	1-1	T	10,525	32
Oct. 8	at New England Revolution	2-1	W	9,111	35
Oct. 15	at Seattle Sounders FC	1-2	L	64,140	35
Oct. 22	FC DALLAS	4-2	W	10,744	38

* = US Open Cup Play-In
 ^ = Played at Stanford Stadium
 # = Friendly



STATISTICAL LEADERS

Goals
 Chris Wondolowski 16
 Simon Dawkins 6

Assists
 Steven Beitashour 7
 Khari Stephenson 4

GW Goals
 Chris Wondolowski 5
 Three tied with 1

Shots
 Chris Wondolowski 109
 Khari Stephenson 78

Shots on Goal
 Chris Wondolowski 52
 Khari Stephenson 26

Cautions
 Ramiro Corrales 7
 Two tied with 6

Appearances
 Jon Busch 33
 Khari Stephenson 31

Games Started
 Jon Busch 33
 Chris Wondolowski 30

Minutes Played
 Jon Busch 2,970
 Chris Wondolowski 2,672

Fouls Committed
 Khari Stephenson 41
 Brad Ring 33

Fouls Suffered
 Steven Lenhart 36
 Ramiro Corrales 31

Corner Kicks
 Bobby Convey 40
 Rafael Baca 21

GOALKEEPERS

Appearances
 Jon Busch 33

Games Started
 Jon Busch 33

Saves
 Jon Busch 113

Goals-Against Average
 Jon Busch 1.33

2011 SEASON IN REVIEW

FINAL 2011 REGULAR SEASON INDIVIDUAL STATS

UNF	POS	PLAYER	GP	GS	MIN	G	A	SHT	SOG	FC	FS	OFF	CK	C	E
8	F	Chris Wondolowski	30	30	2672	16	3	109	52	29	24	27	0	3	0
10	M	Simon Dawkins	26	19	1773	6	2	63	20	15	29	4	18	2	0
7	M	Khari Stephenson	31	27	2256	5	4	78	26	41	18	5	0	3	0
24	F	Steven Lenhart	14	13	1163	5	3	34	14	30	36	12	0	6	0
16	F	*Alan Gordon	2	1	107	1	0	2	2	7	0	4	0	1	0
12	D	Ramiro Corrales	29	29	2552	2	2	29	4	28	31	3	1	7	0
30	M	Rafael Baca	15	11	1046	1	3	12	4	12	10	2	21	2	0
17	M	Joey Gjertsen	18	13	977	1	3	21	6	7	11	1	19	0	0
11	M	Bobby Convey	21	19	1766	1	2	17	4	28	18	3	40	5	0
14	M	*Brandon McDonald	11	8	695	1	0	1	1	7	6	0	0	2	1
25	F	Ellis McLoughlin	10	0	167	1	0	7	2	9	2	0	0	0	0
33	D	Steven Beitashour	19	19	1655	0	7	4	2	16	12	1	0	3	1
19	M	*Jacob Peterson	9	5	436	0	2	1	0	3	5	0	16	1	0
23	M	Anthony Ampaipitakwong	12	5	546	0	2	4	2	7	1	0	19	0	0
4	M	Sam Cronin	27	22	1903	0	2	21	2	29	10	0	8	6	1
19	F	*Ryan Johnson	14	12	1087	0	2	20	5	17	12	9	1	3	0
1	G	David Bingham	1	1	90	0	1	0	0	0	0	0	0	0	0
2	D	Bobby Burling	23	23	2041	0	1	11	2	22	16	0	0	4	2
3	D	Chris Leitch	14	12	1115	0	1	1	1	8	9	1	0	3	0
5	M	Brad Ring	21	17	1600	0	1	11	2	33	25	0	0	7	0
27	D	*Nana Attakora	6	5	383	0	0	3	0	5	3	0	0	1	0
18	G	Jon Busch	33	33	2970	0	0	0	0	0	4	0	0	1	0
14	F	Maxwell Griffin	4	0	46	0	0	0	0	0	0	3	0	0	0
21	D	Jason Hernandez	28	28	2491	0	0	0	0	24	14	0	0	4	0
22	M	Omar Jasseh	1	0	13	0	0	0	0	0	0	0	0	0	0
32	F	Matt Luzunaris	6	0	63	0	0	1	0	3	2	1	0	0	0
15	D	Justin Morrow	9	9	810	0	0	2	0	8	5	1	0	1	0
6	D	Ike Opara	8	5	485	0	0	3	0	10	4	3	0	1	0
9	F	Scott Sealy	11	6	419	0	0	3	0	3	8	5	0	0	0
20	D	Tim Ward	3	2	225	0	0	1	0	0	6	0	0	0	0
14	F	Edmundo Zura	1	0	19	0	0	1	0	0	0	0	0	0	0
13	G	Andrew Weber	0	0	0	0	0	0	0	0	0	0	0	0	0
Team totals			34	34	3060	40	41	460	151	401	351	85	143	66	5
Opponent totals			34	34	3060	45	45	501	165	351	401	130	180	45	4

GAME-WINNING GOALS: Chris Wondolowski 5, Steven Lenhart 1, Simon Dawkins 1, Bobby Convey 1

GAME-WINNING ASSISTS: Brad Ring 1, Steven Lenhart 1, Chris Leitch 1, Ryan Johnson 1, Simon Dawkins 1, Sam Cronin 1, Steven Beitashour 1, Rafael Baca 1

PENALTY KICK GOALS/ATTEMPTS: Chris Wondolowski 1-2

SAN JOSE EARTHQUAKES INDIVIDUAL GOALKEEPING

UNF	POS	GOALKEEPER	GP	GS	MIN	SHTS	SV	GA	GAA	PG	PA	W	L	T	SO
1	G	David Bingham	1	1	90	5	4	1	1.00	0	0	1	0	0	0
18	G	Jon Busch	33	33	2970	160	113	44	1.33	4	4	7	12	14	7
Team totals			34	34	3060	165	117	45	1.32	4	4	8	12	14	7
Opponent totals			34	34	3060	151	111	40	1.18	1	2	12	8	14	11

* = Played with other teams in 2011. Only San Jose Earthquakes statistics listed here.

COACHES

COACH	W	L	T	PCT.	PTS.
Frank Yallop	8	12	14	.441	36

Home Attendance (MLS Regular Season Games Only): 216,496 (14 games)

Home Average (MLS Regular Season Games Only): 15,464

MLS ALL-STAR

Chris Wondolowski

PLAYER OF THE MONTH

Chris Wondolowski (October)

PLAYER OF THE WEEK

Steven Lenhart (Week 13)

Chris Wondolowski (three times)

SEASON END AWARDS

Local

Most Valuable Player -- Chris Wondolowski

Offensive Player of the Year -- Chris Wondolowski

Defensive Player of the Year -- Jon Busch

Andrew Bedard Memorial Spirit of the Game Award/

Humanitarian of the Year -- Chris Wondolowski

National

MLS Best XI -- Chris Wondolowski

2012 SEASON IN REVIEW

THE CLUB

2014 REVIEW

CLUB HISTORY

OPPONENTS

MEDIA INFO

Regular Season Record: 19-6-9, 66 points
Home: 10-1-6; **Away:** 9-5-3
Overall 2012 Record: 23-8-10; **Exhibition:** 1-0-1; **US Open Cup:** 2-1-0;
MLS Cup Playoffs: 1-1-0

Date	Opponent	Score	Result	Attend.	Pts.
March 10	NEW ENGLAND REVOLUTION	1-0	W	10,525	3
March 17	HOUSTON DYNAMO ^{AA}	0-1	L	21,816	3
March 24	at Toronto FC	3-0	W	20,070	6
March 31	at Seattle Sounders	1-0	W	38,458	9
April 7	VANCOUVER WHITECAPS FC	3-1	W	10,525	12
April 14	at New York Red Bulls	2-2	T	17,114	13
April 21	REAL SALT LAKE	3-1	W	10,202	16
April 28	at Philadelphia Union	2-1	W	18,581	19
May 2	D.C. UNITED	5-3	W	8,734	22
May 5	at Vancouver Whitecaps	1-2	L	19,271	22
May 13	CHIVAS USA	1-1	T	9,619	23
May 19	COLUMBUS CREW	1-1	T	10,256	24
May 23	at LA Galaxy	3-2	W	16,512	27
May 27	at Sporting Kansas City	1-2	L	19,972	27
May 29	FT. LAUDERDALE STRIKERS*	2-1	W	--	--
June 5	MINNESOTA STARS FC*	1-0	W	--	--
June 20	at Colorado Rapids	2-1	W	13,080	30
June 23	at Real Salt Lake	2-1	W	18,050	33
June 26	SEATTLE SOUNDERS &	0-1	L	--	--
June 30	LA GALAXY ^A	4-3	W	50,391	36
July 3	at Portland Timbers	1-2	L	20,438	36
July 7	at FC Dallas	0-0	T	10,132	37
July 14	REAL SALT LAKE	5-0	W	10,744	40
July 18	FC DALLAS	2-1	W	9,481	43
July 22	at Vancouver Whitecaps	2-1	L	20,112	43
July 28	CHICAGO FIRE	1-1	T	10,525	44
July 31	SWANSEA CITY#	2-2	T	--	--
August 11	SEATTLE SOUNDERS FC	2-1	W	10,744	47
August 18	at Montreal Impact	1-3	L	19,431	47
August 25	COLORADO RAPIDS	4-1	W	10,525	50
Sept. 2	CHIVAS USA	4-0	W	10,525	53
Sept. 6	SAN LUIS FC#	1-0	W	--	--
Sept. 15	at Chivas USA	2-0	W	11,317	56
Sept. 19	PORTLAND TIMBERS	2-2	T	9,877	57
Sept. 22	at Seattle Sounders	2-1	W	38,948	60
Sept. 29	FC DALLAS	3-3	T	10,744	61
October 6	at Colorado Rapids	4-1	W	15,232	64
October 21	LA GALAXY	2-2	T	10,744	65
October 27	at Portland Timbers	1-1	T	20,438	66
November 4	at LA Galaxy%	1-0	W	27,000	--
November 7	LA GALAXY%	1-3	L	10,744	--

* = US Open Cup at Cagan Stadium, Stanford; & = US Open Cup at Kezar Stadium, San Francisco; ^ = Played at Stanford Stadium; ^^ = Played at AT&T Park; # = Friendly; % = MLS Cup Playoffs

STATISTICAL LEADERS

Goals
 Chris Wondolowski 27
 Alan Gordon 13

Assists
 Marvin Chavez 13
 Four Tied 7

GW Goals
 Chris Wondolowski 11
 Alan Gordon 4

Shots
 Chris Wondolowski 127
 Simon Dawkins 65

Shots on Goal
 Chris Wondolowski 55
 Steven Lenhart 33

Cautions
 Three Tied 7

Appearances
 Three Tied 33

Games Started
 Two Tied 33

Minutes Played
 Justin Morrow 2,970
 Steven Beitashour 2,955

Fouls Committed
 Alan Gordon 54
 Steven Lenhart 52

Fouls Suffered
 Steven Lenhart 46
 Two Tied 35

Corner Kicks
 Marvin Chavez 82
 Shea Salinas 32

GOALKEEPERS
Appearances
 Jon Busch 32

Games Started
 Jon Busch 32

Saves
 Jon Busch 77

Goals-Against Average
 Jon Busch 1.27



2012 SEASON IN REVIEW

FINAL 2012 REGULAR SEASON INDIVIDUAL STATS

UNF	POS	PLAYER	GP	GS	MIN	G	A	SHT	SOG	FC	FS	OFF	CK	C	E
8	F	Chris Wondolowski	32	31	2813	27	7	127	55	19	25	28	0	3	0
16	F	Alan Gordon	23	13	1297	13	7	43	25	54	35	15	0	7	1
24	F	Steven Lenhart	26	18	1623	10	2	64	33	52	46	27	1	7	1
10	M	Simon Dawkins	27	21	1847	8	1	65	24	26	35	3	15	2	0
81	M	Marvin Chavez	27	23	1910	3	13	42	14	38	32	5	82	5	0
12	D	Ramiro Corrales	22	19	1667	2	7	20	6	21	21	1	3	7	1
7	M	Khari Stephenson	27	10	1052	2	3	31	10	28	3	1	0	2	0
26	D	Victor Bernardez	24	24	2088	2	1	19	4	30	17	1	0	6	0
6	M	Shea Salinas	19	11	1099	1	7	17	5	16	10	1	32	1	0
4	M	Sam Cronin	31	30	2578	1	6	25	3	37	21	0	1	3	0
30	M	Rafael Baca	33	31	2551	1	4	24	7	22	33	4	23	4	0
15	D	Justin Morrow	33	33	2970	1	4	6	2	25	30	0	0	2	0
11	M	Mehdi Ballouchy (TOT)	22	14	1116	1	2	15	3	22	20	0	19	3	0
11	M	Mehdi Ballouchy (SJ)	6	4	266	0	0	2	0	5	3	0	10	0	0
33	D	Steven Beitashour	33	33	2955	0	6	11	2	29	30	1	4	6	0
11	M	Tressor Moreno	12	6	557	0	3	3	0	3	6	0	13	1	0
19	F	Sam Garza	6	0	102	0	1	4	0	3	3	0	0	1	0
21	D	Jason Hernandez	25	23	2090	0	1	3	0	14	10	0	0	1	2
14	F	Jean-Marc Alexandre	2	0	8	0	0	0	0	2	0	0	0	0	0
1	G	David Bingham	3	2	225	0	0	0	0	0	0	0	0	0	0
18	G	Jon Busch	32	32	2835	0	0	0	0	1	5	0	0	0	0
9	F	Sercan Guvenisik	5	1	87	0	0	3	0	2	2	1	0	0	0
55	D	Ike Opara	16	7	763	0	0	8	2	11	11	2	0	0	0
27	F	Cesar Diaz Pizarro	1	0	29	0	0	0	0	1	0	1	0	0	0
5	M	Brad Ring	2	1	76	0	0	0	0	1	1	0	0	0	0
28	D	Jed Zayner	1	1	72	0	0	0	0	0	1	0	0	0	0
17	M	Joey Gjertsen	0	0	0	0	0	0	0	0	0	0	0	0	0
2	M	Jacob Hustedt	0	0	0	0	0	0	0	0	0	0	0	0	0
13	G	Evan Newton	0	0	0	0	0	0	0	0	0	0	0	0	0
20	F	Marcus Tracy	0	0	0	0	0	0	0	0	0	0	0	0	0
20	D	Tim Ward	0	0	0	0	0	0	0	0	0	0	0	0	0
		Own-goals received	1												
		Team totals	34	34	3060	72	73	517	192	440	410	91	185	58	5
		Opponent totals	34	34	3060	43	40	440	135	410	440	53	165	61	5

GAME-WINNING GOALS: Chris Wondolowski 11, Alan Gordon 4, Steven Lenhart 2, Simon Dawkins 1, Victor Bernardez 1
GAME-WINNING ASSISTS: Ramiro Corrales 3, Marvin Chavez 3, Rafael Baca 3, Shea Salinas 2, Justin Morrow 2, Alan Gordon 2, Sam Cronin 2, Steven Beitashour 2, Jason Hernandez 1, Victor Bernardez 1
PENALTY KICK GOALS/ATTEMPTS: Chris Wondolowski 5-7, Khari Stephenson 1-1

SAN JOSE EARTHQUAKES INDIVIDUAL GOALKEEPING

UNF	POS	GOALKEEPER	GP	GS	MIN	SHTS	SV	GA	GAA	PG	PA	W	L	T	SO
1	G	David Bingham	3	2	225	12	8	3	1.20	0	0	2	1	0	0
18	G	Jon Busch	32	32	2835	123	77	40	1.27	4	5	17	5	9	7
		Team totals	34	34	3060	135	85	43	1.26	4	5	19	6	9	7
		Opponent totals	34	34	3060	192	116	72	2.12	6	8	6	19	9	2

NATIONAL AWARDS

VOLKSWAGEN MLS MVP

Chris Wondolowski

MLS BEST XI

Chris Wondolowski, Victor Bernardez

MLS COACH OF THE YEAR

Frank Yallop

BUDWEISER GOLDEN BOOT

Chris Wondolowski

MLS ALL-STAR

Chris Wondolowski
 Steven Beitashour
 Justin Morrow
 Ramiro Corrales (Commissioner's Pick)
 Jon Busch (Inactive Roster)
 Marvin Chavez (Inactive Roster)

MLS PLAYER OF THE MONTH

Chris Wondolowski (April)
 Chris Wondolowski (June)
 Chris Wondolowski (September)
 Chris Wondolowski (October)

MLS PLAYER OF THE WEEK

Steven Lenhart (Week 8)
 Chris Wondolowski (Week 9)
 Chris Wondolowski (Week 19)
 Chris Wondolowski (Week 31)

CLUB AWARDS

EARTHQUAKES MVP

Chris Wondolowski

ANDREW BEDARD SPIRIT OF THE GAME AWARD

Shea Salinas

DEFENSIVE PLAYER OF THE YEAR

Victor Bernardez

2013 SEASON IN REVIEW

THE CLUB

2014 REVIEW

CLUB HISTORY

OPPONENTS

MEDIA INFO

Regular Season Record: 14-11-8, 51 points
Home: 11-1-5; **Away:** 3-10-4
Overall 2013 Record: 17-14-8; **Exhibition:** 1-0-0; **US Open Cup:** 0-1-0;
CCL: 2-2-0

Date	Opponent	Score	Result	Attend.	Pts.
March 3	REAL SALT LAKE	0-2	L	10,525	0
March 10	NEW YORK RED BULLS	2-1	W	10,525	3
March 16	at Columbus Crew	1-1	T	16,528	4
March 23	SEATTLE SOUNDERS FC	1-0	W	10,525	7
March 30	at Houston Dynamo	0-2	L	17,415	7
April 6	VANCOUVER WHITECAPS FC	1-1	T	10,525	8
April 14	at Portland Timbers	0-1	L	20,674	8
April 21	PORTLAND TIMBERS	1-1	T	10,525	9
April 27	at Chivas USA	2-2	T	9,732	10
May 4	MONTREAL IMPACT	2-2	T	10,525	11
May 8	TORONTO FC	2-1	W	10,048	14
May 11	at Seattle Sounders FC	0-4	L	38,880	14
May 18	COLORADO RAPIDS	1-1	T	10,525	15
May 25	at FC Dallas	0-1	L	15,063	15
May 28	* at Charleston Battery	0-1	L	--	--
June 1	at Real Salt Lake	0-3	L	19,064	15
June 15	at Colorado Rapids	2-1	W	15,017	18
June 22	at D.C. United	0-1	L	13,149	18
June 29	^ LA GALAXY	3-2	W	50,028	21
July 3	at Chicago Fire	2-3	L	14,815	21
July 6	at New England Revolution	0-2	L	13,732	21
July 13	SEATTLE SOUNDERS FC	1-0	W	10,525	24
July 20	# NORWICH CITY FC	1-0	W	--	--
July 27	PORTLAND TIMBERS	2-1	W	10,525	27
August 3	CHIVAS USA	2-0	W	10,525	30
August 7	% at Montreal Impact	0-1	L	--	--
August 10	at Vancouver Whitecaps FC	0-2	L	20,151	30
August 18	SPORTING KANSAS CITY	1-0	W	10,525	33
August 24	at FC Dallas	2-2	T	14,920	34
August 28	%& at CD Heredia	0-1	L	--	--
August 31	at LA Galaxy	0-3	L	27,000	34
Sept. 8	PHILADELPHIA UNION	1-0	W	10,034	37
Sept. 14	VANCOUVER WHITECAPS FC	0-0	T	10,525	38
Sept. 17	% MONTREAL IMPACT	3-0	W	--	--
Sept. 21	at Real Salt Lake	2-1	W	20,504	41
Sept. 29	at Chivas USA	1-0	W	7,751	44
October 9	COLORADO RAPIDS	1-0	W	10,525	47
October 20	at LA Galaxy	0-0	T	25,418	48
October 23	% CD HEREDIA	1-0	W	--	--
October 26	FC DALLAS	2-1	W	10,525	51

* = US Open Cup; & = Played at Cemento Progreso Stadium in Guatemala City; ^ = Played at Stanford Stadium; # = Friendly; % = CONCACAF Champions League

STATISTICAL LEADERS

Goals
 Chris Wondolowski 11
 Three Tied 4

Assists
 Shea Salinas 8
 Sam Cronin 4

GW Goals
 Chris Wondolowski 8
 Steven Lenhart 2

Shots
 Chris Wondolowski 101
 Alan Gordon 40

Shots on Goal
 Chris Wondolowski 44
 Shea Salinas 16

Cautions
 Victor Bernardez 9

Appearances
 Sam Cronin 34

Games Started
 Sam Cronin 34

Minutes Played
 Sam Cronin 2,971
 Jon Busch 2,970

Fouls Committed
 Alan Gordon 53
 Sam Cronin 48

Fouls Suffered
 Steven Lenhart 39
 Rafael Baca 35

Corner Kicks
 Shea Salinas 123
 Marvin Chavez 45

GOALKEEPERS
Appearances
 Jon Busch 33

Games Started
 Jon Busch 33

Saves
 Jon Busch 101

Goals-Against Average
 Jon Busch 1.24



2013 SEASON IN REVIEW

FINAL 2013 REGULAR SEASON INDIVIDUAL STATS

UNF	POS	PLAYER	GP	GS	MIN	G	A	SHT	SOG	FC	FS	OFF	CK	C	E
8	F	Chris Wondolowski	29	29	2610	11	3	101	44	33	33	14	1	5	0
24	F	Alan Gordon	24	17	1436	4	3	40	14	53	33	23	0	7	1
16	F	Steven Lenhart	21	14	1322	4	2	35	13	36	39	13	1	7	1
14	F	Adam Jahn	22	11	1059	4	0	29	10	16	9	5	0	1	0
6	M	Shea Salinas	28	24	1982	2	8	35	16	21	30	4	123	1	0
4	M	Sam Cronin	34	34	2971	2	4	28	7	48	25	0	19	4	0
10	M	Walter Martinez	15	10	919	2	2	16	5	15	30	5	1	1	0
33	D	Steven Beitashour	27	27	2426	1	3	5	1	23	22	0	0	0	0
7	M	Cordell Cato	20	10	1030	1	2	19	5	13	19	1	0	0	0
15	D	Justin Morrow	26	21	1937	1	2	7	1	16	14	1	0	1	1
26	D	Victor Bernardez	25	25	2233	1	1	17	4	24	18	1	0	9	2
81	M	Marvin Chavez	15	12	1053	1	1	22	4	22	18	9	45	2	1
30	M	Rafael Baca	31	28	2379	0	2	30	7	17	35	5	2	6	1
12	M	Ramiro Corrales	12	11	870	0	2	14	2	13	13	1	2	3	0
23	D	Nana Attakora	8	7	657	0	1	6	0	5	8	2	0	0	0
3	D	Dan Gargan	8	6	591	0	1	3	0	8	8	0	0	1	0
19	M	Jaime Alas	5	1	117	0	0	1	0	0	3	0	2	0	0
11	M	Mehdi Ballouchy	5	1	118	0	0	1	0	2	3	0	2	1	0
1	G	David Bingham	1	1	90	0	0	0	0	0	0	0	0	0	0
18	G	Jon Busch	33	33	2970	0	0	0	0	0	2	0	0	1	0
9	F	Mike Fucito	7	2	228	0	0	8	1	8	2	1	0	2	0
17	F	Sam Garza	5	0	93	0	0	3	1	0	0	0	3	0	0
44	D	Clarence Goodson	9	9	791	0	0	9	3	4	9	0	0	4	0
2	D	Ty Harden	7	7	596	0	0	3	0	5	3	0	0	1	0
21	D	Jason Hernandez	21	19	1680	0	0	0	0	13	9	0	0	2	0
5	D	*Brad Ring	3	3	270	0	0	1	0	1	1	0	0	0	0
22	D	Jordan Stewart	12	12	1080	0	0	4	1	12	13	0	0	0	0
20	F	Marcus Tracy	5	0	58	0	0	2	1	3	0	1	0	0	0
	M	Peter McGlynn	0	0	0	0	0	0	0	0	0	0	0	0	0
25	D	Tommy Muller	0	0	0	0	0	0	0	0	0	0	0	0	0
13	G	Evan Newton	0	0	0	0	0	0	0	0	0	0	0	0	0
		Own-goals received				1									
		Team totals	34	34	3060	35	37	439	140	411	425	86	201	59	7
		Opponent totals	34	34	3060	42	42	437	150	425	411	56	148	53	5

GAME-WINNING GOALS: Chris Wondolowski 8, Steven Lenhart 2, Shea Salinas 1, Walter Martinez 1, Alan Gordon 1, Sam Cronin 1

GAME-WINNING ASSISTS: Shea Salinas 4, Steven Lenhart 2, Sam Cronin 2, Steven Beitashour 2, Walter Martinez 1, Marvin Chavez 1, Victor Bernardez 1, Rafael Baca 1

PENALTY KICK GOALS/ATTEMPTS: Chris Wondolowski 1-1, Victor Bernardez 1-1

SAN JOSE EARTHQUAKES INDIVIDUAL GOALKEEPING

UNF	POS	GOALKEEPER	GP	GS	MIN	SHTS	SV	GA	GAA	PG	PA	W	L	T	SO
1	G	David Bingham	1	1	90	8	7	1	1.00	0	0	1	0	0	0
18	G	Jon Busch	33	33	2970	142	101	41	1.24	3	3	13	11	9	9
		Team totals	34	34	3060	150	108	42	1.24	3	3	14	11	9	9
		Opponent totals	34	34	3060	140	100	35	1.03	2	2	11	14	9	12

* = Played with other teams in 2013. Only San Jose Earthquakes statistics listed here.

ALL-TIME PLAYOFF HISTORY

THE CLUB

2014 REVIEW

CLUB HISTORY

OPPONENTS

MEDIA INFO

ALL-TIME YEAR-BY-YEAR

Year	Record	GF	GA	Home	Away	Neutral
1996	1-2-0	1	4	1-0-0	0-2-0	0-0-0
2001	5-1-0	13	3	2-0-0	2-1-0	1-0-0
2002	0-2-0	2	4	0-1-0	0-1-0	0-0-0
2003	3-1-0	12	8	2-0-0	0-1-0	1-0-0
2004	1-1-0	2	3	1-0-0	0-1-0	0-0-0
2005	0-1-1	2	4	0-0-1	0-1-0	0-0-0
2010	1-2-0	3	3	0-1-0	1-1-0	0-0-0
2012	1-1-0	2	3	0-1-0	1-0-0	0-0-0
Overall	12-11-1	37	32	6-3-1	4-8-0	2-0-0

Bold indicates MLS Cup championship season

ALL-TIME VERSUS

	W	L	T	GF	GA
Chicago Fire	1	0	0	4	2
Colorado Rapids	0	1	0	0	1
Columbus Crew	2	2	0	8	5
Kansas City	2	1	0	5	5
L.A. Galaxy	4	5	1	13	15
Miami Fusion	2	1	0	5	1
New York Red Bulls	1	1	0	3	2
Totals	12	11	1	38	31

ALL-TIME SCORING


	GP	G	A
Landon Donovan	14	10	6
Manny Lagos	10	4	3
Dwayne De Rosario	13	3	1
Bobby Convey	3	2	1
Richard Mulrooney	11	1	6
Ronnie Ekelund	11	1	4
Troy Dayak	10	1	3
Brian Mullan	8	1	3
Ian Russell	14	1	3
Jeff Agoos	14	1	2
Jamil Walker	5	1	2
Alan Gordon	2	1	0
Victor Bernandez	2	1	0
Justin Morrow	2	0	1

POSTSEASON TEAM HIGHS

Goals	5	11/09/2003	vs. LA	W 5-2
Assists	8	11/09/2003	vs. LA	W 5-2
Shots	23	11/09/2003	vs. LA	W 5-2
Shots on Goal	12	10/14/2001	vs. MIA	W 4-0
Fouls Committed	24	10/24/2004	vs. KC	W 2-0
Fouls Suffered	23	09/26/2001	vs. CLB	W 3-0
Corner Kicks	13	10/21/2001	at LA	W 2-1
Offside	9	09/26/1996	vs. LA	W 1-0
Saves	8	11/23/2003	at CHI	W 4-2
Shots Faced	10	11/23/2003	at CHI	W 4-2
Goals Allowed	3	10/30/2004	at KC	L 0-3
	3	10/23/2005	at LA	L 1-3
	3	11/07/2012	vs. LA	L 1-3

POSTSEASON HIGHS

Goals	2	Bobby Convey	11/04/2010	at NY	W 3-2
	2	Landon Donovan	09/22/2001	at CLB	W 3-1
	2	Landon Donovan	11/23/2003	at CHI	W 4-2
Assists	3	Richard Mulrooney	11/09/2003	vs. LA	W 5-2
Shots	9	Ricardo Clark	10/23/2005	at LA	L 1-3
Shots on Goal	4	Ricardo Clark	10/23/2005	at LA	L 1-3
Fouls Committed	7	Ben Iroha	09/26/1996	vs. LA	W 1-0
Fouls Suffered	8	Landon Donovan	09/26/2001	vs. CLB	W 3-0
Corner Kicks	13	Richard Mulrooney	10/21/2001	at LA	W 2-1
Offside	5	Brian Ching	10/30/2004	at KC	L 0-3
Saves	8	Pat Onstad	11/23/2003	at CHI	W 4-2
Shots Faced	10	Pat Onstad	11/23/2003	at CHI	W 4-2
Goals Allowed	3	Pat Onstad	10/30/2004	at KC	L 0-3
	3	Pat Onstad	10/23/2005	at LA	L 1-3



ALL-TIME GOALKEEPING

UNF	POS	GOALKEEPER	GP	GS	MIN	SHTS	SV	GA	GAA	PG	PA	W	L	T	SO
1	GK	Joe Cannon	8	8	730	37	28	7	0.86	1	1	5	3	0	3
18	GK	Jon Busch	3	3	270	20	14	3	1.00	0	0	1	2	0	0
1	GK	Dave Salzwedel	3	3	270	22	18	4	1.33	1	1	1	2	0	1
18	GK	Pat Onstad	8	8	753	41	26	15	1.79	0	1	4	3	1	1
		Team totals	22	22	2023	120	86	29	1.25	2	3	11	10	1	5

ALL-TIME PLAYOFF HISTORY

Quarterfinals Game 1
September 26, 1996
Spartan Stadium, San Jose, Calif.
Attendance: 17,209

	1st	2nd	Final
San Jose	1	0	1
Los Angeles	0	0	0

Scoring Summary
 Tayt Ianni (Wynalda), 36th

San Jose Clash	Lineups	Los Angeles Galaxy
Dave Salzwedel		Jorge Campos
Tim Martin		Greg Vanney
John Doyle		Robin Fraser
Oscar Draguicevich		Dan Calichman
Michael Emenalo		Arash Noamouz
Tayt Ianni		Jorge Salcedo, 46th ◀
Ben Iroha		Curt Onalfo
Jorge Rodas		John Garvey, 84th ◀
▶ Jeff Baicher, 46th		Chris Armas
Missael Espinoza		Mauricio Cienfuegos
▶ Eddie Lewis, 70th		Cobi Jones
Paul Bravo		Jose Vasquez, 67th ◀
Eric Wynalda		Harut Karapetyan
		David Kramer, 69th ◀
		Eduardo Hurtado

Cautions/Ejections
 Eric Wynalda (Caution), 90th
 Curt Onalfo (Caution), 30th
 Dan Calichman (Caution), 38th
 Jorge Salcedo (Caution), 89th

SJ	Statistics	LA
12	Total Shots	12
6	Shots On Goal	7
21	Fouls	15
9	Offside	1
7	Corner Kicks	6
7	Saves	5

Quarterfinals Game 2
September 29, 1996
Rose Bowl, Pasadena, Calif.
Attendance: 27,833

	1st	2nd	Final
Los Angeles	0	2	2
San Jose	0	0	0

Scoring Summary
 Robin Fraser (unassisted), 84th
 Eduardo Hurtado (Campos), 90th

San Jose Clash	Lineups	Los Angeles Galaxy
Dave Salzwedel		Jorge Campos
Tim Martin		Greg Vanney
John Doyle		Robin Fraser
Oscar Draguicevich		Dan Calichman
▶ Jeff Baicher, 87th		Mark Semioli
Michael Emenalo		Harut Karapetyan, 63rd ◀
Tayt Ianni		Jorge Salcedo
Jorge Rodas		Chris Armas
▶ Altimont Butler, 70th		Mauricio Cienfuegos
Missael Espinoza		Cobi Jones
Ben Iroha		Ante Razov
▶ Eddie Lewis, 59th		David Kramer, 56th ◀
Paul Bravo		Eduardo Hurtado
Eric Wynalda		

Cautions/Ejections
 Michael Emenalo (Caution), 1st
 Jorge Rodas (Caution), 22nd
 Eric Wynalda (Caution), 28th
 Oscar Draguicevich (Caution), 90th
 Eduardo Hurtado (Caution), 29th

SJ	Statistics	LA
12	Total Shots	21
5	Shots On Goal	8
14	Fouls	14
2	Offside	2
8	Corner Kicks	11
6	Saves	3

Quarterfinals Game 3
October 2, 1996
Rose Bowl, Pasadena, Calif.
Attendance: 30,231

	1st	2nd	Final
Los Angeles	2	0	2
San Jose	0	0	0

Scoring Summary
 Eduardo Hurtado (Razov), 31st
 Mauricio Cienfuegos (penalty kick), 36th

San Jose Clash	Lineups	Los Angeles Galaxy
Dave Salzwedel		Jorge Campos
Tim Martin		Greg Vanney
John Doyle		Robin Fraser
Ramiro Corrales		Dan Calichman
▶ Eddie Lewis, 61st		Curt Onalfo, 41st ◀
Michael Emenalo		Mark Semioli
Tayt Ianni		Jorge Salcedo
▶ Paul Holocher, 72nd		Chris Armas
Ben Iroha		Mauricio Cienfuegos
Jorge Rodas		Cobi Jones
Missael Espinoza		Ante Razov
Paul Bravo		Harut Karapetyan, 46th ◀
Altimont Butler		Eduardo Hurtado
▶ Jeff Baicher, 72nd		

Cautions/Ejections
 Missael Espinoza (Caution), 25th
 Ben Iroha (Caution), 35th

SJ	Statistics	LA
14	Total Shots	12
6	Shots On Goal	7
12	Fouls	14
4	Offside	5
10	Corner Kicks	4
5	Saves	4

Quarterfinals Game 1
September 22, 2001
Crew Stadium, Columbus, Ohio
Attendance: 20,883

	1st	2nd	Final
Columbus	0	1	1
San Jose	3	0	3

Scoring Summary
 Landon Donovan (Dayak, Ekelund), 5th
 Manny Lagos (Agogo), 31st
 Landon Donovan (Agogo), 46th+
 Robert Warzycha (penalty kick), 54th

San Jose Earthquakes	Lineups	Columbus Crew
GK Joe Cannon		Tom Presthus GK
DEF Jimmy Conrad		Mike Clark DEF
DEF Troy Dayak		Tenywa Bonseu DEF
DEF Jeff Agoos		Mike Lapper DEF
DEF Wade Barrett		Ansil Elcock, 63rd ◀
MID Ian Russell		Brian West MID
▶ Ramiro Corrales, 72nd		John Harkes MID
MID Richard Mulrooney		Edson Buddle, 76th ◀
MID Ronnie Ekelund		John Wilmar Perez MID
MID Manny Lagos		Brian Maisonneuve MID
▶ Zak Ibsen, 89th		Mike Duhaney MID
FWD Junior Agogo		Robert Warzycha, 46th ◀
▶ Ronald Cerritos, 70th		Dante Washington FWD
FWD Landon Donovan		Jeff Cunningham FWD

Cautions/Ejections
 Wade Barrett (Caution), 19th
 Mike Clark (Caution), 24th

SJ	Statistics	CLB
6	Total Shots	17
5	Shots On Goal	6
22	Fouls	13
5	Offside	5
3	Corner Kicks	9
4	Saves	2

THE CLUB

2014 REVIEW

CLUB HISTORY

OPPONENTS

MEDIA INFO

ALL-TIME PLAYOFF HISTORY

THE CLUB

2014 REVIEW

CLUB HISTORY

OPPONENTS

MEDIA INFO

Quarterfinals Game 2
September 26, 2001
Spartan Stadium, San Jose, Calif.
Attendance: 10,419

	San Jose	1	2	3
	Columbus	0	0	0

Scoring Summary

Manny Lagos (Barrett, Donovan), 9th
 Ronald Cerritos (Barrett, Corrales), 68th
 Landon Donovan (Agoos, Mulrooney), 76th

San Jose Earthquakes	Lineups	Columbus Crew
GK Joe Cannon		GK Tom Presthus
DEF Jimmy Conrad		DEF Mike Clark
DEF Troy Dayak		DEF Tenywa Bonseu
DEF Jeff Agoos		DEF Mike Lapper
DEF Wade Barrett		DEF Daniel Torres, 72nd ◀
MID Ian Russell		DEF Ansil Elcock
▶ Ramiro Corrales, 50th		DEF Edson Buddle, 73rd ◀
MID Richard Mulrooney		MID Robert Warzycha
MID Ronnie Ekelund		MID John Wilmar Perez
MID Manny Lagos		MID Brian Maisonneuve
▶ Zak Ibsen, 71st		MID John Harkes
FWD Junior Agogo		MID Mike Duhaney
▶ Ronald Cerritos, 67th		MID Brian West, 58th ◀
FWD Landon Donovan		FWD Jeff Cunningham

Cautions/Ejections

Robert Warzycha (Caution), 30th
 Mike Lapper (Caution), 61st
 Mike Clark (Caution), 91st+

SJ	Statistics	CLB
12	Total Shots	7
9	Shots On Goal	2
12	Fouls	24
3	Offside	1
3	Corner Kicks	5
2	Saves	6

Semifinals Game 1
October 10, 2001
Lockhart Stadium, Ft. Lauderdale, Fla.
Attendance: 9,236

	Miami	0	1	1
	San Jose	0	0	0

Scoring Summary

Preki (Rooney, Woan), 53rd

San Jose Earthquakes	Lineups	Miami Fusion
GK Joe Cannon		GK Nick Rimando
DEF Jimmy Conrad		DEF Ivan McKinley
DEF Troy Dayak		DEF Carlos Llamasa
DEF Jeff Agoos		DEF Pablo Mastroeni
DEF Wade Barrett		DEF Brian Dunseth, 28th ◀
▶ Ramiro Corrales, 78th		MID Chris Henderson
MID Ian Russell		MID Ian Bishop
▶ Dwayne De Rosario, 70th		MID Jim Rooney
MID Richard Mulrooney		MID Ian Woan
MID Ronnie Ekelund		MID Lazo Alavanja
MID Manny Lagos		MID Tyrone Marshall, 73rd ◀
FWD Landon Donovan		FWD Alex Pineda Chacon
FWD Junior Agogo		FWD Preki
▶ Ronald Cerritos, 68th		FWD Johnny Torres, 81st ◀

Cautions/Ejections

Richard Mulrooney (Caution), 15th
 Landon Donovan (Caution), 19th
 Ivan McKinley (Caution), 14th
 Pablo Mastroeni (Caution), 23rd
 Johnny Torres (Ejection), 88th

SJ	Statistics	MIA
9	Total Shots	10
3	Shots On Goal	5
12	Fouls	19
6	Offside	4
2	Corner Kicks	3
4	Saves	3

Semifinals Game 2
October 14, 2001
Spartan Stadium, San Jose, Calif.
Attendance: 16,119

	San Jose	1	3	4
	Miami	0	0	0

Scoring Summary

Landon Donovan (Lagos), 16th
 Ian Russell (Donovan, Lagos), 57th
 Manny Lagos (Mulrooney, Barrett), 69th
 Dwayne De Rosario (unassisted), 89th

San Jose Earthquakes	Lineups	Miami Fusion
GK Joe Cannon		GK Nick Rimando
DEF Zak Ibsen		DEF Brian Dunseth
DEF Troy Dayak		DEF Carlos Llamasa
DEF Jeff Agoos		DEF Ivan McKinley
DEF Wade Barrett		DEF Ian Woan
MID Ian Russell		MID Ian Bishop
MID Richard Mulrooney		MID Jim Rooney
MID Ronnie Ekelund		MID Alex Pineda Chacon
▶ Dario Brose, 70th		MID Tyrone Marshall, 70th ◀
MID Manny Lagos		MID Chris Henderson
▶ Ramiro Corrales, 70th		MID Greg Simmonds, 70th ◀
FWD Ronald Cerritos		FWD Diego Serna
FWD Landon Donovan		FWD Preki
▶ Dwayne De Rosario, 75th		FWD Lazo Alavanja, 58th ◀

Cautions/Ejections

Zak Ibsen (Caution), 6th
 Zak Ibsen (Ejection), 23rd
 Ronald Cerritos (Caution), 26th
 Jeff Agoos (Caution), 27th
 Landon Donovan (Caution), 54th
 Jim Rooney (Caution), 8th
 Diego Serna (Ejection), 23rd
 Preki (Caution), 57th
 Ivan McKinley (Ejection), 74th

SJ	Statistics	MIA
21	Total Shots	6
12	Shots On Goal	2
15	Fouls	12
4	Offside	3
5	Corner Kicks	4
2	Saves	8

Semifinals Game 3
October 17, 2001
Lockhart Stadium, Ft. Lauderdale, Fla.
Attendance: 11,242

	Miami	0	0	0	0
	San Jose	0	0	1	1

Scoring Summary

Troy Dayak (unassisted), 93rd

San Jose Earthquakes	Lineups	Miami Fusion
GK Joe Cannon		GK Nick Rimando
DEF Jimmy Conrad		DEF Brian Dunseth
DEF Troy Dayak		DEF Carlos Llamasa
DEF Jeff Agoos		DEF Pablo Mastroeni
DEF Wade Barrett		DEF Lazo Alavanja
MID Ian Russell		MID Ian Bishop
▶ Scott Bower, 75th		MID Jim Rooney
MID Richard Mulrooney		MID Chris Henderson
MID Ronnie Ekelund		MID Ian Woan, 46th ◀
MID Manny Lagos		MID Alex Pineda Chacon
▶ Ramiro Corrales, 56th		MID Johnny Torres, 78th ◀
FWD Landon Donovan		FWD Diego Serna
FWD Ronald Cerritos		FWD Preki
▶ Dwayne De Rosario, 75th		

Cautions/Ejections

Jimmy Conrad (Caution), 26th
 Ramiro Corrales (Caution), 90th
 Ian Bishop (Caution), 29th
 Ian Bishop (Caution, Ejection), 82nd
 Jim Rooney (Caution), 92nd

SJ	Statistics	MIA
12	Total Shots	8
5	Shots On Goal	5
16	Fouls	12
1	Offside	4
9	Corner Kicks	2
5	Saves	4

ALL-TIME PLAYOFF HISTORY

MLS Cup
October 21, 2001
Crew Stadium, Columbus, Ohio
Attendance: 21,626

	1st	2nd	OT	Final
San Jose	1	0	1	2
Los Angeles	1	0	0	1

Scoring Summary
 Landon Donovan (Russell, Mulrooney), 43rd Luis Hernandez (Vanney, Hartman), 21st
 Dwayne De Rosario (Ekelund, Ibsen), 96th

San Jose Earthquakes	Lineups	Los Angeles Galaxy
GK Joe Cannon		Kevin Hartman GK
DEF Jimmy Conrad		Danny Califf DEF
DEF Troy Dayak		Greg Vanney DEF
DEF Jeff Agoos		Paul Caligiuri DEF
DEF Wade Barrett		Adam Frye, 53rd ◀
MID Ian Russell		Ezra Hendrickson DEF
▶ Zak Ibsen, 82nd		Simon Elliott MID
MID Richard Mulrooney		Mauricio Cienfuegos MID
MID Ronnie Ekelund		Peter Vagenas MID
MID Ramiro Corrales		Sasha Victorine MID
FWD Ronald Cerritos		Brian Mullan, 75th ◀ FWD
▶ Dwayne De Rosario, 85th		Luis Hernandez FWD
FWD Landon Donovan		Cobi Jones FWD

Cautions/Ejections
 Jimmy Conrad (Caution), 28th Paul Caligiuri (Caution), 48th
 Ronnie Ekelund (Caution), 78th Danny Califf (Caution), 76th
 Zak Ibsen (Caution), 83rd

SJ	Statistics	LA
17	Total Shots	10
3	Shots On Goal	2
13	Fouls	14
3	Offside	2
13	Corner Kicks	5
1	Saves	1



Quarterfinals Game 1
September 25, 2002
Spartan Stadium, San Jose, Calif.
Attendance: 8,069

	1st	2nd	Final
San Jose	0	1	1
Columbus	1	1	2

Scoring Summary
 Landon Donovan (Graziani, Barrett), 54th Edson Buddle (Cunningham, Garcia), 38th
 Freddy Garcia (Cunningham, Buddle), 81st

San Jose Earthquakes	Lineups	Columbus Crew
GK Joe Cannon		Jon Busch GK
DEF Zak Ibsen		Chad McCarty DEF
▶ Dwayne De Rosario, 84th		Mike Clark DEF
DEF Eddie Robinson		Brian Dunseth DEF
DEF Jeff Agoos		Eric Denton DEF
DEF Wade Barrett		Edson Buddle DEF
MID Ian Russell		Brian West, 85th ◀
▶ Scott Bower, 85th		Brian Maisonneuve MID
MID Ronnie Ekelund		Kyle Martino, 73rd ◀
MID Ramiro Corrales		Edson Buddle MID
MID Manny Lagos		Freddy Garcia MID
FWD Ariel Graziani		Jeff Cunningham FWD
FWD Landon Donovan		Daniel Torres, 84th ◀
		Brian McBride FWD

Cautions/Ejections
 Ramiro Corrales (Caution), 21st
 Ian Russell (Caution), 77th
 Jeff Agoos (Caution), 78th

SJ	Statistics	CLB
13	Total Shots	9
9	Shots On Goal	6
20	Fouls	16
4	Offside	3
8	Corner Kicks	2
3	Saves	8

THE CLUB

2014 REVIEW

CLUB HISTORY

OPPONENTS

MEDIA INFO

ALL-TIME PLAYOFF HISTORY

THE CLUB

2014 REVIEW

CLUB HISTORY

OPPONENTS

MEDIA INFO

Quarterfinals Game 2
September 28, 2002
Crew Stadium, Columbus, Ohio
Attendance: 13,004

	1st	2nd	Final
Columbus	0	2	2
San Jose	0	1	1

Scoring Summary
 Ariel Graziani (Donovan, Lagos), 58th Freddy Garcia (Cunningham, Martino), 50th
 Brian McBride (Buddle), 81st

San Jose Earthquakes	Lineups	Columbus Crew
GK Joe Cannon		Jon Busch GK
DEF Jimmy Conrad		Chad McCarty DEF
DEF Eddie Robinson		Brian West, 80th ◀
DEF Jeff Agoos		Mike Clark DEF
DEF Wade Barrett		Brian Dunseth DEF
MID Manny Lagos		Eric Denton DEF
▶ Devin Barclay, 84th		Edson Buddle MID
MID Ramiro Corrales		Duncan Oughton MID
MID Landon Donovan	John Wilmar Perez, 81st ◀	
MID Ian Russell		Kyle Martino MID
▶ Ronnie Ekelund, 77th	Brian Maisonneuve, 66th ◀	
FWD Ariel Graziani		Freddy Garcia MID
FWD Dwayne De Rosario		Jeff Cunningham FWD
▶ Zak Ibsen, 84th		Brian McBride FWD

Cautions/Ejections
 Eddie Robinson (Caution), 76th Mike Clark (Caution), 46th

SJ	Statistics	CLB
13	Total Shots	14
5	Shots On Goal	9
10	Fouls	15
5	Offside	8
6	Corner Kicks	10
7	Saves	4

Western Conference Semifinals Game 1
November 1, 2003
Home Depot Center, Carson, Calif.
Attendance: 20,201

	1st	2nd	Final
Los Angeles	0	2	2
San Jose	0	0	0

Scoring Summary
 Sasha Victorine (unassisted), 59th
 Carlos Ruiz (Myung-Bo), 62nd

San Jose Earthquakes	Lineups	Los Angeles Galaxy
GK Pat Onstad		Kevin Hartman GK
DEF Chris Roner		Danny Califf DEF
DEF Troy Dayak		Hong Myung-Bo DEF
DEF Jeff Agoos		Tyrone Marshall DEF
DEF Todd Dunivant		Arturo Torres MID
MID Brian Mullan	Ricky Lewis, 92nd+ ◀	
MID Ramiro Corrales	Simon Elliott MID	
▶ Craig Waibel, 72nd	Peter Vagenas MID	
MID Richard Mulrooney	Sasha Victorine MID	
MID Ian Russell	Chris Albright, 73rd ◀	
FWD Landon Donovan	Cobi Jones MID	
FWD Dwayne De Rosario	Carlos Ruiz FWD	
▶ Rodrigo Faria, 21st	Alejandro Moreno FWD	
▶▶ Jamil Walker, 75th		

Cautions/Ejections
 Brian Mullan (Caution), 22nd Danny Califf (Caution), 32nd
 Craig Waibel (Caution), 77th Myung-Bo (Caution), 55th

SJ	Statistics	LA
11	Total Shots	11
4	Shots On Goal	5
17	Fouls	18
1	Offside	1
3	Corner Kicks	5
3	Saves	4

Western Conference Semifinals Game 2
November 9, 2003
Spartan Stadium, San Jose, Calif.
Attendance: 14,145

	1st	2nd	OT	Final
San Jose	2	2	1	5
Los Angeles	2	0	0	2

SJ adv 5-4 on aggregate goals

Scoring Summary
 Jeff Agoos 1 (Ekelund 1), 21st Carlos Ruiz 2 (Myung-Bo 2), 7th
 Landon Donovan 1 (Walker 1, Mulrooney 1), 35th Peter Vagenas 1 (Moreno 1), 13th
 Jamil Walker 1 (Mulrooney 2), 50th
 Chris Roner 1 (Mulrooney 3, Dayak 1), 90th
 Rodrigo Faria 1 (Donovan 1, Russell 1) 96th

San Jose Earthquakes	Lineups	Los Angeles Galaxy
GK Pat Onstad		Kevin Hartman GK
DEF Jeff Agoos		Danny Califf DEF
DEF Troy Dayak		Tyrone Marshall DEF
DEF Eddie Robinson		Hong Myung-Bo DEF
DEF Craig Waibel		Simon Elliott DEF
▶ Chris Roner, 89th		Cobi Jones MID
MID Ronnie Ekelund		Arturo Torres MID
MID Manny Lagos	Mauricio Cienfuegos, 90th ◀	
▶ Ian Russell, 77th	Peter Vagenas MID	
MID Brian Mullan	Sasha Victorine MID	
MID Richard Mulrooney	Chris Albright, 81st ◀	
FWD Landon Donovan	Alejandro Moreno FWD	
FWD Jamil Walker	Carlos Ruiz FWD	
▶ Rodrigo Faria, 75th		

Cautions/Ejections
 Richard Mulrooney (Caution), 27th Tyrone Marshall (Caution), 14th
 Brian Mullan (Caution), 51st Kevin Hartman (Caution), 36th

SJ	Statistics	LA
23	Total Shots	10
9	Shots On Goal	6
15	Fouls	16
2	Offside	3
6	Corner Kicks	2
4	Saves	4



ALL-TIME PLAYOFF HISTORY

Western Conference Championship
November 15, 2003
Spartan Stadium, San Jose, Calif.
Attendance: 16,108

	1st	2nd	OT	Final
San Jose	0	2	1	3
Kansas City	0	2	0	2

Scoring Summary
 Manny Lagos 1 (Dayak 2, Donovan 2), 61st
 Brian Mullan 1 (Russell 2), 83rd
 Landon Donovan 2 (Ekelund 2), 117th
 Igor Simutenkov 2 (Klein 1), 57th
 Chris Klein 2 (Preki 1), 72nd

San Jose Earthquakes	Lineups	Kansas City Wizards
GK Pat Onstad		Tony Meola GK
DEF Jeff Agoos		Jimmy Conrad DEF
DEF Troy Dayak		Nick Garcia DEF
DEF Eddie Robinson		Diego Gutierrez DEF
DEF Craig Waibel		Stephen Armstrong MID
▶ Dwayne De Rosario, 81st		Eric Quill, 66th ◀
MID Ronnie Ekelund		Chris Klein MID
MID Manny Lagos		Preki MID
▶ Ian Russell, 68th		Carey Talley MID
MID Brian Mullan		Kerry Zavagnin MID
MID Richard Mulrooney		Wolde Harris FWD
FWD Landon Donovan		Davy Arnaud, 91st+ ◀
FWD Jamil Walker		Igor Simutenkov FWD
▶ Rodrigo Faria, 77th		Josh Wolff, 71st ◀

Cautions/Ejections
 Troy Dayak (Caution), 73rd
 Rodrigo Faria (Caution), 112th
 Kerry Zavagnin (Caution), 100th

SJ	Statistics	KC
21	Total Shots	13
6	Shots On Goal	4
10	Fouls	16
2	Offside	2
6	Corner Kicks	2
2	Saves	3

Western Conference Semifinals Game 1
October 23, 2004
Spartan Stadium, San Jose, Calif.
Attendance: 8,659

	1st	2nd	Final
San Jose	1	1	2
Kansas City	0	0	0

Scoring Summary
 Dwayne De Rosario 1 (Donovan 1), 40th
 Craig Waibel 1 (Agoos 1), 52nd

San Jose Earthquakes	Lineups	Kansas City Wizards
GK Pat Onstad		Bo Oshoniyi GK
DEF Jeff Agoos		Jose Burciaga, Jr. DEF
DEF Ryan Cochrane		Jimmy Conrad DEF
DEF Todd Dunivant		Nick Garcia DEF
DEF Craig Waibel		Alex Zotinca DEF
MID Ramiro Corrales		Diego Gutierrez MID
MID Landon Donovan		Jack Jewsbury MID
MID Brian Mullan		Diego Walsh, 79th ◀
MID Ian Russell		Igor Simutenkov MID
▶ Chris Brown, 94th+		Khari Stephenson, 52nd ◀
FWD Brian Ching		Kerry Zavagnin MID
FWD Dwayne De Rosario		Davy Arnaud FWD
▶ Jamil Walker, 86th		Josh Wolff FWD

Cautions/Ejections
 Jeff Agoos (Caution), 24th
 Brian Mullan (Caution), 38th
 Igor Simutenkov (Caution), 41st
 Alex Zotinca (Caution), 59th

SJ	Statistics	KC
15	Total Shots	4
7	Shots On Goal	1
24	Fouls	14
2	Offside	3
11	Corner Kicks	5
1	Saves	5

MLS Cup
November 23, 2003
The Home Depot Center, Carson, Calif.
Attendance: 27,000 (sellout)

	1st	2nd	Final
San Jose	2	2	4
Chicago	0	2	2

Scoring Summary
 Ronnie Ekelund 1 (unassisted), 5th
 Landon Donovan 3 (Walker 2), 38th
 Richard Mulrooney 1 (Mullan 1), 50th
 Landon Donovan 4 (De Rosario 1, Mullan 2), 71st
 DaMarcus Beasley 1 (Williams 1, Gray 1), 49th
 Own Goal (Roner), 54th

San Jose Earthquakes	Lineups	Chicago Fire
GK Pat Onstad		Zach Thornton GK
DEF Jeff Agoos		Carlos Bocanegra DEF
DEF Troy Dayak		Jim Curtin DEF
DEF Eddie Robinson		Nate Jaqua, 81st ◀
DEF Craig Waibel		Orlando Perez DEF
▶ Chris Roner, 51st		Kelly Gray, 47th+ ◀
MID Ronnie Ekelund		Evan Whitfield DEF
MID Manny Lagos		Chris Armas MID
▶ Ian Russell, 70th		DaMarcus Beasley MID
MID Brian Mullan		Jesse Marsch MID
MID Richard Mulrooney		Andy Williams MID
FWD Landon Donovan		Justin Mapp, 70th ◀
FWD Jamil Walker		Damani Ralph FWD
▶ Dwayne De Rosario, 60th		Ante Razov FWD

Cautions/Ejections
 Craig Waibel (Caution), 15th
 Eddie Robinson (Caution), 54th

SJ	Statistics	CHI
11	Total Shots	22
8	Shots On Goal	10
14	Fouls	17
3	Offside	4
3	Corner Kicks	13
8	Saves	4



ALL-TIME PLAYOFF HISTORY

THE CLUB

2014 REVIEW

CLUB HISTORY

OPPONENTS

MEDIA INFO

Western Conference Semifinals Game 2
October 30, 2004
Arrowhead Stadium, Kansas City, Mo.
Attendance: 10,022

1st 2nd Final
Kansas City 1 2 3
San Jose 0 0 0

Scoring Summary

Khari Stephenson 1 (Jewsbury 1, Arnaud 1), 26th
 Own Goal (Ching), 48th
 Jack Jewsbury 1 (Simutenkov 1, Burciaga 1), 92nd+

San Jose Earthquakes

Lineups
 GK Pat Onstad
 DEF Jeff Agoos
 DEF Ryan Cochrane
 DEF Todd Dunivant
 DEF Craig Waibel
 MID Ramiro Corrales
 ▶ Eddie Robinson, 94th+
 MID Landon Donovan
 MID Brian Mullan
 MID Richard Mulrooney
 FWD Brian Ching
 FWD Dwayne De Rosario
 ▶ Ian Russell, 61st

Kansas City Wizards

GK Bo Oshoniyi
 DEF Jose Burciaga, Jr.
 DEF Jimmy Conrad
 DEF Nick Garcia
 DEF Alex Zotinca
 Taylor Graham, 94th+ ◀
 Jack Jewsbury MID
 Khari Stephenson MID
 Igor Simutenkov, 69th ◀
 Kerry Zavagnin MID
 Diego Walsh, 86th ◀
 Diego Gutierrez MID
 Davy Arnaud FWD
 Josh Wolff FWD

Cautions/Ejections

Landon Donovan (Caution), 43rd
 Jack Jewsbury (Caution), 46th+
 Davy Arnaud (Caution), 56th
 Diego Gutierrez (Caution), 78th

SJ	Statistics	KC
8	Total Shots	14
4	Shots On Goal	6
15	Fouls	21
6	Offside	2
4	Corner Kicks	5
3	Saves	4

Western Conference Semifinals Game 1
October 23, 2005
The Home Depot Center, Carson, Calif.
Attendance: 17,466

1st 2nd Final
Los Angeles 2 1 3
San Jose 0 1 1

Scoring Summary

Ricardo Clark 1 (unassisted), 68th
 Herculez Gomez 1 (unassisted), 13th
 Landon Donovan 1 (unassisted), 39th
 Landon Donovan 2 (Jones 1, Albright 1), 87th

San Jose Earthquakes

Lineups
 GK Pat Onstad
 DEF Kelly Gray
 DEF Danny Califf
 DEF Eddie Robinson
 DEF Wade Barrett
 MID Brian Mullan
 MID Ricardo Clark
 ▶ Danny O'Rourke, 93rd+
 MID Mark Chung
 FWD Ronald Cerritos
 ▶ Alejandro Moreno, 67th
 FWD Brian Ching

Los Angeles Galaxy

GK Kevin Hartman
 DEF Chris Albright
 DEF Pablo Chinchilla
 DEF Ugo Ihemelu
 DEF Todd Dunivant
 DEF Cobi Jones
 Edinaldo da Conceicao, 93rd+ ◀
 Marcelo Saragosa MID
 Paulo Nagamura, 21st ◀
 Peter Vagenas MID
 Ned Grabavoy MID
 Landon Donovan FWD
 Herculez Gomez FWD

Cautions/Ejections

Wade Barrett (Caution), 12th
 Ricardo Clark (Caution), 26th
 Eddie Robinson (Caution), 63rd
 Paulo Nagamura (Caution), 33rd
 Todd Dunivant (Caution), 68th
 Chris Albright (Caution), 71st
 Herculez Gomez (Caution), 79th

SJ	Statistics	LA
16	Total Shots	9
6	Shots On Goal	5
18	Fouls	21
2	Offside	2
3	Corner Kicks	5
2	Saves	5

Western Conference Semifinals Game 2
October 29, 2005
Spartan Stadium, San Jose, Calif.
Attendance: 17,824

1st 2nd Final
San Jose 1 0 1
Los Angeles 0 1 1
LA adv 4-2 on aggregate goals

Scoring Summary

Brian Ching 1 (Mullan 1), 42nd
 Ned Grabavoy (Donovan 1, Vagenas 1), 67th

San Jose Earthquakes

Lineups
 GK Pat Onstad
 DEF Kelly Gray
 ▶ Kevin Goldthwaite, 74th
 DEF Danny Califf
 DEF Eddie Robinson
 DEF Wade Barrett
 ▶ Ronald Cerritos, 72nd
 MID Brian Mullan
 MID Ricardo Clark
 MID Dwayne De Rosario
 MID Mark Chung
 FWD Brian Ching
 FWD Alejandro Moreno

Lineups

Los Angeles Galaxy
 GK Kevin Hartman
 DEF Chris Albright
 DEF Ugo Ihemelu
 DEF Tyrone Marshall
 DEF Todd Dunivant
 DEF Cobi Jones
 MID Edinaldo da Conceicao, 78th ◀
 MID Paulo Nagamura
 MID Peter Vagenas
 MID Neg Grabavoy
 MID Alan Gordon, 72nd ◀
 FWD Landon Donovan
 FWD Herculez Gomez

Cautions/Ejections

Kelly Gray (Caution), 44th
 Ricardo Clark (Caution), 89th

SJ	Statistics	LA
18	Total Shots	6
7	Shots On Goal	3
15	Fouls	18
1	Offside	2
6	Corner Kicks	1
2	Saves	6

Eastern Conference Semifinals Game 1
October 30, 2010
Buck Shaw Stadium, Santa Clara, Calif.
Attendance: 10,525

1st 2nd Final
San Jose 0 0 0
New York 0 1 1

Scoring Summary

Joel Lindpere 1 (unassisted), 56th

San Jose Earthquakes

Lineups
 GK Jon Busch
 DEF Tim Ward
 DEF Brandon McDonald
 DEF Jason Hernandez
 DEF Ramiro Corrales
 MID Geovanni
 ▶ Khari Stephenson, 82nd
 MID Sam Cronin
 ▶ Arturo Alvarez, 69th
 MID Scott Sealy
 ▶ Eduardo, 62nd
 MID Bobby Convey
 FWD Chris Wondolowski
 FWD Ryan Johnson

Lineups

New York Red Bulls
 GK Bouna Coundoul
 DEF Chris Albright
 DEF Carlos Mendes
 DEF Tim Ream
 DEF Roy Miller
 DEF Dane Richards
 MID Mehdi Ballouchy
 MID Jeremy Hall, 92nd+ ◀
 MID Rafael Marquez
 MID Joel Lindpere
 MID Carl Robinson, 91st+ ◀
 FWD Juan Agudelo
 FWD Juan Pablo Angel

Cautions/Ejections

Chris Wondolowski (Caution), 65th
 Mehdi Ballouchy (Caution), 47th
 Roy Miller (Caution), 71st
 Bouna Coundoul (Caution), 83rd

SJ	Statistics	NY
12	Total Shots	13
3	Shots On Goal	7
12	Fouls	21
5	Offside	3
6	Corner Kicks	4
6	Saves	3

ALL-TIME PLAYOFF HISTORY

Eastern Conference Semifinals Game 2
November 4, 2010
Red Bull Arena, Harrison, N.J.
Attendance: 22,839

	1st	2nd	Final
San Jose	1	2	3
New York	0	1	1

SJ adv. 3-2 on aggregate goals

Scoring Summary
 Bobby Convey 1 (Sealy 1, Johnson 1), 6th
 Bobby Convey 2 (Alvarez 1), 76th Juan Pablo Angel 1 (Agudelo 1), 78th
 Chris Wondolowski 1 (Convey 1), 81st

San Jose Earthquakes	Lineups	New York Red Bulls
GK Jon Busch		Bouna Coundoul GK
DEF Tim Ward		Chris Albright DEF
DEF Brandon McDonald		Jeremy Hall, 84th ◀
DEF Jason Hernandez		Carlos Mendes DEF
DEF Ramiro Corrales		Salou Ibrahim, 84th ◀
▶ Eduardo, 48th+		Tim Ream DEF
MID Chris Wondolowski		Roy Miller DEF
MID Sam Cronin		Dane Richards MID
MID Scott Sealy		Mehdi Ballouchy MID
MID Bobby Convey		Rafael Marquez MID
FWD Geovanni		Joel Lindpere MID
▶ Arturo Alvarez, 75th		Juan Agudelo FWD
FWD Ryan Johnson		Thierry Henry, 84th ◀
		Juan Pablo Angel FWD

Cautions/Ejections
 Ramiro Corrales (Caution), 32nd
 Jon Busch (Caution), 80th

SJ	Statistics	NY
11	Total Shots	23
7	Shots On Goal	4
9	Fouls	8
3	Offside	2
9	Corner Kicks	5
3	Saves	4

Western Conference Semifinals Game 1
November 4, 2012
The Home Depot Center, Carson, Calif.
Attendance: 27,000

	1st	2nd	Final
San Jose	0	1	1
LA Galaxy	0	0	0

SJ lead 1-0 on aggregate goals

Scoring Summary
 Victor Bernardez (unassisted), 90th+4

San Jose Earthquakes	Lineups	LA Galaxy
GK Jon Busch		Josh Saunders GK
DEF Steven Beitashour		Sean Franklin DEF
DEF Victor Bernardez		Omar Gonzalez DEF
DEF Jason Hernandez		Tommy Meyer DEF
DEF Justin Morrow		Todd Dunivant DEF
MID Marvin Chavez		David Beckham MID
▶ Simon Dawkins, 59th		Edson Buddle, 78th ◀
MID Sam Cronin		Marcelo Sarvas MID
MID Rafael Baca		Juninho MID
MID Ramiro Corrales		Mike Magee MID
▶ Shea Salinas, 69th		Landon Donovan FWD
FWD Chris Wondolowski		Robbie Keane FWD
FWD Steven Lenhart		
▶ Alan Gordon, 65th		

Cautions/Ejections
 Marvin Chavez (Caution), 17th

SJ	Statistics	LA
8	Total Shots	12
3	Shots On Goal	2
11	Fouls	12
2	Offside	2
3	Corner Kicks	2
2	Saves	2

Eastern Conference Championship
November 13, 2010
Dick's Sporting Goods Park, Commerce City, Colo.
Attendance: 17,779

	1st	2nd	Final
San Jose	0	0	0
Colorado	1	0	1

Scoring Summary
 Kosuke Kimura 1 (unassisted), 42nd

San Jose Earthquakes	Lineups	Colorado Rapids
GK Jon Busch		Matt Pickens GK
DEF Chris Leitch		Kosuke Kimura DEF
▶ Arturo Alvarez, 57th		Marvelle Wynne DEF
DEF Brandon McDonald		Drew Moor DEF
DEF Jason Hernandez		Anthony Wallace DEF
DEF Tim Ward		Julien Baudet, 78th ◀
MID Chris Wondolowski		Wells Thompson MID
MID Sam Cronin		Jeff Larentowicz MID
▶ Eduardo, 79th		Pablo Mastroeni MID
MID Scott Sealy		Brian Mullan MID
MID Bobby Convey		Conor Casey FWD
FWD Geovanni		Quincy Amarikwa, 89th ◀
▶ Khari Stephenson, 72nd		Omar Cummings FWD
FWD Ryan Johnson		

Cautions/Ejections
 None.

SJ	Statistics	COL
8	Total Shots	16
1	Shots On Goal	6
10	Fouls	6
5	Offside	6
5	Corner Kicks	2
5	Saves	1

Western Conference Semifinals Game 2
November 7, 2012
Buck Shaw Stadium, Santa Clara, Calif.
Attendance: 10,744

	1st	2nd	Final
LA Galaxy	3	0	3
San Jose	0	1	1

LA adv. 3-2 on aggregate goals

Scoring Summary
 Robbie Keane (Mike Magee), 21st
 Robbie Keane (Landon Donovan, Tommy Meyer), 34th
 Mike Magee (Landon Donovan, Sean Franklin), 39th
 Alan Gordon (Justin Morrow), 82nd

LA Galaxy	Lineups	San Jose Earthquakes
GK Josh Saunders		Jon Busch GK
DEF Sean Franklin		Steven Beitashour DEF
DEF Omar Gonzalez		Alan Gordon, 73rd ◀
DEF Tommy Meyer		Victor Bernardez DEF
DEF Todd Dunivant		Ike Opara, 12th ◀
MID David Beckham		Jason Hernandez DEF
▶ Marcelo Sarvas, 76th		Justin Morrow DEF
MID Landon Donovan		Marvin Chavez MID
MID Juninho		Sam Cronin MID
MID Mike Magee		Rafael Baca MID
FWD Edson Buddle		Shea Salinas, 57th ◀
▶ Christian Wilhelmsson, 59th		Simon Dawkins MID
FWD Robbie Keane		Chris Wondolowski FWD
		Steven Lenhart FWD

Cautions/Ejections
 Victor Bernardez (caution), 4th David Beckham (caution), 17th
 Steven Lenhart (caution), 42nd Omar Gonzalez (caution), 41st

LA	Statistics	SJ
10	Total Shots	14
5	Shots On Goal	2
8	Fouls	9
1	Offside	4
1	Corner Kicks	6
1	Saves	2

LAMAR HUNT US OPEN CUP

YEAR-BY-YEAR

Year	Record	GF	GA	Home	Away	Neutral
1997	1-1	6	3	0-1	1-0	0-0
1998	1-1	3	1	0-0	1-0	0-1
2000	2-1	7	2	1-0	1-1	0-0
2001	2-1	7	1	0-1	2-0	0-0
2002	1-1	4	4	0-1	1-0	0-0
2003	0-1	0	1	0-0	0-1	0-0
2004	2-1	5	3	0-0	2-1	0-0
2005	1-1	3	2	0-1	1-0	0-0
2012	2-1	3	2	2-1	0-0	0-0
2013	0-1	0	1	0-0	0-1	0-0
2014	1-1	3	2	1-0	0-1	0-0
Overall	13-11	41	22	4-5	9-5	0-1

ALL-TIME SCORING LEADERS

Player Name	GP	G	A
Ronald Cerritos	7	4	1
Ronnie Ekelund	8	3	2
Scott Bower	5	3	1
Dwayne De Rosario	10	3	1
Ian Russell	10	3	1
Junior Agogo	2	3	1
Jeff Baicher	3	2	0
John Doyle	5	2	0
Sam Garza	2	2	0
Steven Lenhart	2	2	0
Lawrence Lozzano	2	2	0
Abdul Thompson-Conteh	2	2	0
Ramiro Corrales	10	1	0
Harut Karapetyan	3	1	0
Brian Mullan	3	1	0
Cordell Cato	3	1	0
Khari Stephenson	3	1	0

ALL-TIME HEAD-TO-HEAD

Team	W	L	GF	GA
Chicago Fire	0	1	1	1
Central Coast Roadrunners	2	0	11	2
Fort Lauderdale Strikers	1	0	2	1
Kansas City Wizards	0	1	0	1
LA Galaxy	0	4	2	5
El Paso Patriots	1	0	2	0
Minnesota Stars FC	1	0	1	0
Stanislaus United Cruisers	1	0	5	0
San Francisco Bay Seals	0	1	1	2
Richmond Kickers	1	0	2	0
Milwaukee Rampage	1	0	0	0
Sacramento Republic FC	1	0	2	1
Seattle Sounders (USL)	1	1	4	4
Seattle Sounders FC (MLS)	0	2	0	1
Portland Timbers	2	0	5	0
Minnesota Thunder	1	0	2	2
Charleston Battery	0	1	0	1
Totals	13	11	41	22

Round of 16 - July 27, 1997

Location	1st	2nd	Final	
Mustang Stadium	Central Coast Roadrunners (USL)	1	1	2
San Luis Obispo, Calif.	San Jose Clash	2	3	5

Attendance: 7,112

Scoring Summary

CCR - Jeremy Schultz (Tomlinson, Munoz), 2nd
 SJ - Lawrence Lozzano (unassisted), 26th
 SJ - Zico (penalty kick), 44th
 CCR - Abel Gutierrez (Tomlinson), 74th
 SJ - Jeff Baicher (Zico), 75th
 SJ - Lawrence Lozzano (Corrales, Cerritos), 81st
 SJ - Ronald Cerritos (unassisted), 83rd

San Jose Clash	Lineups	Central Coast Roadrunners
David Kramer		Alan Beilke
Arnold Cruz		Ricardo Ramirez
Tim Martin		Jonathan Bedrosian
John Doyle		Mario Sanchez
Troy Dayak		Jeremy Oetman
Michael Emenalo		Joseph Munoz
Shawn Medved		Nelson Warley
► Dominic Kinnear, 67th		Jeremy Schultz
Zico		Abel Gutierrez
► Ronald Cerritos, 76th		Clay Harty
Eddie Lewis		Craig Tomlinson
► Ramiro Corrales, 56th		
Jeff Baicher		
Lawrence Lozzano		

Quarterfinals - August 20, 1997

Location	1st	2nd	Final	
Spartan Stadium	San Jose Clash	0	1	1
San Jose, Calif.	S.F. Bay Seals (USL)	0	2	2

Attendance: 4,237

Scoring Summary

SJ - Ronald Cerritos (penalty kick), 20th
 SF - Shani Simpson (unassisted), 77th
 SF - Shane Watkins (unassisted), 86th

San Jose Earthquakes	Lineups	San Francisco Bay Seals
David Kramer		J.J. Wozniak
Arnold Cruz		Tim Weaver
Tim Martin		C.J. Brown
John Doyle		Angelo Sablo
Michael Emenalo		Chris Davini
Istvan Urbanyi		Shani Simpson
Shawn Medved		Robert Gallo
Dominic Kinnear		Trova Cowell
► Christopher Sullivan, 73rd		Kenneth Folan
Ramiro Corrales		Kimtal Simpson, 46th ◀
► Eddie Lewis, 66th		Shane Watkins
Ronald Cerritos		Marquis White
Lawrence Lozzano		

Round of 16 - July 7, 1998

Location	1st	2nd	Final	
Socorro Student Activities Complex	El Paso Patriots (USL)	0	0	0
El Paso, Texas	San Jose Clash	1	1	2

Attendance: 3,175

Scoring Summary

SJ - John Doyle (unassisted), 38th
 SJ - John Doyle (Mella, Wynalda), 78th

San Jose Clash	Lineups	El Paso Patriots
David Kramer		Nathan Buseck
Tim Martin		Alfredo Estrada, 46th ◀
► Braeden Cloutier, 69th		Steve Guaardino
John Doyle		Hector Velez
Oscar Draguicevich		Humberto Mier
Vicente Figueroa		Patrick Kabuye
Wade Barrett		David Stewart, 46th ◀
Martin Vasquez		Freddy Juarez
Ronald Cerritos		Lorenzo Baeza
Eddie Lewis		Kirk Wilson
► Victor Mella, 59th		Aldo Tovar
Jeff Baicher		Matthew Stewart
► Brian Seapole, 76th		Antonio Marti
Eric Wynalda		

Round of 16 - July 25, 2000

Location	1st	2nd	Final	
Spartan Stadium	San Jose Earthquakes	1	1	2
San Jose, Calif.	Richmond Kickers (USL)	0	0	0

Attendance: 1,021

Scoring Summary

SJ - Scott Bower (Karapetyan, Burns), 15th
 SJ - Ian Russell (Bower, Burns), 79th

San Jose Earthquakes	Lineups	Richmond Kickers
Jon Conway		Mike McGinty
Jimmy Conrad		Chris Brown
Dan Calichman		Kwaku Adu-Gyamfi, 63rd ◀
Mike Burns		Chris Fox
Ryan Tinsley		Scott Cannon
Mauricio Solis		Josh McKay
Wojtek Krakowiak		Rob Ukrop, 77th ◀
► Ian Russell, 69th		Tony Williams
Dario Brose		Kevin Knight
► Travis Mulraine, 77th		Marco Ferruzzi
Harut Karapetyan		Paul Lekics
Khodadad Azizi		Keith Donohue
Scott Bower		Peter Luzak, 74th ◀
		Dwayne De Rosario

THE CLUB

2014 REVIEW

CLUB HISTORY

OPPONENTS

MEDIA INFO

LAMAR HUNT US OPEN CUP

Quarterfinals - July 22, 1998

	1st	2nd	OT	Final	
Cotton Bowl Dallas, Texas	San Jose Clash	0	1	0	1
Attendance: 1,881	Chicago Fire	0	1	0	1

Chicago wins 4-3 on penalty kicks

Scoring Summary

SJ - Jeff Baicher (Medved), 66th
CHI - Lubos Kubik (unassisted), 56th

Penalty Kick Summary

Not Available

San Jose Clash	Lineups	Chicago Fire
David Kramer		Jorge Campos
John Doyle		Lubos Kubik
Oscar Draguicevich		C.J. Brown
Richard Gough		Andrew Lewis
Vincente Figueroa		Chris Armas
► Brian Seapole, 77th		Josh Keller
Shawn Medved		Jesse Marsch
Victor Mella		Tony Kuhn, 111st ◀
Braeden Cloutier		Diego Gutierrez
► Ronald Cerritos, 69th		Frank Klopas
Eddie Lewis		Zak Ibsen, 77th ◀
Jeff Baicher		Roman Kosecki
► Esmundo Rodriguez, 97th		Ante Razov, 77th ◀
Eric Wynalda		Josh Wolff

	1st	2nd	Final	
Round of 32 - June 14, 2000				
Central Catholic High School Modesto, Calif.	Stanislaus United Cruisers (USL)	0	0	0
Attendance: 3,600 (est.)	San Jose Earthquakes	1	4	5

Scoring Summary

SJ - Harut Karapetyan (unassisted), 26th
SJ - Ian Russell (unassisted), 61st
SJ - Ian Russell (unassisted), 71st
SJ - Abdul Thompson Conteh (Mulrooney), 75th
SJ - Abdul Thompson Conteh (Karapetyan), 88th

San Jose Earthquakes	Lineups	Stanislaus United Cruisers
Jon Conway		Able Vera
Mike Burns		Durt Cox
Jimmy Conrad		Gabe Eastman
Dan Calichman		Daniel Mack
Jamie Clark		Pat Uriz
Khodadad Azizi		Jacob Carter
► Abdul Thompson Conteh, 65th		Mike Descombaz
Travis Mulraine		Jose Ramos, 74th ◀
Justin Evans		Rodney Dumlao
► Ian Russell, 46th		Nicholas Luengo
Richard Mulrooney		Fadi Afash
Harut Karapetyan		Edwardo Martinez
Wojtek Krakowiak		Jon Cairel, 15th ◀
► Dario Brose, 59th		

	1st	2nd	Final	
Quarterfinals - August 9, 2000				
Titan Stadium Fullerton, Calif.	Los Angeles Galaxy	0	2	2
Attendance: 4,345	San Jose Earthquakes	0	0	0

Scoring Summary

LA - Mauricio Cienfuegos (Vagenas), 77th
LA - Seth George (Victorine), 81st

San Jose Earthquakes	Lineups	Los Angeles Galaxy
Joe Cannon		Matt Reis
Ryan Tinsley		Greg Vanney
► Wojtek Krakowiak, 85th		Robin Fraser
John Doyle		Paul Caligiuri
Jimmy Conrad		Danny Califf
Mike Burns		Jorge Salcedo
Richard Mulrooney		Peter Vagenas, 57th ◀
Travis Mulraine		Mauricio Cienfuegos
Dario Brose		Simon Elliott
Khodadad Azizi		Cobi Jones
Harut Karapetyan		Seth George, 63rd ◀
► Ian Russell, 46th		Sasha Victorine
Abdul Thompson Conteh		Sebastien Vorbe
► Scott Bower, 86th		Zak Ibsen, 71st ◀

	1st	2nd	Final	
Round of 32 - June 27, 2001				
Doug Hitchen Stadium Arroyo Grande, Calif.	Central Coast Roadrunners (PDL)	0	0	0
Attendance: 3,276	San Jose Earthquakes	0	6	6

Scoring Summary

SJ - Dwayne De Rosario (unassisted), 52nd
SJ - Scott Bower (Agogo), 57th
SJ - Scott Bower (Robinson), 68th
SJ - Junior Agogo (unassisted), 70th
SJ - Ronald Cerritos (Ekelund), 85th
SJ - Manny Lagos (unassisted), 87th

San Jose Earthquakes	Lineups	Central Coast Roadrunners
GK Jon Conway		Dominic Jakubek GK
DEF Zak Ibsen		Jeremy Oetman DEF
DEF Troy Dayak		Derek Lopez DEF
DEF Jimmy Conrad		Nick Moseley DEF
DEF Ramiro Corrales		Alex Avina MID
MID Scott Bower		Robbie Busick MID
MID Ian Russell		Evan Clark MID
► Manny Lagos, 64th		Tony Chowana-Bandhu MID
MID Eddie Robinson		Issac Torres FWD
MID Dario Brose		Ryan Katz FWD
► Ronnie Ekelund, 57th		Jose Miranda, 37th ◀
FWD Junior Agogo		Dana McGregor, 76th ◀◀
FWD Dwayne De Rosario		Danny Risch FWD
► Ronald Cerritos, 73rd		

	1st	2nd	OT	Final	
Round of 16 - July 11, 2001					
Milwaukee Sports Comp. Milwaukee, Wis.	Milwaukee Rampage (USL)	0	0	0	0
Attendance:	San Jose Earthquakes	0	0	0	0

San Jose wins 7-6 on penalty kicks

Scoring Summary

None

Scoring Summary

MIL - Soso (goal), Hayes (goal), Bernal (goal), Stockton (saved), Henning (goal), Prince (goal), Godoy (goal), Fadeski (saved)
SJ - Corrales (saved), Donovan (goal), Lagos (goal), Agogo (goal), Ekelund (goal), Ibsen (goal), Dayak (goal), Bower (goal)

San Jose Earthquakes	Lineups	Milwaukee Rampage
GK Jon Conway		Dan Popik GK
DEF Zak Ibsen		Destin Makumbu DEF
DEF Eddie Robinson		Peter Henning, 91st ◀
► Troy Dayak, 76th		Khary Stockton DEF
DEF Jimmy Conrad		Chad Prince DEF
DEF Wade Barrett		Steve Bernal MID
MID Scott Bower		Igor Soso MID
MID Ramiro Corrales		Jason Russell MID
MID Landon Donovan		Philippe Godoy MID
MID Ian Russell		Craig Charlton MID
► Manny Lagos, 62nd		Dennis Fadeski, 82nd ◀
FWD Junior Agogo		Digital Takawira FWD
FWD Dwayne De Rosario		Ollie Ellsworth, 57th ◀
► Ronnie Ekelund, 62nd		David Hayes FWD

	1st	2nd	OT	Final	
Quarterfinals - July 24, 2001					
Negoesco Stadium San Francisco, Calif.	Los Angeles Galaxy	0	1	0	1
Attendance: 1,881	San Jose Earthquakes	0	1	0	1

Los Angeles wins 10-9 on penalty kicks

Scoring Summary

LA - Simon Elliott (unassisted), 73rd
SJ - Junior Agogo (Barrett), 81st

Penalty Kick Summary

LA - Vanney (goal), Vagenas (goal), Elliott (goal), Cienfuegos (goal), Waibel (goal), Caligiuri (goal), Jones (goal), Bardales, Jr. (goal), Califf (goal)
SJ - Agoos (goal), Lagos (goal), Corrales (goal), Cerritos (goal), De Rosario (goal), Agogo (goal), Ibsen (goal), Russell (goal), Conrad (goal), Barrett (saved)

San Jose Earthquakes	Lineups	Los Angeles Galaxy
GK Jon Conway		Kevin Hartman GK
DEF Zak Ibsen		Greg Vanney DEF
DEF Jimmy Conrad		Craig Waibel DEF
DEF Jeff Agoos (Capt.)		Danny Califf DEF
DEF Wade Barrett		Ezra Hendrickson DEF
MID Ian Russell		Mauricio Cienfuegos MID
MID Ramiro Corrales		Simon Elliott MID
MID Eddie Robinson		Sasha Victorine MID
► Ronald Cerritos, 91st		Paul Caligiuri, 110th ◀
MID Scott Bower		Adam Frye MID
► Manny Lagos, 61st		Isaias Bardales, 96th ◀
FWD Landon Donovan		Peter Vagenas MID
► Dwayne De Rosario, 46th		Cobi Jones (Capt.) FWD
FWD Junior Agogo		

LAMAR HUNT US OPEN CUP

THE CLUB

2014 REVIEW

CLUB HISTORY

OPPONENTS

MEDIA INFO

Round of 16 - July 17, 2002	1st	2nd	OT	Final	
Interbay Stadium Seattle, Wash. Attendance: 1,275	Seattle Sounders (USL)	1	2	0	3
	San Jose Earthquakes	2	1	1	4

Scoring Summary

SEA - Andrew Gregor (unassisted), 11th
 SJ - Ronnie Ekelund (Corrales), 30th
 SJ - Dwayne De Rosario (Ekelund), 39th
 SEA - Scott Jenkins (Gregor), 58th
 SEA - Brian Ching (Daligcon), 60th
 SJ - Ronnie Ekelund (penalty kick), 78th
 SJ - Ariel Graziani (De Rosario), 109th

San Jose Earthquakes	Lineups	Seattle Sounders
GK Jon Conway		Preston Burpo GK
DEF Zak Ibsen		Scott Jenkins DEF
▶ Manny Lagos, 27th		Kieran Barton DEF
DEF Jimmy Conrad		Ryan Edwards DEF
DEF Eddie Robinson		Zach Scott DEF
DEF Wade Barrett		Nate Daglicon, 46th ◀
MID Devin Barclay		Andrew Gregor MID
MID Chris Roner		Jason Boyce MID
MID Richard Mulrooney		Viet Nguyen MID
▶ Ronnie Ekelund, 20th		Greg Foisie, 105th ◀
MID Ramiro Corrales		Jason Farrell MID
▶ Ariel Graziani, 72nd		Chad Brown, 104th ◀
FWD Luchi Gonzalez		Brian Ching FWD
▶ Landon Donovan, 65th		Darren Sawatzky FWD
FWD Dwayne De Rosario		

Quarterfinals - August 7, 2002	1st	2nd	OT	Final	
Spartan Stadium San Jose, Calif. Attendance: 6,481	San Jose Earthquakes	0	0	0	0
	Los Angeles Galaxy	0	0	1	1

Scoring Summary

LA - Carlos Ruiz (Hendrickson), 101st

San Jose Earthquakes	Lineups	Los Angeles Galaxy
GK Jon Conway		Matt Reis GK
DEF Jimmy Conrad		Danny Califf DEF
DEF Jeff Agoos		Alexi Lalas DEF
DEF Wade Barrett		Ezra Hendrickson DEF
DEF Ramiro Corrales		Tyrone Marshall DEF
MID Ian Russell		Simon Elliott MID
▶ Dwayne De Rosario, 81st		Mauricio Cienfuegos MID
MID Richard Mulrooney		Cobi Jones MID
MID Ronnie Ekelund		Sasha Victorine MID
MID Manny Lagos		Brian Mullan, 91st ◀
FWD Landon Donovan		Carlos Ruiz FWD
FWD Ariel Graziani		Alejandro Moreno FWD
		Gavin Ginton, 80th ◀

Round of 16 - August 5, 2003	1st	2nd	Final	
Husky Soccer Field Seattle, Wash. Attendance: 2,510	Seattle Sounders (USL)	1	0	1
	San Jose Earthquakes	0	0	0

Scoring Summary

SEA - Kyle Smith (Gregor), 41st

San Jose Earthquakes	Lineups	Seattle Sounders
GK Pat Onstad		Rich Cullen GK
DEF Craig Waibel		Danny Jackson DEF
▶ Richard Mulrooney, 63rd		Ryan Edwards DEF
DEF Eddie Robinson		Zach Scott DEF
DEF Jeff Agoos		Scott Jenkins DEF
DEF Todd Dunivant		Jason Farrell MID
MID Brian Mullan		Andrew Gregor MID
MID Ramiro Corrales		Viet Nguyen MID
MID Ronnie Ekelund		Darren Sawatzky, 73rd ◀
▶ Jamil Walker, 76th		Alex Bengard MID
MID Ian Russell		Sean Michael-Callahan, 78th ◀
▶ Chris Roner, 80th		Marco Velez FWD
FWD Manny Lagos		Chad Brown, 86th ◀
▶ Landon Donovan, 57th		Kyle Smith FWD
FWD Brian Ching		Kevin Sakuda, 63rd ◀

Quarterfinals - August 4, 2004	1st	2nd	OT	Final	
Griffin Stadium St. Paul, Minn. Attendance: 5,688	Minnesota Thunder (USL)	1	1	0	2
	San Jose Earthquakes	1	1	0	2

Scoring Summary

MIN - Melvin Tarley (Alberts), 4th
 SJ - Brian Ching (Agoos), 24th
 SJ - Landon Donovan (unassisted), 63rd
 MIN - Dustin Branan (Matteo), 77th

Penalty Kick Summary

MIN - Menyongar (goal), Alberts (miss), Matteo (goal), Branan (goal), Ferruzzi (goal)
 SJ - Donovan (goal), Ching (goal), Mulrooney (goal), De Rosario (goal), Dunivant (goal)

San Jose Earthquakes	Lineups	Minnesota Thunder
GK Jon Conway		Joe Warren GK
DEF Jeff Agoos		Dustin Brunt DEF
▶ Dwayne De Rosario, 45th		Brent Jacquette DEF
DEF Craig Waibel		Dustin Branan DEF
DEF Todd Dunivant		Freddy Juarez DEF
DEF Ryan Cochrane		Jeff Matteo MID
MID Ramiro Corrales		Kevin Friedland MID
MID Ronnie Ekelund		Jay Alberts MID
▶ Tighe Dombrowski, 90th		Godfrey Tenoff MID
MID Richard Mulrooney		Marco Ferruzzi, 76th ◀
MID Brian Mullan		Melvin Tarley FWD
▶ Ian Russell, 100th		David Castellanos FWD
FWD Landon Donovan		Johnny Menyongar, 73rd ◀
FWD Brian Ching		

Round of 16 - July 14, 2004	1st	2nd	Final	
PGE Park Portland, Ore. Attendance: 10,622	Portland Timbers (USL)	0	0	0
	San Jose Earthquakes	1	2	3

Scoring Summary

SJ - Ronnie Ekelund (penalty kick), 18th
 SJ - Ramiro Corrales (Ching), 55th
 SJ - Dwayne De Rosario (Mullan), 80th

San Jose Earthquakes	Lineups	Portland Timbers
GK Jon Conway		Josh Saunders GK
DEF Wes Hart		Shawn Saunders DEF
DEF Ryan Cochrane		Gavin Wilkinson DEF
▶ Tighe Dombrowski, 70th		Lee Morrison DEF
DEF Craig Waibel		Hugo Alcaraz DEF
DEF Todd Dunivant		Alex Bengard MID
MID Brian Mullan		Edwin Miranda, 76th ◀
MID Richard Mulrooney		Andrew Gregor MID
MID Ronnie Ekelund		Brian Winters MID
MID Ramiro Corrales		Scot Thompson, 60th ◀
▶ Jamil Walker, 71st		Jake Sagare MID
FWD Landon Donovan		Alan Gordon FWD
▶ Dwayne De Rosario, 45th		Dan Antoniuk, 84th ◀
FWD Brian Ching		Byron Alvarez FWD
▶ Chris Brown, 80th		

Semifinals - August 24, 2004	1st	2nd	Final	
Blue Valley Athletic Complex Overland Park, Kan. Attendance: 2,162	Kansas City Wizards	1	0	1
	San Jose Earthquakes	0	0	0

Scoring Summary

KC - Igor Simutenkov (penalty kick), 45th

San Jose Earthquakes	Lineups	Kansas City Wizards
GK Jon Conway		Bo Oshoniyi GK
DEF Jeff Agoos		Jose Burciaga, Jr. DEF
DEF Ryan Cochrane		Jimmy Conrad DEF
▶ Eddie Robinson, 76th		Nick Garcia DEF
DEF Todd Dunivant		Taylor Graham DEF
DEF Craig Waibel		Diego Gutierrez MID
MID Dwayne De Rosario		Igor Simutenkov MID
MID Ronnie Ekelund		Preki, 45th ◀
▶ Tighe Dombrowski, 56th		Justin Detter, 80th ◀◀
MID Brian Mullan		Kerry Zavagnin MID
MID Richard Mulrooney		Alex Zotinca MID
FWD Brian Ching		Davy Arnaud FWD
▶ Arturo Alvarez, 7th		Josh Wolff FWD
▶▶ Chris Brown, 71st		Jack Jewsbury, 74th ◀
FWD Landon Donovan		

LAMAR HUNT US OPEN CUP

Fourth Round - August 3, 2005
PGE Park
Portland, Ore.
Attendance: N/A

	1st	2nd	Final
Portland Timbers (USL)	0	0	0
San Jose Earthquakes	1	1	2

Scoring Summary
 SJ - Wade Barrett (Davis), 27th
 SJ - Brian Mullan (Russell), 63rd

San Jose Earthquakes	Lineups	Portland Timbers
GK Jon Conway		GK Josh Saunders
DEF Kelly Gray		DEF Edwin Miranda
DEF Danny Califf		DEF Scot Thompson
DEF Eddie Robinson		DEF Lee Morrison
DEF Wade Barrett		DEF Garrett Marcum
▶Kevin Goldthwaite, 46th		MID Hugo Alcaraz-Cuellar
MID Ian Russell		MID Tom Poltl
▶Chris Wondolowski, 80th		MID Scott Benedetti, 70th ◀
MID Danny O'Rourke		MID Brian Winters
MID Dwayne De Rosario		MID Jarrod Weis
MID Brad Davis		FWD Dan Antoniuk
▶Mark Chung, 70th		FWD Fadi Afash
FWD Brian Mullan		FWD Shaun Higgins, 68th ◀
▶Julian Nash, 86th		
FWD Alejandro Moreno		

Quarterfinals - August 24, 2005
Spartan Stadium
San Jose, Calif.
Attendance: 5,134

	1st	2nd	Final
San Jose Earthquakes	0	1	1
Los Angeles Galaxy	2	0	2

Scoring Summary
 LA - Herculez Gomez (Kirovski), 5th
 LA Herculez Gomez (Kirovski), 31st
 SJ - Ronald Cerritos (Mullan), 76th

San Jose Earthquakes	Lineups	Los Angeles Galaxy
GK Jon Conway		GK Kevin Hartman
DEF Kelly Gray		DEF Troy Roberts
▶Kevin Goldthwaite 71st		DEF Tyrone Marshall
DEF Eddie Robinson		DEF Pablo Chinchilla
DEF Danny Califf		DEF Todd Dunivant
DEF Wade Barrett		MID Ned Grabavoy
MID Ian Russell		MID Cobi Jones, 70th ◀
▶Ronald Cerritos, 64th		MID Peter Vagenas
MID Dwayne De Rosario		MID Paulo Nagamura
MID Danny O'Rourke		MID Guillermo Ramirez
MID Brad Davis		FWD Jovan Kirovski
▶Julian Nash, 31st		FWD Ugo Ihemelu, 67th ◀
▶Mark Chung, 72nd		FWD Herculez Gomez
FWD Alejandro Moreno		FWD Ednaldo da Conceicao, 83rd ◀
FWD Brian Mullan		

Third Round - May 29, 2012
Cagan Stadium
Stanford, Calif.
Attendance: 1,271

	1st	2nd	Final
San Jose Earthquakes	0	2	2
Ft. Lauderdale Strikers	1	0	1

Scoring Summary
 FLS - Mark Anderson (unassisted), 38th
 SJ - Sam Garza (Guenisik, Dawkins), 63rd
 SJ - Sam Garza (Lenhart), 70th

San Jose Earthquakes	Lineups	Ft. Lauderdale Strikers
GK David Bingham		GK Matt Glaeser
DEF Brad Ring		DEF Nickardo Blake
		DEF Conor Shanosky
DEF Ike Opara		DEF Jack Stewart
DEF Justin Morrow		DEF Scott Lorenz
DEF Josh Suggs		MID Leopaldo Morales
▶Steven Beitashour, 65th		MID Andy Herron, 78th ◀
MID Sam Cronin		MID Alfonso Motagalvan
▶Simon Dawkins, 56th		MID Abel Gebor, 64th ◀
MID Jean-Marc Alexandre		MID Walter Restrepo
MID Tressor Moreno		MID Pecka
MID Sam Garza		FWD Abe Thompson
FWD Steven Lenhart		FWD Mark Anderson
FWD Sercan Guenisik		
▶Rafael Baca 88		

Fourth Round - June 5, 2012
Cagan Stadium
Stanford, Calif.
Attendance: 1,548

	1st	2nd	Final
San Jose Earthquakes	0	1	1
Minnesota Stars FC	0	0	0

Scoring Summary
 SJ - Steven Lenhart (Beitashour, Chavez), 85th

San Jose Earthquakes	Lineups	Minnesota Stars FC
GK David Bingham		GK Matt VanOekel
DEF Steven Beitashour		DEF Justin Davis
DEF Ike Opara		DEF Cristiano Dias
DEF Jason Hernandez		DEF Kyle Altman
DEF Ramiro Corrales		DEF Brian Kallman
MID Sam Garza		MID Neil Hlavaty
▶Simon Dawkins 65th		MID Kentaro Takada
MID Jean-Marc Alexandre		MID Miguel Ibarra
MID Tressor Moreno		MID Kevin Venegas
▶Sam Cronin, 88th		FWD Simone Bracalello
MID Marvin Chavez		FWD Amani Walker, 77th ◀
FWD Alan Gordon		FWD Martin Nunez
▶Rafael Baca, 77th		FWD Devin Del Do, 82nd ◀
FWD Steven Lenhart		

Quarterfinals - June 26, 2012
Kezar Stadium
San Francisco, Calif.
Attendance: 7,219

	1st	2nd	Final
San Jose Earthquakes	0	0	0
Seattle Sounders FC	1	0	1

Scoring Summary
 SEA - Cordell Cato (unassisted), 19th

San Jose Earthquakes	Lineups	Seattle Sounders FC
GK David Bingham		GK Andrew Weber
DEF Steven Beitashour		DEF Brad Evans
▶Kevin Goldthwaite, 71st		DEF Patrick Ianni
DEF Victor Bernardez		DEF Zach Scott
DEF Ike Opara		DEF Leo Gonzalez
DEF Justin Morrow		MID Cordell Cato
MID Rafael Baca		MID Marc Burch, 82nd ◀
▶Marvin Chavez, 80th		MID Servando Carrasco
MID Sam Cronin		MID Andy Rose
MID Tressor Moreno		MID Alvaro Fernandez
▶Steven Lenhart, 53rd		FWD Jhon Kennedy Hurtado, 89th ◀
MID Shea Salinas		FWD Roger Levesque
FWD Khari Stephenson		FWD Ugo Ihemelu, 67th ◀
▶Chris Wondolowski 53rd		FWD Sammy Ochoa
FWD Alan Gordon		FWD Eddie Johnson, 75th ◀

Round of 32 - May 28, 2013
Blackbaud Stadium
Charleston, S.C.
Attendance: 1,954

	1st	2nd	Final
San Jose Earthquakes	0	0	0
Charleston Battery	1	0	1

Scoring Summary
 CHB - Colin Falvey (Cuevas) 74

San Jose Earthquakes	Lineups	Charleston Battery
GK David Bingham		GK Odisnel Cooper
DEF Dan Gargan		DEF Mark Wiltse
DEF Victor Bernardez		DEF Colin Falvey
DEF Brad Ring		DEF Cody Ellison
DEF Justin Morrow		MID John Wilson
MID Cordell Cato		MID Zach Prince
▶Marvin Chavez, 68th		FWD Taylor Mueller, 79th ◀
MID Rafael Baca		MID Jarad van Schaik
MID Mehdi Ballouchy		MID Mike Azira
MID Shea Salinas		FWD Nicki Paterson
▶Adam Jahn, 78th		
FWD Steven Lenhart		FWD Jose Cuevas
FWD Mike Fucito		FWD Dane Kelly
▶Chris Wondolowski, 58th		

THE CLUB

2014 REVIEW

CLUB HISTORY

OPPONENTS

MEDIA INFO

LAMAR HUNT US OPEN CUP

THE CLUB

2014 REVIEW

CLUB HISTORY

OPPONENTS

MEDIA INFO

Quarterfinals - June 11, 2014		1st	2nd	Final
Kezar Stadium	San Jose Earthquakes	1	1	2
San Francisco, Calif.	Sac Republic FC	1	0	1
Attendance: 3,788				

Scoring Summary

SRFC - Justin Braun (Chad Bartlome) 42nd
 SJ - Khari Stephenson (penalty) 45th
 SJ - Cordell Cato (unassisted) 73rd

San Jose Earthquakes	Lineups	Seattle Sounders FC
GK David Bingham		Dominik Jakubek GK
DEF Jason Hernandez		Emrah Klimenta DEF
DEF Ty Harden		Harrison Delbridge DEF
DEF Clarence Goodson		Nemanja Vukovic DEF
DEF Shaun Francis		Jack Avesyan DEF
MID Atiba Harris		Octavio Guzman MID
MID Cordell Cato		Chad Bond, 77th ◀
MID JJ Koval		Steven Evans MID
▶ Jean-Baptiste Pierrazi, 67th		Gilberto, 86th ◀
MID Sam Cronin		Rodrigo Lopez MID
MID Khari Stephenson		Chad Bartlome MID
FWD Mike Fucito		Max Alvarez FWD
▶ Billy Shuler, 85th		Dakota Collins, 86th ◀
FWD Steven Lenhart		Justin Braun FWD
		Jalil Anibaba, 99th ◀

Fifth Round - June 24, 2014		1st	2nd	Final
Starfire Sports Complex	Seattle Sounders FC	1	0	1
Tukwila, Wash.	San Jose Earthquakes	1	0	1
Attendance: 4,023				
<i>Seattle wins 4-1 on penalties kick</i>				

Scoring Summary

SJ - Steven Lenhart (Atiba Harris) 24th
 SEA - Kenny Cooper (Cam Weaver) 26th

Scoring Summary

SEA - Pineda (goal), Papa (goal), Evans (goal), Neagle (goal)
 SJ - Stephenson (goal), Gordon (post), Koval (save)

San Jose Earthquakes	Lineups	Seattle Sounders FC
GK David Bingham		Marcus Hahnemann GK
DEF Brandon Barklage		Brad Evans DEF
DEF Ty Harden		Chad Marshall DEF
DEF Clarence Goodson		Zach Scott DEF
DEF Shaun Francis		Leo Gonzalez DEF
MID Atiba Harris		Lamar Neagle MID
▶ Billy Shuler, 94th		Michael Azira MID
MID JJ Koval		Gonzalo Pineda MID
MID Sam Cronin		Marco Pappa MID
MID Khari Stephenson		Kenny Cooper FWD
FWD Mike Fucito		Chad Barrett, 78th ◀
▶ Cordell Cato, 83rd		Cam Weaver FWD
FWD Steven Lenhart		Jalil Anibaba, 99th ◀
▶ Alan Gordon, 62nd		

INTERNATIONAL COMPETITIONS

CONCACAF CHAMPIONS CUP

2002 Record: 3-1-0; 2003 Record: 1-1-0; 2004 Record: 1-1-0; Overall Record: 5-3-0

2002 Rd. of 16 - March 13, 2002 - Away Leg		1st	2nd	Final
Orange Bowl	CD Olimpia	0	0	0
Miami, Fla.	San Jose Earthquakes	0	1	1
Attendance: 4,318				

Scoring Summary

Richard Mulrooney (Lagos), 73rd

San Jose Earthquakes		Lineups	CD Olimpia	
GK	Joe Cannon		Donis Escobar	GK
DEF	Jimmy Conrad		Gerson Vasquez	DEF
DEF	Troy Dayak		Fabio Ulloa	DEF
DEF	Jeff Agoos (Capt.)		Mario Beata	DEF
DEF	Wade Barrett		Edwin Avila	DEF
MID	Ian Russell		Wilson Palacios	MID
MID	Ronnie Ekelund		Jose Luis Pineda	MID
	▶ Ariel Graziani, 70th		Francis Reyes, 79th	◀
MID	Richard Mulrooney		Danilo Tosello	MID
MID	Manny Lagos		Narciso Fernandez	MID
	▶ Ramiro Corrales, 76th		Wilmer Velasquez	FWD
FWD	Dwayne De Rosario		Denilson Costa, 67th	◀
	▶ Devin Barclay, 82nd		Diego DeRosa	FWD
FWD	Landon Donovan		Limberth Perez, 46th	◀

Cautions/Ejections

Mario Beata (Caution), 62nd

SJ	Statistics	CDO
11	Total Shots	6
3	Shots On Goal	2
10	Fouls	7
2	Offside	5
4	Corner Kicks	1
2	Saves	2

2002 Rd. of 16 - March 16, 2002 - Home Leg		1st	2nd	Final
Sheldon Florin Community Stadium	San Jose Earthquakes	2	1	3
Sacramento, Calif.	CD Olimpia	0	1	1
Attendance: 3,300				

Scoring Summary

Landon Donovan (Conrad), 33rd
 Ian Russell (Donovan), 40th
 Jeff Agoos (unassisted), 66th
 Denilson Costa (Fuentes), 87th

San Jose Earthquakes		Lineups	CD Olimpia	
GK	Joe Cannon		Donis Escobar	GK
DEF	Jimmy Conrad		Gerson Vasquez	DEF
DEF	Troy Dayak		Fabio Ulloa	DEF
DEF	Jeff Agoos (Capt.)		Mario Roberto Beata Reyes	DEF
DEF	Wade Barrett		Edwin Avila	DEF
MID	Ian Russell		Wilson Palacios	MID
MID	Ronnie Ekelund		Merlin Membreno	MID
MID	Richard Mulrooney		Diego DeRosa, 69th	◀
MID	Manny Lagos		Jose Alvarez	MID
	▶ Ramiro Corrales, 54th		Jose Luis Pineda, 61st	◀
FWD	Dwayne De Rosario		Danilo Tosella	MID
	▶ Devin Barclay, 79th		Wilmer Velasquez	FWD
FWD	Landon Donovan		Denilson Costa, 61st	◀
	▶ Ariel Graziani, 71st		Gustavo Fuentes	FWD

Cautions/Ejections

Wade Barrett (Caution), 35th
 Ronnie Ekelund (Caution), 52nd
 Gustavo Fuentes (Caution) 27th
 Merlin Membreno (Caution), 43rd

SJ	Statistics	CDO
11	Total Shots	8
6	Shots On Goal	3
18	Fouls	24
1	Offside	5
2	Corner Kicks	5
2	Saves	3

2002 Quarterfinals - April 17, 2002 - Away Leg		1st	2nd	Final
Estadio Hidalgo	Pachuca CF	1	2	3
Pachuca, Mexico	San Jose Earthquakes	0	0	0
Attendance: 8,000 (est.)				

Scoring Summary

Marco Garces (unassisted), 11th
 Sergio Santana (Arango), 54th
 Juan Arango (Chitiva), 81st

San Jose Earthquakes		Lineups	Pachuca CF	
GK	Joe Cannon		Miguel Calero	GK
DEF	Zak Ibsen		Israel Velasquez	DEF
DEF	Jimmy Conrad		Jose Juan Hernandez	DEF
DEF	Troy Dayak		Marco Sanchez Yacuta	DEF
DEF	Wade Barrett		Jamie Correa	DEF
MID	Manny Lagos		Andreas Chitiva	MID
	▶ Ian Russell, 46th		Daniel Martinez, 85th	◀
MID	Ronnie Ekelund		Marco Garces	MID
MID	Richard Mulrooney		Alfonso Sosa	MID
MID	Ramiro Corrales		Jorge Rodriguez	MID
FWD	Dwayne De Rosario		Enrique Vallijo, 73rd	◀
	▶ Eddie Robinson, 70th		Juan Arango	FWD
FWD	Ariel Graziani		Ricardo Esqueda, 83rd	◀
	▶ Devin Barclay, 70th		Sergio Santana	FWD

Cautions/Ejections

Jimmy Conrad (Caution), 35th
 Ronnie Ekelund (Ejection), 70th
 Alfonso Sosa (Ejection), 70th
 Israel Velasquez (Caution), 88th

SJ	Statistics	PAC
n/a	Total Shots	n/a
n/a	Shots On Goal	n/a
n/a	Fouls	n/a
n/a	Offside	n/a
n/a	Corner Kicks	n/a
n/a	Saves	n/a

2002 Quarterfinals - April 24, 2002 - Home Leg		1st	2nd	Final
Spartan Stadium	San Jose Earthquakes	0	1	0
San Jose, Calif.	Pachuca CF	0	0	0
Attendance: 6,213				

Scoring Summary

Ramiro Corrales (Gonzalez), 61st

San Jose Earthquakes		Lineups	Pachuca CF	
GK	Jon Conway		Miguel Calero	GK
DEF	Zak Ibsen		Daniel Martinez	DEF
DEF	Troy Dayak		Jose Juan Hernandez	DEF
DEF	Jeff Agoos (Capt.)		Marco Sanchez Yacuta	DEF
DEF	Wade Barrett		Jamie Correa	DEF
MID	Manny Lagos		Apolo Juarez	MID
	▶ Devin Barclay, 46th		Marco Garces (Capt.)	MID
	▶▶ Luchi Gonzalez, 53rd		Omar Arellano	MID
MID	Richard Mulrooney		Jorge Rodriguez	MID
	▶ Eddie Robinson, 46th		Sergio Santana, 73rd	◀
MID	Ramiro Corrales		Juan Arango	FWD
MID	Ian Russell		Walter Silvani	FWD
FWD	Dwayne De Rosario			
FWD	Ariel Graziani			

Cautions/Ejections

Zak Ibsen (Caution), 39th
 Eddie Robinson (Caution), 87th
 Juan Arango (Caution), 14th
 Jose Juan Hernandez (Caution), 63rd
 Juan Arango (Ejection), 69th
 Jorge Rodriguez (Caution), 73rd
 Marco Sanchez Yacuta (Caution), 82nd
 Miguel Calero (Caution), 94th+

SJ	Statistics	PAC
21	Total Shots	4
9	Shots On Goal	2
15	Fouls	13
3	Offside	1
7	Corner Kicks	3
1	Saves	8

THE CLUB

2014 REVIEW

CLUB HISTORY

OPPONENTS

MEDIA INFO

INTERNATIONAL COMPETITIONS

THE CLUB

2014 REVIEW

CLUB HISTORY

OPPONENTS

MEDIA INFO

2003 Quarterfinals - March 16, 2003 - Away Leg

		1st	2nd	Final
Estadio Mateo Flores	CSD Municipal	3	1	4
Guatemala City, Guatemala	San Jose Earthquakes	0	2	2

Attendance: 12,000 (est.)

Scoring Summary

Manny Lagos (Mulrooney), 61st	Gonzalo Romero (unassisted), 30th
Manny Lagos (Donovan), 72nd	Gonzalo Romero (unassisted), 37th
	Carlos Figueroa (Ponciano), 40th
	Selvyn Ponciano (penalty kick), 55th

San Jose Earthquakes	Lineups	CSD Municipal
GK Pat Onstad		Josue Ortiz GK
DEF Troy Dayak		Eddy Daniel Ortiz DEF
DEF Eddie Robinson		Selvyn Ponciano DEF
DEF Jeff Agoos		German Ruano DEF
DEF Craig Waibel		Denis Chen MID
▶ Arturo Alvarez, 63rd		Gonzalo Romero MID
MID Manny Lagos		Sergio Guevara MID
MID Richard Mulrooney		Julio Giron MID
MID Landon Donovan		Claudio Albizuris MID
MID Ramiro Corrales		Julio Rodas, 46th ◀
FWD Brian Mullan		Juan Jose Gomez FWD
FWD Brian Ching		Carlos Castillo, 19th ◀
		Carlos Figueroa FWD

Cautions/Ejections

Troy Dayak (Caution), 46th+	Carlos Figueroa (Caution), 25th
Pat Onstad (Caution), 53rd	Carlos Figueroa (Ejection), 59th
Ramiro Corrales (Caution), 73rd	Sergio Guevara (Caution), 88th
Richard Mulrooney (Caution), 76th	
Troy Dayak (Ejection), 79th	
Richard Mulrooney (Ejection), 83rd	

SJ	Statistics	CSD
13	Total Shots	15
5	Shots On Goal	7
n/a	Fouls	n/a
3	Offside	1
8	Corner Kicks	6
3	Saves	3

2003 Quarterfinals - March 26, 2003 - Home Leg

		1st	2nd	Final
Spartan Stadium	San Jose Earthquakes	2	0	2
San Jose, Calif.	CSD Municipal	0	1	1

Attendance: 4,594

Scoring Summary

Landon Donovan (Mullan), 19th	Juan Carlos Plata (Acevedo), 76th
Brian Ching (Mullan), 35th	

San Jose Earthquakes	Lineups	CSD Municipal
GK Pat Onstad		Josue Ortiz GK
DEF Chris Roner		Eddy Daniel Ortiz DEF
DEF Craig Waibel		Selvyn Ponciano DEF
DEF Jeff Agoos		German Ruano DEF
DEF Todd Dunivant		Denis Chen MID
▶ Arturo Alvarez, 77th		Claudio Albizuris MID
MID Manny Lagos		Luis Bonilla, 73rd ◀
MID Ronnie Ekelund		Gonzalo Romero MID
MID Ramiro Corrales		Julio Giron MID
MID Brian Mullan		Sergio Guevara MID
FWD Brian Ching		Mario Acevedo FWD
▶ Jamil Walker, 83rd		Juan Carlos Plata FWD
FWD Landon Donovan		Carlos Castillo, 90th ◀

Cautions/Ejections

Ronnie Ekelund (Caution), 41st	Julio Giron (Caution), 17th
Craig Waibel (Caution), 50th	Gonzalo Romero (Caution), 38th
Arturo Alvarez (Caution), 84th	Denis Chen (Caution), 46th

SJ	Statistics	CSD
17	Total Shots	13
9	Shots On Goal	5
25	Fouls	24
3	Offside	3
9	Corner Kicks	4
7	Saves	4

2004 Quarterfinals - March 17, 2004 - Away Leg

		1st	2nd	Final
Alejandro Morera Solo Stadium	LD Alajuelense	2	1	3
Alajuela, Costa Rica	San Jose Earthquakes	0	0	0

Attendance: (not available)

Scoring Summary

Erick Scott (unassisted), 11th
Froylan Ledezma (unassisted), 14th
Luis Diego Arnaez (penalty kick), 62nd

San Jose Earthquakes	Lineups	LD Alajuelense
GK Pat Onstad		Ricardo Gonzalez GK
DEF Wes Hart		Roy Myrie DEF
DEF Craig Waibel		Luis Marin DEF
DEF Troy Dayak		Pablo Chinchilla DEF
DEF Ramiro Corrales		Carlos Hernandez MID
MID Brian Mullan		Steven Bryce, 75th ◀
▶ Arturo Alvarez, 60th		Luis Diego Arnaez MID
MID Richard Mulrooney		Wilmer Lopez MID
MID Ronnie Ekelund		Pablo Gabas MID
MID Ian Russell		Pablo Izaguirre, 80th ◀
FWD Dwayne De Rosario		Esteban Sirias MID
▶ Jamil Walker, 66th		Froylan Ledezma FWD
FWD Landon Donovan		Erick Scott FWD
▶ Brian Ching, 79th		Victor Nunez, 66th ◀

Cautions/Ejections

Ronnie Ekelund (Caution) 53rd	Carlos Hernandez (Caution) 33rd
Arturo Alvarez (Caution) 62nd	Luis Diego Arnaez (Caution) 89th

SJ	Statistics	LDA
3	Total Shots	16
n/a	Shots On Goal	n/a
n/a	Fouls	n/a
1	Offside	2
3	Corner Kicks	8
1	Saves	5

2004 Quarterfinals - March 24, 2004 - Home Leg

		1st	2nd	Final
Spartan Stadium	San Jose Earthquakes	0	1	1
San Jose, Calif.	LD Alajuelense	0	0	0

Attendance: 5,130

Scoring Summary

Brian Mullan (Ching), 90th

San Jose Earthquakes	Lineups	LD Alajuelense
GK Pat Onstad		Ricardo Gonzalez GK
DEF Craig Waibel		Luis Marin DEF
DEF Jeff Agoos		Esteban Sirias DEF
DEF Troy Dayak		Pablo Chinchilla DEF
DEF Ramiro Corrales		Steven Bryce MID
MID Brian Mullan		Luis Diego Arnaez MID
MID Ronnie Ekelund		Pablo Gabas MID
MID Richard Mulrooney		Pablo Izaguirre, 78th ◀
MID Arturo Alvarez		Cristian Montero MID
FWD Dwayne De Rosario		Michael Rodriguez, 86th ◀
FWD Jamil Walker		Carlos Hernandez MID
▶ Brian Ching, 61st		Erick Scott FWD
		Alejandro Alpizar, 81st ◀
		Froylan Ledezma FWD

Cautions/Ejections

Craig Waibel (Caution) 57th	Luis Diego Arnaez (Caution) 58th
Troy Dayak (Caution) 58th	Pablo Izaguirre (Caution) 79th

SJ	Statistics	LDA
24	Total Shots	10
12	Shots On Goal	5
18	Fouls	6
4	Offside	5
5	Corner Kicks	5
5	Saves	11

INTERNATIONAL COMPETITIONS

CONCACAF CHAMPIONS LEAGUE

2013-14 Record: 2-2-2; Overall Record: 2-2-2

2013-14 - Group 5		1st	2nd	Final
Saputo Stadium	Montreal Impact	1	0	1
Montreal, Quebec	San Jose Earthquakes	0	0	0
Attendance: 15,115				

Scoring Summary

Hassoun Camara (Bernardello), 17th

San Jose Earthquakes		Lineups	Montreal Impact	
GK	Joe Cannon		Evan Bush	GK
DEF	Jimmy Conrad		Hassoun Camara	DEF
DEF	Troy Dayak		Alessandro Nesta	DEF
DEF	Jeff Agoos (Capt.)		Matteo Ferrari	DEF
DEF	Wade Barrett		Jeb Brovsky	DEF
MID	Ian Russell		Justin Mapp	MID
MID	Ronnie Ekelund		Collen Warner	MID
	▶ Ariel Graziani, 70th			
MID	Richard Mulrooney		Hernan Bernardello	MID
MID	Manny Lagos		Andres Romero	MID
	▶ Ramiro Corrales, 76th		Patrice Bernier, 81st	◀
FWD	Dwayne De Rosario		Marco di Vaio	FWD
	▶ Devin Barclay, 82nd		Sanna Nysassi, 89th	◀
FWD	Landon Donovan		Daniele Paponi	FWD
			Blake Smith, 69th	◀

Cautions/Ejections

Ramiro Corrales (Caution), 37th
Chris Wondolowski (Caution), 85th
Collen Warner (Caution), 10th
Justin Mapp (Caution), 72nd

SJ	Statistics	MTL
6	Total Shots	6
1	Shots On Goal	2
20	Fouls	18
0	Offside	3
2	Corner Kicks	4
0	Saves	1

2013-14 - Group 5		1st	2nd	Final
Cemento Progreso Stadium	CD Heredia	0	1	1
Guatemala City, Guatemala	San Jose Earthquakes	0	0	0
Attendance: NA				

Scoring Summary

Enrique Miranda (unassisted), 67th

San Jose Earthquakes		Lineups	CD Heredia	
GK	David Bingham		Jose Calderon	GK
DEF	Dan Gargan		Roberth Arias	DEF
DEF	Victor Bernardez		Wilmer Garcia	DEF
DEF	Jason Hernandez		Rodolfo Gonzalez Ruiz	DEF
DEF	Justin Morrow		Henry Medina Blasac	DEF
MID	Walter Martinez		Hector de Matta	MID
	▶ Cordell Cato, 63rd			
MID	Ramiro Corrales		David Espinoza	MID
MID	Rafael Baca		Enrique Miranda	MID
MID	Jaime Alas		Wilfred Velasquez	MID
	▶ Marvin Chavez, 75th		Charles Cordoba Sanchez	FWD
FWD	Chris Wondolowski		Robin Betancourth, 90th	◀
FWD	Adam Jahn		Osmar Lopez	FWD
	▶ Steven Lenhart, 70th		Andrade Anderson, 59th	◀

Cautions/Ejections

Victor Bernardez (Caution), 25th
Dan Gargan (Caution), 55th

SJ	Statistics	CDH
7	Total Shots	9
1	Shots On Goal	2
14	Fouls	8
1	Offside	2
4	Corner Kicks	4
1	Saves	1

2013-14 - Group 5		1st	2nd	Final
Buck Shaw Stadium	San Jose Earthquakes	1	2	3
Santa Clara, Calif.	Montreal Impact	0	0	0
Attendance: 6,128				

Scoring Summary

Chris Wondolowski (Lenhart, Gargan), 21st
Marvin Chavez (unassisted), 57th
Shea Salinas (unassisted), 84th

San Jose Earthquakes		Lineups	Montreal Impact	
GK	David Bingham		Evan Bush	GK
DEF	Dan Gargan		Hassoun Camara	DEF
DEF	Jason Hernandez		Alessandro Nesta	DEF
DEF	Clarence Goodson		Matteo Ferrari	DEF
DEF	Justin Morrow		Jeb Brovsky	DEF
MID	Marvin Chavez		Justin Mapp	MID
	▶ Shea Salinas, 75th		Sanna Nyassi, 75th	◀
MID	Sam Cronin		Davy Arnaud	MID
			Felipe, 63rd	◀
MID	Rafael Baca		Patrice Bernier	MID
MID	Jaime Alas		Andres Romero	MID
	▶ Cordell Cato, 67th			
FWD	Chris Wondolowski		Andrew Wenger	FWD
FWD	Steven Lenhart		Daniele Paponi	FWD
	▶ Alan Gordon, 82nd		Marco di Vaio, 64th	◀

Cautions/Ejections

Steven Lenhart (Caution), 41st
Davy Arnaud (Caution), 23rd
Hassoun Camara (Caution), 36th
Andres Romero (Caution), 62nd

SJ	Statistics	MTL
14	Total Shots	14
7	Shots On Goal	3
11	Fouls	16
3	Offside	2
1	Corner Kicks	6
3	Saves	4

2013-14 - Group 5		1st	2nd	Final
Buck Shaw Stadium	San Jose Earthquakes	0	1	0
Santa Clara, Calif.	CD Heredia	0	0	0
Attendance: NA				

Scoring Summary

Chris Wondolowski (Salinas), 62nd

San Jose Earthquakes		Lineups	CD Heredia	
GK	Jon Busch		Jose Calderon	GK
DEF	Steven Beitashour		Roberth Arias	DEF
DEF	Victor Bernardez		Wilmer Garcia	DEF
DEF	Clarence Goodson		Rodolfo Gonzalez Ruiz	DEF
			Enrique Miranda, 68th	◀
DEF	Jordan Stewart		Henry Medina Blasac	DEF
MID	Cordell Cato		Osman Lopez	MID
	▶ Walter Martinez, 78th		David Espinoza, 80th	◀
MID	Sam Cronin		Hector de Mata	MID
MID	Rafael Baca		Victor Hernandez	MID
	▶ Alan Gordon, 61st			
MID	Shea Salinas		Wilfred Velasquez	MID
	▶ Justin Morrow, 88th		Hetzon Pereira, 89th	◀
FWD	Chris Wondolowski		Charles Cordova	FWD
FWD	Steven Lenhart		Anderson Andrade	FWD

Cautions/Ejections

Clarence Goodson (Caution), 65th
Clarence Goodson (Ejection), 90th+3
Enrique Miranda (Caution), 86th

SJ	Statistics	CDH
15	Total Shots	7
4	Shots On Goal	1
9	Fouls	13
0	Offside	2
6	Corner Kicks	2
7	Saves	6

THE CLUB

2014 REVIEW

CLUB HISTORY

OPPONENTS

MEDIA INFO

MISCELLANEOUS COMPETITIONS

LA MANGA CUP

2003 Record: 1-2-1; 2004 Record: 3-1-0; Overall Record: 4-3-1

Date	Opponent	Result	Earthquakes Goalscorers
February 17, 2003	Rosenborg Trondheim	0-2 L	--
February 20, 2003	Rubin Kazan	1-1 T	Ronnie Ekelund (pk)
February 24, 2003	Viking Stavanger	1-3 L	Ronnie Ekelund
February 27, 2003	Lyn Oslo	3-1 W	Ramiro Corrales, Brian Mullan, Arturo Alvarez
February 25, 2004	GIF Sundsvall	3-1 W	Dwayne De Rosario, Jamil Walker, Landon Donovan
February 28, 2004	Stabaek	2-1 W	Jamil Walker, Brian Ching
March 2, 2004	Viking Stavanger	1-1 T (3-5 pk)	Dwayne De Rosario
March 5, 2004	Dynamo Kiev	1-1 T (6-5 pk)	Ramiro Corrales

LAMAR HUNT US OPEN CUP PLAY-INS (3-5-0)

Date	Opponent	Result	Attend.	Goalscorers	Site
April 30, 2008	at Real Salt Lake	0-4 L	N/A	--	Rice-Eccles Stadium, Salt Lake City, UT
April 29, 2009	New York Red Bulls	1-2 L	4,011	Campos	Buck Shaw Stadium, Santa Clara, CA
April 14, 2010	Real Salt Lake	3-3 L (3-5 PK)	2,718	Leitch, Alvarez, Morrow	Buck Shaw Stadium, Santa Clara, CA
May 3, 2011	at Portland Timbers	1-0 W (OT)	11,412	Opara	JELD-WEN Field, Portland, OR
May 24, 2011	Chicago Fire	2-2 L (4-5 PK)	4,124	McLoughlin, Morrow	Buck Shaw Stadium, Santa Clara, CA

INTERNATIONAL EXHIBITIONS (9-8-8)

Date	Opponent	Result	Attend.	Goalscorers	Site
May 26, 1996	Bayer Leverkusen	3-4 L	10,389	Rodas, Bravo, Iroha	Spartan Stadium, San Jose, CA
June 12, 1996	UNAM Pumas	1-2 L	11,995	Bravo, Rodas	Spartan Stadium, San Jose, CA
Oct. 30, 1996	at Sichuan Quan Xing	3-0 W	35,000	Baicher, Corrales	Chengdu Municipal, Chengdu, China
Nov. 5, 1996	at Beijing Guoan	0-1 L	20,000	--	Beijing Worker Stadium, Beijing, China
May 13, 1997	Aston Villa	1-1 T	13,522	Medved	Spartan Stadium, San Jose, CA
Nov. 7, 1997	Atlas	1-1 T	11,533	Welton (guest player)	Spartan Stadium, San Jose, CA
May 5, 1998	Chivas de Guadalajara	1-1 T	10,093	Cerritos	Civic Stadium, Portland, OR
July 10, 1998	Morelia	2-3 L	14,852	Wynalda, Mella	Spartan Stadium, San Jose, CA
Nov. 18, 1998	Toluca	0-2 L	15,421	--	Spartan Stadium, San Jose, CA
Aug. 25, 1999	UNAM Pumas	2-3 L	10,667	Tinsley, Sequeira	Spartan Stadium, San Jose, CA
Sept. 18, 2002	Club America	1-1 T	22,512	Roner	3COM Park, San Francisco, CA
Feb. 9, 2003	Shanghai Shenhua FC	4-0 W	2,499	Alvarez, Tennyson, Walker, Waibel	Negoesco Stadium, San Francisco, CA
Oct. 14, 2003	Chivas de Guadalajara	0-2 L	12,195	--	Spartan Stadium, San Jose, CA
May 12, 2004	Sporting Club of Portugal	4-1 W	5,254	Mullan (2), Donovan (2)	Spartan Stadium, San Jose, CA
June 5, 2004	Canada	1-3 L	7,013	Ching (PK)	Spartan Stadium, San Jose, CA
Aug. 5, 2005	Deportivo Alaves	1-1 T	4,522	Nash	Spartan Stadium, San Jose, CA
July 15, 2008	Honduras Olympic Team	4-0 W	2,200	Grabavoy, Salinas, Kirovski, Kamara	Buck Shaw Stadium, Santa Clara, CA
Oct. 7, 2008	CD FAS	2-1 W	5,495	Arce, Kirovski	Buck Shaw Stadium, Santa Clara, CA
Sept. 8, 2009	CD Aguila	0-0 T	2,089	--	Buck Shaw Stadium, Santa Clara, CA
July 17, 2010	Tottenham Hotspur	0-0 T	10,712	--	Buck Shaw Stadium, Santa Clara, CA
July 12, 2011	West Bromwich Albion	2-1 W	6,872	Bingham, Stephenson	Buck Shaw Stadium, Santa Clara, CA
July 31, 2012	Swansea City	2-2 T	9,239	Lenhart (2)	Buck Shaw Stadium, Santa Clara, CA
Sept. 6, 2012	San Luis FC	1-0 W	4,234	Wondolowski	Buck Shaw Stadium, Santa Clara, CA
July 20, 2013	Norwich City FC	1-0 W	9,631	Cato	Buck Shaw Stadium, Santa Clara, CA
Oct. 14, 2014	CDS Vida	2-1 W	--	Thompson, Stephenson	Buck Shaw Stadium, Santa Clara, CA

USL EXHIBITIONS (8-4-2)

Date	Opponent	Result	Attend.	Goalscorers	Site
June 4, 1997	at Seattle Sounders	0-1 L (SO)	6,601	--	Memorial Stadium, Seattle, WA
Sept. 24, 1997	at California Jaguars	3-1 W	5,140	Baicher, Cerritos, Wynalda	Salinas Sports Complex, Salinas, CA
June 14, 1998	at Vancouver 86ers	3-1 W	1,200	Medved, Lozano, Vasquez	Rotary Stadium, Vancouver, BC
June 30, 1998	at SF Bay Seals	3-0 W	1,492	Wynalda, Cerritos, Mella	Kezar Stadium, San Francisco, CA
June 7, 1999	at Seattle Sounders	1-0 W (SO)	2,002	--	Renton Stadium, Seattle, WA
July 18, 2000	at Bay Area Seals	2-2 T	1,623	Mulrairie, Conteh	Pioneer Stadium, Hayward, CA
June 4, 2001	at Portland Timbers	1-2 L	4,566	Corrales (PK)	PGE Park, Portland, OR
June 6, 2001	at Seattle Sounders	0-0 L (PK)	3,241	--	Joe Albi Stadium, Spokane, WA
Aug. 14, 2001	at Vancouver Whitecaps	3-1 W	6,372	Donovan (2), Agogo	Swangard Stadium, Burnaby, BC
July 14, 2002	at Minnesota Thunder	2-0 W	8,110	De Rosario, Gonzalez	Blaine Sports Complex, Blaine, MN
May 26, 2003	at Seattle Sounders	0-0 T	3,250	--	Seahawks Stadium, Seattle, WA
June 11, 2003	at Chico Rooks	1-1 W (PK)	3,000	Mullan	Rooks Stadium, Chico, CA
Sept. 1, 2003	at Vancouver Whitecaps	4-3 W	4,187	Robinson, De Rosario, Lagos (2)	Swangard Stadium, Burnaby, BC
Sept. 2, 2008	Seattle Sounders	1-2 L	N/A	Roberts	Buck Shaw Stadium, Santa Clara, CA

RESERVE LEAGUE

The San Jose Earthquakes reserves began play in 2005 and finished tied for fifth in the MLS Reserve League that season, six points behind champion D.C. United. Chris Wondolowski led the team with eight goals and two assists, while Julian Nash contributed four goals and six assists. John Doyle served as head coach of the reserves in 2005, while Ian Russell took over that duty when San Jose came back to MLS in 2008. The Quakes returned to Reserve League action in 2008, before the league was put on hiatus for two seasons. The Quakes reserves restarted play in 2011 with assistant coach Mark Watson as the head of the Reserve League side.

2005 RESERVE LEAGUE RESULTS (5-4-3, 18 POINTS)

Date	Opponent	Score	Record	Goalscorers	Site
April 9	Chivas USA	0-2 L	0-1-0	–	Spartan Stadium, San Jose, CA
April 17	at Chicago	1-3 L	0-2-0	Twellman	UIC Flames Field, Chicago, IL
April 24	Kansas City	0-0 T	0-2-1	–	Valley Christian HS, San Jose, CA
May 15	Dallas	3-1 W	1-2-1	Wondolowski, Hart, Nash	Valley Christian HS, San Jose, CA
May 29	at Kansas City	3-3 T	1-2-2	Goldthwaite, Wondolowski (2)	Arrowhead Stadium, Kansas City, MO
June 5	D.C. United	2-1 W	2-2-2	Nash, Wondolowski	Foothill College, Los Altos Hills, CA
June 19	Real Salt Lake	3-1 W	3-2-2	Ching, Wondolowski, Goldthwaite	Valley Christian HS, San Jose, CA
June 26	Los Angeles	3-0 W	4-2-2	Ching, Aloisi, Russell	Valley Christian HS, San Jose, CA
Aug. 21	at Real Salt Lake	1-2 L	4-3-2	Nash	Trailside Park, Park City, UT
Sept. 4	at Dallas	3-4 L	4-4-2	Ramirez, Weatherly, Wondolowski	Pizza Hut Park, Frisco, TX
September 18	at Chivas USA	2-1 W	5-4-2	Wondolowski, Nash	The Home Depot Center, Carson, CA
October 16	at Los Angeles	2-2 T	5-4-3	Wondolowski, Weatherly	The Home Depot Center, Carson, CA

2008 RESERVE LEAGUE RESULTS (4-5-3, 15 POINTS)

Date	Opponent	Score	Record	Goalscorers	Site
April 4	at Los Angeles	2-1 W	1-0-0	Ricketts, Smarte	The Home Depot Center, Carson, CA
April 20	at Colorado	1-1 T	1-0-1	Denton	Dick's Sporting Goods Park, Commerce City, CO
May 4	FC Dallas	0-2 L	1-1-1	–	Stanton Field, Santa Clara, CA
May 23	Houston	1-3 L	1-2-1	Roberts	Stanton Field, Santa Clara, CA
June 1	at Real Salt Lake	0-4 L	1-3-1	–	Quinn's Junction, Park City, UT
July 12	Colorado	1-3 L	1-4-1	Hatzke	Stanton Field, Santa Clara, CA
Aug. 3	Los Angeles	1-0 W	2-4-1	Gray	Stanton Field, Santa Clara, CA
Sept. 28	Real Salt Lake	5-0 W	3-4-1	Johnson (2), Salinas, Somma, Arce	Stanton Field, Santa Clara, CA
Oct. 3	at FC Dallas	2-2 T	3-4-2	Ghebru, Roberts	Pizza Hut Park, Frisco, TX
Oct. 12	Chivas USA	1-3 L	3-5-2	Arce	Stanton Field, Santa Clara, CA
Oct. 15	at Houston	2-2 T	3-5-3	Glinton, Somma	Robertson Stadium, Houston, TX
Oct. 21	at Chivas USA	2-1 W	4-5-3	Glinton, Ghebru	The Home Depot Center, Carson, CA



RESERVE LEAGUE

THE CLUB

2014 REVIEW

CLUB HISTORY

OPPONENTS

MEDIA INFO

2011 RESERVE LEAGUE RESULTS (3-5-1, 10 POINTS)

Date	Opponent	Score	Record	Goalscorers	Site
March 22	Vancouver	2-1 W	1-0-0	Luzunaris	Nutrilit Training Facility, San Jose, CA
April 3	Seattle	0-1 L	1-1-0	—	Nutrilit Training Facility, San Jose, CA
April 23	Chivas USA	3-1 W	2-1-0	Johnson, Ampaipitakwong, Morales	Buck Shaw Stadium, Santa Clara, CA
June 6	LA Galaxy	3-0 W	3-1-0	Guenisik (2), McLoughlin	Nutrilit Training Facility, San Jose, CA
June 21	at Portland	1-2 L	3-2-0	Leitch	JELD-WEN Field, Portland, OR
July 26	at Chivas USA	1-1 T	3-2-1	Ba	The Home Depot Center, Carson, CA
Aug. 7	Portland	0-2 L	3-3-1	—	Nutrilit Training Facility, San Jose, CA
Sept. 9	at Vancouver	0-1 L	3-4-1	—	Swangard Stadium, Vancouver, BC
Oct. 10	at Seattle	1-3 L	3-5-1	Luzunaris	Starfire Sports Stadium, Tukwila, WA

2012 RESERVE LEAGUE RESULTS (5-3-2, 17 POINTS)

Date	Opponent	Score	Record	Goals	Site
March 27	Portland Timbers	1-0 W	1-0-0	Alexandre	Earthquakes Facility, San Jose, Calif.
April 8	Vancouver Whitecaps	1-2 L	1-1-0	Ampaipitakwong	Earthquakes Facility, San Jose, Calif.
May 8	at LA Galaxy	1-1 T	1-1-1	Guenisik	University Field #1 (HDC), Carson, Calif.
May 14	Chivas USA	1-1 T	1-1-2	Diaz Pizarro	Earthquakes Facility, San Jose, Calif.
June 8	at Chivas USA	1-3 L	1-2-2	Salinas	The Home Depot Center, Carson, Calif.
Aug. 12	Seattle Sounders FC	3-0 W	2-2-2	Garz, Guvenisik, Corrales	Earthquakes Facility, San Jose, Calif.
Aug. 26	at Portland Timbers	3-1 W	3-2-2	Guenisik (3)	JELD-WEN Field, Portland, Ore.
Sept. 4	LA Galaxy	2-0 W	4-2-2	Ballouchy, Guvenisik	Earthquakes Facility, San Jose, Calif.
Sept. 10	at Vancouver Whitecaps	2-1 W	5-2-2	Fondy, Morales	Univ. of British Columbia, Vancouver, B.C.
Sept. 25	at Seattle Sounders FC	0-3 L	5-3-2	N/A	Starfire Sports Complex, Seattle, Wash.

2013 RESERVE LEAGUE RESULTS (4-5-1, 13 POINTS)

Date	Opponent	Score	Record	Goalscorers	Site
March 4	Real Salt Lake	L 0-1	0-1-0	—	Earthquakes Training Facility
April 15	Portland Timbers	L 1-2	0-2-0	Martinez	JELD-WEN Field
April 23	Seattle Sounders FC	L 1-2	0-3-0	Gorskie	Starfire Sports Complex
May 19	Colorado Rapids	W 3-0	1-3-0	Cato, Delgado, Fucito	Earthquakes Training Facility
June 2	Real Salt Lake	W 2-1	2-3-0	Cato, Baca	America First Field
July 15	Antigua Barracuda FC	W 6-0	3-3-0	Ring, Jahn, Phillip (own goal), Garza, Jahn, Stewart	Kezar Stadium
July 28	Portland Timbers	L 0-1	3-4-0	---	Earthquakes Training Facility
Sept. 1	LA Galaxy	T 0-0	3-4-1	---	StubHub Center - University Field 1
Sept. 30	Chivas USA	W 3-2	4-4-1	Fucito, Frias (own goal), Vanschaik	StubHub Center Training Field
Oct. 15	Chivas USA	L 2-3	4-5-1	Garza, Vanschaik	Earthquakes Training Facility

ALL-TIME RESERVE LEAGUE STATISTICS

All-Time Record: 16-22-10
All-Time Goals For: 85
All-Time Goals Against: 78
All-Time Shutouts: 11

Goals		
No.	Player	Goals
1.	Chris Wondolowski	8
2.	Sercan Guvenisik	6
2.	Julian Nash	4
T3.	Ryan Johnson	3
T3.	Sam Garza	3
5.	11 players tied	2

Assists		
No.	Player	Assists
T1.	Julian Nash	6
T1.	Sam Garza	6
T3.	Ian Russell	4
T3.	Tommy Thompson	4
T5.	Noah Merl	3
T5.	Shea Salinas	3
T5.	Davide Somma	3
T5.	Mehdi Ballouchy	3

OPPONENTS



INNOCENT

MLS CONFERENCE ALIGNMENT


THE CLUB

2014 REVIEW

CLUB HISTORY

OPPONENTS

MEDIA INFO



COLORADO RAPIDS

6000 Victory Way • Commerce City, CO 80022
 Tel: 303.272.3500 • Fax: 303.727.3536 • www.coloradorapids.com



THE CLUB

2014 REVIEW

CLUB HISTORY

OPPONENTS

MEDIA INFO

CHIEF CLUB OFFICIALS

Investor/Operator Stan Kroenke/
 Kroenke Sports Enterprises
President Tim Hinchey
Technical Director Paul Bravo
 Special Assistant to TD Pablo Mastroeni
VP, Commercial Operations Jeff Jacobsen

TEAM INFORMATION

Head Coach Pablo Mastroeni
Assistant Coach John Metgod
Assistant Coach Steve Cooke
Goalkeeper Coach Chris Sharpe
Team Administrator Erik Carlson
Director of Operations Jeff Mathews
Equipment Manager Brandy Lay

Conference Western
2014 Record 8-18-8
2014 Playoffs Did Not Qualify
2014 Home Record 6-6-5
2014 Road Record 2-12-3

TEAM MEDICAL INFORMATION

Head Athletic Trainer Jaime Rojas
Assistant Athletic Trainer Michael Heitkamp
Team Physician Dr. Wayne Gersoff

VISITING TEAM HOTEL

Denver Marriott City Center
 1701 California Street
 Denver, CO 80202
 Phone: 800.228.9290

P.R. DIRECTORY

Senior Director of Communications: Richard Clarke
 Office: 303.727.3503
 Cell: 303.304.6899
 E-mail: rclarke@dsgpark.com
Coordinator, PR & Social Media: Diego Garcia
 Office: 303.727.3508
 E-mail: diegogarcia@dsgpark.com

2015 SCHEDULE VS. RAPIDS

Fri., May 8 Dick's Sporting Goods Park 7:00 p.m.
 Fri., Aug. 14 Avaya Stadium 8:00 p.m.

ALL-TIME REGULAR-SEASON STATS

Category	San Jose Earthquakes				Colorado Rapids			
	1	2	OT	Tot.	1	2	OT	Tot.
Goals	36	48	0	84	32	38	0	70
Shots	326	371	3	700	346	355	0	701
Shots on Goal	148	170	1	319	151	149	0	300
Fouls	402	403	2	807	395	426	3	824
Offsides	102	89	0	191	99	101	0	200
Corner Kicks	140	143	4	287	119	124	0	243

STADIUM INFORMATION

Dick's Sporting Goods Park
 6000 Victory Way
 Commerce City, CO 80022
 Opened: 2007
 MLS Capacity: 18,086
 Press Box Phone: 303.727.3555
 Surface: Grass (75x120)
 Largest Soccer Attendance: 19,680

PRACTICE FACILITY

Dick's Sporting Goods Park
 Auxiliary Fields, 6000 Victory Way
 Commerce City, CO 80022





9200 World Cup Way, Suite 202 • Frisco, TX 75033
Tel: 469.365.0000 • Fax: 214.705.6799 • www.fcdallas.com

THE CLUB

2014 REVIEW

CLUB HISTORY

CHIEF CLUB OFFICIALS

Investor/Operator Hunt Sports Group
Hunt Sports Group Chairman Clark K. Hunt
Hunt Sports Group President Dan Hunt

TEAM INFORMATION

Head Coach Oscar Pareja
Technical Director Fernando CLavijo
Assistant Coach Marco Ferruzzi
Assistant Coach Drew Keeshan
Director of Soccer Ops Luiz Muzzi
Soccer Ops Manager Gus Gomez
Equipment Manager Marcus Owens

Conference Western
2014 Record 16-12-6
2014 Playoffs Western Conference Semifinals
2014 Home Record 12-4-1
2014 Road Record 4-8-5

TEAM MEDICAL INFORMATION

Head Athletic Trainer Skylar Richards
Assistant Athletic Trainer Reade Whitney
Medical Director James C. Walter
Sports Nutritionist Eve Pearson

VISITING TEAM HOTEL

Embassy Suites
 7600 John Q. Hammons Drive
 Frisco, TX 75034
 Phone: 972.712.7200

P.R. DIRECTORY

Senior Director, Communications and International Business Development: Cesar Velasco
 Office: 469.365.0198
 Cell: 214.636.8990
 E-mail: cvelasco@fcdallas.net
Director of Public Relations: Leigh Anne Gullett
 Office: 469.365.0054
 Cell: 210.259.7865
 E-mail: lgullett@fcdallas.net
Media Services Manager: Jason Minnick
 Office: 469.365.0068
 Cell: 570.764.0294
 E-mail: jminnick@fcdallas.net

2015 SCHEDULE VS. FC DALLAS

Sat., March 7 FC Dallas Stadium 5:30 p.m.
 Sun., June 7 Avaya Stadium 4:00 p.m.
 Sun., Oct. 25 FC Dallas Stadium 4:00 p.m.

OPPONENTS

ALL-TIME REGULAR-SEASON STATS

Category	San Jose Earthquakes				FC Dallas			
	1	2	OT	Tot.	1	2	OT	Tot.
Goals	51	35	0	86	27	37	0	57
Shots	306	343	0	649	304	382	0	686
Shots on Goal	142	159	0	301	124	158	0	282
Fouls	359	378	0	737	372	391	0	763
Offsides	57	49	0	106	81	66	0	147
Corner Kicks	116	156	0	272	165	149	0	314

MEDIA INFO

STADIUM INFORMATION

FC Dallas Stadium
 9200 World Cup Way
 Frisco, CA 75033
 Opened: August 6, 2005
 MLS Capacity: 20,500
 Press Box Phone: 210.259.7865
 Surface: Bermuda Grass (74x117)
 Largest Soccer Attendance: 22,565

PRACTICE FACILITY

adidas Field
 9200 World Cup Way
 Frisco, TX 75033



HOUSTON DYNAMO

1001 Avenida de las Americas, Suite 200 • Houston, TX 77010
 Tel: 713.276.7500 • Fax: 713.276.7580 • www.houstondynamo.com



THE CLUB

2014 REVIEW

CLUB HISTORY

OPPONENTS

MEDIA INFO

CHIEF CLUB OFFICIALS

Investor/Operators AEG, Brener International Group, Golden Boy Promotions
President, Business Operations Chris Canetti
Senior Vice President Steven Powell
Senior VP, Business Development David Tagliarino
General Manager/Vice President Matt Jordan

TEAM INFORMATION

Head Coach Owen Coyle
Assistant Coach Wade Barrett
Assistant Coach Sandy Stewart
Goalkeeper Coach Paul Rogers
Sports Performance Director/Fitness Paul Caffrey
Asst. GM/Director, Soccer Operations Nick Kowba
Equipment Manager Justin Andrews

Conference Western
2014 Record 11-17-6
2014 Playoffs Did Not Qualify
2014 Home Record 8-5-4
2014 Road Record 3-12-2

TEAM MEDICAL INFORMATION

Head Athletic Trainer Theron Enns
Assistant Athletic Trainer Rory Blevins
Head Team Physician Dr. Timothy C. Sitter
Primary Care Physician Dr. David A. Braunreiter

VISITING TEAM HOTEL

Hyatt Regency Downtown
 1200 Louisiana St.
 Houston, TX 77002
 Phone: 713.654.1234

P.R DIRECTORY

Sr. Director, Comms. & Broadcasting: Lester Gretsch
 Office: 713.276.7522
 Cell: 832.633.0632
 E-mail: lgrets@houstondynamo.com
Communications Manager: Matt Pedersen
 Office: 713.276.7520
 Cell: 832.794.8673
 E-mail: mpedersen@houstondynamo.com
Digital Communications Coordinator: Ben Crook
 Office: 713.276.7588
 Cell: 516.965.4664
 E-mail: bcrook@houstondynamo.com

2015 SCHEDULE VS. HOUSTON DYNAMO

Tues., May 5	BBVA Compass Stadium	5:30 p.m.
Fri., July 10	Avaya Stadium	8:00 p.m.
Sat., Aug 8	BBVA Compass Stadium	6:00 p.m.

ALL-TIME REGULAR-SEASON STATS

Category	San Jose Earthquakes				Houston Dynamo			
	1	2	OT	Tot.	1	2	OT	Tot.
Goals	6	10	0	16	10	6	0	16
Shots	59	74	0	133	83	80	0	163
Shots on Goal	21	29	0	50	33	31	0	64
Fouls	54	68	0	122	52	80	0	132
Offsides	10	16	0	26	14	17	0	31
Corner Kicks	24	27	0	51	38	37	0	75

STADIUM INFORMATION

BBVA Compass Stadium
 2200 Texas Avenue
 Houston, TX 77003
 Opened: 2012
 MLS Capacity: 22,000
 Press Box Phone: TBD
 Surface: Grass (70x115)
 Largest Attendance (MLS): N/A

PRACTICE FACILITY

Houston Amateur Sports Park
 12131 Kirby Dr.
 Houston, TX 77045



(G. LYON PHOTOGRAPHY, INC.)

LA GALAXY

18400 Avalon Blvd., Suite 200 • Carson, CA 90746
 Tel: 310.630.2200 • Fax: 310.630.2250 • www.lagalaxy.com



THE CLUB

2014 REVIEW

CLUB HISTORY

OPPONENTS

MEDIA INFO

CHIEF CLUB OFFICIALS

Investor/Operator AEG
 AEG Sports COO Kelly Cheeseman
 President Chris Klein

TEAM INFORMATION

General Manager & Head Coach Bruce Arena
 Associate Head Coach Dave Sarachan
 Asst. Coach & Galaxy II Head Coach Curt Onalfo
 Assistant Coach Kenny Arena
 Assistant Coach Pat Noonan
 Goalkeeper Coach Matt Reis
 Strength and Conditioning Coach Daniel Guzman
 Technical Director Jovan Kirovski
 Strength & Conditioning Coach Ben Yauss
 Director of Soccer Operations David Kammarman
 Equipment Manager Raul Vargas
 Equipment Coordinator Rafael Verdin
 Team Administrator Zack Murshedi
 Director of Sports Science Ivan Pierra
 Manager of Sports Science Alex Savva

Conference Western
 2014 Record 17-7-10
 2014 Playoffs MLS Cup Champion
 2014 Home Record 12-1-4
 2014 Road Record 5-6-6

TEAM MEDICAL INFORMATION

Head Athletic Trainer Armando Rivas
 Assistant Athletic Trainer Kurt Andrews
 Team Doctor Dr. Bert Mandelbaum
 Team Doctor Dr. Byron Patterson
 Chiropractor and Scar Tissue Specialist Shunta Shimizu
 Medical Provider Santa Monica Orthopaedic Group

ALL-TIME REGULAR-SEASON STATS

Category	San Jose Earthquakes				LA Galaxy			
	1	2	OT	Tot.	1	2	OT	Tot.
Goals	33	42	0	75	37	52	0	89
Shots	315	364	7	686	349	388	7	744
Shots on Goal	145	147	3	295	145	178	1	324
Fouls	428	431	8	867	407	421	12	840
Offsides	94	86	1	181	63	78	2	143
Corner Kicks	138	137	2	277	151	150	2	303

STADIUM INFORMATION

StubHub Center
 18400 Avalon Blvd.
 Carson, CA 90746
 Opened: June 1, 2003
 MLS Capacity: 27,000
 Press Box Phone: 310.630.2288
 Surface: Grass (75x120)
 Largest Attendance (MLS): 30,281

PRACTICE FACILITY

The Home Depot Center
 18400 Avalon Blvd.
 Carson, CA 90746

VISITING TEAM HOTEL

Torrance Marriott South Bay
 3635 Fashion Way
 Torrance, CA 90503
 Phone: 310.316.3636

P.R. DIRECTORY

Sr. Director of Comm. & Digital: Brendan Hannan
 Office: 310.630.2245
 Cell: 720.937.8962
 E-mail: bhannan@lagalaxy.com
Communications Manager: Chris Glidden
 Office: 310.630.4623
 Cell: 561.459.0025
 E-mail: cglidden@lagalaxy.com
Communications Specialist: Vicky Mercado
 Office: 310.630.2215
 Cell: 760.927.5141
 E-mail: vmercado@lagalaxy.com

2015 SCHEDULE VS. GALAXY

Sat., June 27	Stanford Stadium	7:30 p.m.
Fri., July 17	StubHub Center	8:00 p.m.
Fri., Aug. 28	Avaya Stadium	8:00 p.m.



PORTLAND TIMBERS



1844 SW Morrison • Portland, OR 97205

Tel: 503.553.5400 • Fax: 503.553.5405 • www.portlandtimbers.com

CHIEF CLUB OFFICIALS

Chief Executive Officer Merritt Paulson
 Chief Operating Officer Mike Golub
 General Manager Gavin Wilkinson

TEAM INFORMATION

Head Coach Caleb Porter
 Assistant Coach Sean McAuley
 Assistant Coach Cameron Knowles
 Assistant Coach Jay Vidovich
 Goalkeeper Coach Mike Toshack
 Assistant General Manager Nick Mansueto
 Team Administrator Sam Younie
 Manager, Soccer Operations Sarah Aschwald
 Equipment Manager Sam Younie
 Assistant Equipment Manager Juamaine Venter
 Player Relations Manager Pablo Moreira

Conference Western
 2014 Record 12-9-13
 2014 Playoffs Did Not Qualify
 2014 Home Record 5-3-9
 2014 Road Record 7-6-4

TEAM MEDICAL INFORMATION

Director, Sports Medicine/Head Athletic Trainer Nik Wald
 Director, Sports Science Nick Milonas
 Assistant Athletic Trainer Alex Margarito
 Assistant Athletic Trainer Taichi Kitagawa
 Orthopedic Surgeon Dr. Richard Edelson
 Orthopedic Surgeon Dr. Jonathan E. Greenleaf
 Orthopedic Surgeon Dr. Kevin J. Murphy

ALL-TIME REGULAR-SEASON STATS

Category	San Jose Earthquakes				Portland Timbers			
	1	2	OT	Tot.	1	2	OT	Tot.
Goals	2	11	0	13	5	13	0	18
Shots	61	84	0	145	72	102	0	174
Shots on Goal	18	29	0	47	25	33	0	58
Fouls	62	81	0	143	60	60	0	120
Offside	7	10	0	17	10	7	0	17
Corner Kicks	20	24	0	44	29	30	0	59

STADIUM INFORMATION

Providence Park
 1844 SW Morrison
 Portland, OR 97205
 Opened: 1926
 MLS Capacity: 20,438
 Press Box Phone: 503.553.5503
 Surface: FieldTurf Duraspine PRO (70x110)
 Largest Attendance (MLS): 18,627

PRACTICE FACILITY

adidas Timbers Training Center
 Beaverton, OR 97205



VISITING TEAM HOTEL

The Nines
 525 SW Morrison
 Portland, OR 97204
 Phone: 877.229.9995

P.R. DIRECTORY

VP, Communications: Chris Metz
 Office: 503.553.5433
 Cell: 503.358.3608
 E-mail: cmetz@timbers.com
Manager, Media Relations: Mark Nelson
 Office: 503.553.5529
 Cell: 602.478.0732
 E-mail: mnelson@timbers.com
Coordinator, Media Relations: Katie Simons
 Office: 503.553.5539
 Cell: 720.207.8167
 E-mail: ksimons@timbers.com

2015 SCHEDULE VS. TIMBERS

Sun., July 5 Providence Park 2:00 p.m.
 Sun., Aug. 2 Avaya Stadium 6:00 p.m.

THE CLUB

2014 REVIEW

CLUB HISTORY

OPPONENTS

MEDIA INFO

REAL SALT LAKE

9256 State Street • Sandy, UT 84070

Tel: 801.727.2701 • Fax: 801.727.1459 • www.realsaltlake.com



THE CLUB

2014 REVIEW

CLUB HISTORY

OPPONENTS

MEDIA INFO

CHIEF CLUB OFFICIALS

Owner Dell Loy Hansen
President Bill Manning
Technical Director Craig Waibel

TEAM INFORMATION

Head Coach Jeff Cassar
Assistant Coach Andy Williams
Assistant Coach Ted Eck
Goalkeeper Coach Daryl Shore
Assistant General Manager Elliot Fall
Team Administrator Salvador Perez
Equipment Manager Kevin Harter

Conference Western
2014 Record 15-8-11
2014 Playoffs Western Conference Semifinals
2014 Home Record 11-1-5
2014 Road Record 4-7-6

TEAM MEDICAL INFORMATION

Head Athletic Trainer Tyson Pace
Sports Science & Performance Director .. Dan Barlow
Team Physician Dr. Andrew Cooper

VISITING TEAM HOTEL

Sheraton Salt Lake City
 150 West 500 South
 Salt Lake City, UT 84101
 Phone: 801.401.2000

P.R. DIRECTORY

VP, Broadcasting & Comm.: Trey Fitz-Gerald
 Office: 801.727.2717
 Cell: 801.856.8877
 E-mail: tfitz@realsaltlake.com
Director, Media Services: Matt Gaschk
 Office: 801.727.2848
 Cell: 253.250.3239
 E-mail: mgaschk@realsaltlake.com

2015 SCHEDULE VS. REAL SALT LAKE

Sun., April 5	Avaya Stadium	2:00 p.m.
Fri., May 1	Rio Tinto Stadium	7:00 p.m.
Sat., Sep. 27	Avaya Stadium	4:00 p.m.

ALL-TIME REGULAR-SEASON STATS


Category	San Jose Earthquakes				Real Salt Lake			
	1	2	OT	Tot.	1	2	OT	Tot.
Goals	14	16	0	30	15	19	0	34
Shots	126	145	0	271	149	157	0	306
Shots on Goal	53	65	0	117	62	63	0	125
Fouls	135	140	0	275	142	145	0	287
Offsides	24	28	0	52	26	19	0	45
Corner Kicks	44	6	0	110	50	58	0	108

STADIUM INFORMATION

Rio Tinto Stadium
 9256 State Street
 Sandy, UT 84070
 Opened: 2008
 MLS Capacity: 20,213
 Press Box Phone: 801.727.2777
 Surface: Grass (75x120)
 Largest Attendance (MLS): 20,762

PRACTICE FACILITY

America First Field
 76 West Segoe Lily Drive
 Sandy, UT 84070



SEATTLE SOUNDERS FC



12 Seahawks Way • Renton, WA 98056

Tel: 425.203.8000 • Fax: 425.203.8340 • www.soundersfc.com

CHIEF CLUB OFFICIALS

Ownership Joe Roth, Paul G. Allen, Drew Carey
Co-Owner/Founder Adrian Hanauer
General Manager and President Garth Lagerwey

TEAM INFORMATION

Head Coach Sigi Schmid
Assistant Coach Brian Schmetzer
Assistant Coach Ante Razov
Goalkeeper Coach Tom Dutra
Performance Manager Dave Tenney
Assistant Coach/Scout Kurt Schmid
Equipment Manager Nolan Myer

Conference Western
2014 Record 20-10-4
2014 Playoffs ... Western Conference Championship
2014 Home Record 12-4-1
2014 Road Record 8-6-3

TEAM MEDICAL INFORMATION

Head Athletic Trainer Chris Cornish
Assistant Athletic Trainer Paul Lombardo
Assistant Athletic Trainer Aung Aye
Chief Medical Director Dr. Michael Morris

VISITING TEAM HOTEL

The Hyatt at Olive 8
 1635 8th Ave.
 Seattle, WA 98101
 Phone: 206.695.1234

P.R. DIRECTORY

Senior Director of Communications: Alex Caufield
 Office: 206.512.1225
 Cell: 216.978.7212
 E-mail: alexc@ssoundersfc.com
Communications Coordinator: Matt Winter
 Office: 206.512.1215
 Cell: 206.639.4610
 E-mail: mattw@soundersfc.com

2015 SCHEDULE VS. SOUNDERS FC

Sat., March 14	CenturyLink Field	7:00 p.m.
Sat., June 20	CenturyLink Field	4:00 p.m.
Sat., Sep. 12	Avaya Stadium	7:30 p.m.

ALL-TIME REGULAR-SEASON STATS

Category	San Jose Earthquakes				Seattle Sounders FC			
	1	2	OT	Tot.	1	2	OT	Tot.
Goals	9	9	0	18	9	8	0	17
Shots	95	96	0	191	92	128	0	220
Shots on Goal	35	35	0	70	30	39	0	69
Fouls	87	97	0	184	97	99	0	196
Offsides	15	19	0	34	10	20	0	30
Corner Kicks	35	30	0	65	50	60	0	110

STADIUM INFORMATION

Xbox Pitch at CenturyLink Field
 800 Occidental Ave. S.
 Seattle, WA 98134
 Opened: July 28, 2002
 MLS Capacity: 38,500
 Press Box Phone: 206.381.7237
 Surface: FieldTurf Revolution (73x117)
 Largest Attendance (MLS): 46,011

PRACTICE FACILITY

Starfire Sports Complex
 14800 Starfire Way
 Seattle, WA 98188
 206.431.3232



SPORTING KANSAS CITY

210 West 19th Terrace • Kansas City, MO 64108
 Tel: 913.387.3400 • Fax: 913.387.3401 • www.sportingkc.com



THE CLUB

2014 REVIEW

CLUB HISTORY

OPPONENTS

MEDIA INFO

CHIEF CLUB OFFICIALS

Owners Neal Patterson
 Cliff Illig, Robb Heineman
 Greg Maday, Pat Curran

TEAM INFORMATION

Manager/Technical Director Peter Vermes
Assistant Coach Kerry Zavagnin
Assistant Coach Zoran Savic
Goalkeeper Coach John Pascarella
Fitness Coach Mateus Manoel
Team Administrator Rick Dressel
Assistant Team Administrator Jon Farrell
Head Equipment Manager Mike Flaherty
Assistant Equipment Manager Andy Garay
Performance Analyst Ashley Wallace

Conference Western
2014 Record 14-13-7
2014 Playoffs Knockout Round
2014 Home Record 6-5-6
2014 Road Record 8-8-1

TEAM MEDICAL INFORMATION

Head Athletic Trainer Kenny Ishii
Athletic Trainer Jacob Brownback
Massage Therapist Brian Ubert

VISITING TEAM HOTEL

Kansas City Marriott Downtown
 200 West 12th Street
 Kansas City, MO 64105
 Phone: 816.421.6800

P.R. DIRECTORY

Exec. VP, Communications/Digital: Rob Thomson
 Office: 913.387.3405
 Cell: 913.226.6024
 E-mail: rthomson@sportingkc.com
Manager Communications/Digital: Kurt Austin
 Office: 913.951.3554
 Cell: 816.516.0577
 E-mail: kaustin@sportingkc.com
Manager, Communications/Digital: Jon Kaplan
 Office: 816.949.1197
 Cell: 516.965.4664
 E-mail: jkaplan@sportingkc.com

2015 SCHEDULE VS. SPORTING KANSAS CITY

Wed., Aug. 19 Sporting Park 5:30 p.m.
 Fri., Oct. 16 Avaya Stadium 8:00 p.m.

ALL-TIME REGULAR-SEASON STATS

Category	San Jose Earthquakes				Sporting Kansas City			
	1	2	OT	Tot.	1	2	OT	Tot.
Goals	24	34	0	58	26	33	0	59
Shots	285	304	0	599	299	336	0	642
Shots on Goal	120	125	0	249	131	148	0	282
Fouls	384	357	0	746	329	330	0	663
Offside	76	58	0	135	73	73	0	146
Corner Kicks	118	135	0	256	125	130	0	256

STADIUM INFORMATION

Sporting Park
 One Sporting Way
 Kansas City, KS 66111
 Opened: 2011
 MLS Capacity: 18,467
 Press Box Phone: 913.912.7675
 Surface: Grass (75x120)
 Largest Attendance (MLS): 20,839

PRACTICE FACILITY

Swope Park Training Center
 6310 Lewis Road
 Kansas City, MO 64130



VANCOUVER WHITECAPS FC

Suite 550 - 375 Water Street • Vancouver, BC V6B 5C6
 Tel: 604.669.9283 • Fax: 604.684.5173 • www.whitecapsfc.com



THE CLUB

2014 REVIEW

CLUB HISTORY

OPPONENTS

MEDIA INFO

CHIEF CLUB OFFICIALS

Owners Greg Kerfoot, Steve Luczo
 Jeff Mallett, Steve Nash
President Bob Lenarduzzi

TEAM INFORMATION

Head Coach Carl Robinson
Assistant Coach Paul Ritchie
Asst. Coach & Scouting Coord. Jake DeClute
Goalkeeper Coach Marius Rovde
Head Equipment Manager Ed Georgica
Assistant Equipment Manager Andrew Lichtenfels
Team Administrator Steve Bridge

Conference Western
2014 Record 12-8-14
2014 Playoffs Knockout Round
2014 Home Record 9-3-5
2014 Road Record 3-5-9

TEAM MEDICAL INFORMATION

Head of Sports Science & Medicine .. Rick Celebrini
Head Athletic Trainer Jake Joachim
Physiotherapist Graeme Poole
Team Physician Dr. Jim Bovard
Team Physician Dr. Bob McCormack

VISITING TEAM HOTEL

Hyatt Regency Vancouver
 655 Burrard Street
 Vancouver, BC V6C 2R7; Phone: 604.683.1234

P.R. DIRECTORY

Dir., Communications & Broadcast: Carly Jokic
 Office: 604.669.9283 x2260
 Cell: 604.753.8915
 E-mail: cjokic@whitecapsfc.com
Sr. Mgr., Media Relations: Nathan Vanstone
 Office: 604.629.2251
 Cell: 778.228.7177
 E-mail: nvanstone@whitecapsfc.com
Manager, Communications: Jenna Visram
 Office: 604.669.9283 x2260
 Cell: 604.355.9283
 E-mail: jvisram@whitecapsfc.com
Specialist, Communications: Brandon Timko
 Office: 604.669.9283 x2292
 Cell: 604.355.1245
 E-mail: btimko@whitecapsfc.com

2015 SCHEDULE VS. WHITECAPS FC

Sat., April 11	Avaya Stadium	2:00 p.m.
Sun., July 26	BC Place	4:00 p.m.
Sat., Oct. 3	Avaya Stadium	7:30 p.m.

ALL-TIME REGULAR-SEASON STATS


Category	San Jose Earthquakes				Vancouver Whitecaps FC			
	1	2	OT	Tot.	1	2	OT	Tot.
Goals	6	5	0	11	7	9	0	16
Shots	62	88	0	150	57	81	0	138
Shots on Goal	21	23	0	44	19	29	0	48
Fouls	70	72	0	142	60	85	0	145
Offside	9	13	0	22	14	10	0	24
Corner Kicks	22	24	0	46	19	29	0	48

STADIUM INFORMATION

BC Place Stadium
 777 Pacific Boulevard
 Vancouver, BC V6B 4Y8
 Opened: 1981
 MLS Capacity: 21,000
 Press Box Phone: TBA
 Surface: Polytan Ligaturf 240 RS+ (75x117)
 Largest Soccer Attendance: 60,342

PRACTICE FACILITY

Burnaby Lake Sports Complex West
 3677 Kensington Avenue
 Burnaby, BC V5B 4A5



CHICAGO FIRE



7000 South Harlem Ave. • Bridgeview, IL 60455
Tel: 708.594.7200 • Fax: 708.496.6050 • www.chicago-fire.com

THE CLUB

2014 REVIEW

CLUB HISTORY

OPPONENTS

MEDIA INFO

CHIEF CLUB OFFICIALS

Investor/Operator Andrew Hauptman / Andell, Inc.
Chief Operating Officer Atul Khosla

TEAM INFORMATION

Head Coach Frank Yallop
Assistant Coach Clint Mathis
Assistant Coach Marc Bircham
Goalkeeper Coach Aron Hyde
Strength & Conditioning Coach Adrian Lamb
Technical Director Brian Bliss
Director of Team Operations Ron Stern
Dir. of Soccer & Team Development ... Paul Cadwell
Head Equipment Manager Charles Raycroft
Assistant Equipment Manager Allan Araujo

Conference Eastern
2014 Record 6-10-18
2014 Playoffs Did Not Qualify
2014 Home Record 4-2-11
2014 Road Record 2-8-7

TEAM MEDICAL INFORMATION

Assistant Athletic Trainer Steve Bagus
Team Medical Director Dr. Gilberto Muñoz

VISITING TEAM HOTEL

Swissotel Chicago
 323 East Wacker Drive
 Chicago, IL 60601
 Phone: 312.565.0565

P.R. DIRECTORY

Vice President, Communications: Doug Hicks
 Office: 708.496.6724
 E-mail: dhicks@chicago-fire.com
Director of Communications: Frank Stranzl
 Office: 708.496.6795
 Cell: 707.696.1931
 E-mail: fstranzl@chicago-fire.com
Communications Coordinator: Eunice Kim
 Office: 708.496.6726
 Cell: 770.634.7636
 E-mail: ekim@chicago-fire.com

2015 SCHEDULE VS. FIRE

Sun., March 22 Avaya Stadium 4:00 p.m.

ALL-TIME REGULAR-SEASON STATS

Category	San Jose Earthquakes				Chicago Fire			
	1	2	OT	Tot.	1	2	OT	Tot.
Goals	11	29	0	40	20	28	0	48
Shots	185	216	10	411	197	232	7	436
Shots on Goal	81	102	0	183	84	101	2	187
Fouls	244	255	9	508	198	219	9	426
Offsides	33	41	1	75	45	39	2	86
Corner Kicks	82	87	2	171	93	91	2	186

STADIUM INFORMATION

Toyota Park
 7000 South Harlem Ave.
 Bridgeview, IL 60455
 Opened: 2006
 MLS Capacity: 20,000
 Press Box Phone: 708.496.6891
 Surface: Grass (75x120)
 Largest Attendance (MLS): 21,868

PRACTICE FACILITY

Toyota Park
 7000 South Harlem Ave.
 Bridgeview, IL 60455



COLUMBUS CREW

One Black & Gold Blvd. • Columbus, OH 43211
 Tel: 614.447.2739 • Fax: 614.447.4109 • www.thecrew.com



THE CLUB

2014 REVIEW

CLUB HISTORY

OPPONENTS

MEDIA INFO

CHIEF CLUB OFFICIALS

Investor/Operator Anthony Precourt
President Andy Loughnane

TEAM INFORMATION

Head Coach Gregg Berhalter
Director of Soccer Ops Asher Mendolsohn
Assistant Coach Sixten Bostrom
Assistant Coach Pat Onstad
Assistant Coach Josh Wolff
Strength & Conditioning Coach Brook Hamilton
Director, Team Operations Tucker Walther
Equipment Manager John Velasco

Conference Eastern
2014 Record 14-10-10
2014 Playoffs Eastern Conference Semifinals
2014 Home Record 9-4-4
2014 Road Record 5-6-6

TEAM MEDICAL INFORMATION

Head Athletic Trainer Craig Devine
Assistant Athletic Trainer Jon MacGregor
Team Doctor: Pete Edwards, M.D.
 Scott Johnson, M.D.
 Dr. Thomas Corbin

VISITING TEAM HOTEL

Sheraton Columbus Hotel at Capitol Square
 East State Street
 Columbus, OH 43215
 614.365.4500

P.R. DIRECTORY

Director of Communications: Tim Miller
 Office: 614.447.4176
 Cell: 847.828.2003
 E-mail: tmiller@thecrew.com
Manager, Communications: Ryan Schwepfinger
 Office: 614.447.4203
 Cell: 610.751.7067
 E-mail: rschwepfinger@thecrew.com

2015 SCHEDULE VS. CREW

Sat., May 16 Avaya Stadium 7:30 p.m.

ALL-TIME REGULAR-SEASON STATS

Category	San Jose Earthquakes				Columbus Crew			
	1	2	OT	Tot.	1	2	OT	Tot.
Goals	23	31	1	55	23	39	1	63
Shots	254	265	1	520	224	261	5	490
Shots on Goal	96	120	0	216	87	115	2	204
Fouls	291	251	5	547	251	275	3	529
Offsides	50	45	0	95	41	56	0	97
Corner Kicks	126	110	1	237	112	103	1	216

STADIUM INFORMATION

MAPFRE Stadium
 One Black & Gold Blvd.
 Columbus, OH 43211
 Opened: 1999
 MLS Capacity: 20,145
 Press Box Phone: 614.447.4289
 Surface: Grass (75x115)
 Largest Attendance (MLS): 24,741

PRACTICE FACILITY

Crew Training Center at Obetz
 4153 Alum Creek Dr.
 Obetz, OH 43207



D.C. UNITED



2400 East Capitol Street SE • Washington, DC 20003
Tel: 202.587.5000 • Fax: 202.587.5400 • www.dcunited.com

THE CLUB

2014 REVIEW

CLUB HISTORY

OPPONENTS

MEDIA INFO

CHIEF CLUB OFFICIALS

General Partner William H.C. Chang
Managing Partner Erick Thohir
Managing Partner Jason Levien
Chief Financial Officer Tom Hunt
Chief Revenue Officer Mike Schoenbrun
General Manager Dave Kasper

TEAM INFORMATION

Head Coach Ben Olsen
Assistant Coach Chad Ashton
Assistant Coach Amos Magee
Goalkeeper Coach Zach Thornton
Team Administrator Francisco Tobar
Equipment Manager David Brauzer
Assistant Equipment Manager Dan Deming

Conference Eastern
2014 Record 17-9-8
2014 Playoffs Did Not Qualify
2014 Home Record 11-2-4
2014 Road Record 6-7-4

TEAM MEDICAL INFORMATION

Head Athletic Trainer Brian Goodstein
Assistant Athletic Trainer Kyle Sherry
Head Team Physician Dr. Ken Fine
Physical Therapist Gabriel Manoel

VISITING TEAM HOTEL

Renaissance Washington
 1143 New Hampshire Avenue NW
 Washington, DC 20037
 Phone: 202.775.0800

P.R. DIRECTORY

Director of Communications: Craig Stouffer
 Office: 202.587.5425
 Cell: 240.426.2829
 E-mail: cstouffer@dcunited.com
Manager of Communications: T.J. Scholl
 Office: 202.587.5429
 Cell: 910.389.1607
 E-mail: tscholl@dcunited.com

2015 SCHEDULE VS. D.C. UNITED

Sat., Aug. 22 RFK Stadium 4:00 p.m.

ALL-TIME REGULAR-SEASON STATS

Category	San Jose Earthquakes				D.C. United			
	1	2	OT	Tot.	1	2	OT	Tot.
Goals	23	31	0	54	30	28	0	58
Shots	180	230	6	416	223	213	1	437
Shots on Goal	82	106	4	192	105	94	0	199
Fouls	234	246	5	485	230	234	6	470
Offsides	65	64	1	130	43	50	0	93
Corner Kicks	77	81	2	160	92	97	0	189

STADIUM INFORMATION

RFK Stadium
 2400 East Capitol Street SE
 Washington, DC 20003
 Opened: 1971
 MLS Capacity: 19,647
 Press Box Phone: 202.547.0927
 Surface: Grass (72x110)
 Largest Soccer Attendance: 57,431

PRACTICE FACILITY

RFK Stadium Training Fields
 2400 East Capitol Street SE
 Washington, DC 20003



MONTREAL IMPACT

4750 Sherbrooke East Street • Montreal, QC H1V 3S8
 Tel: 514.328.3668 • Fax: 514.328.1287 • impactmontreal.com/en



THE CLUB

2014 REVIEW

CLUB HISTORY

OPPONENTS

MEDIA INFO

CHIEF CLUB OFFICIALS

Owners Saputo Family
President Joey Saputo
Chief Revenue Officer Marc Bourassa
Chief Strategic Officer Andre Cote
Chief Marketing Officer Hugues Leger
Chief Financial Officer Sylvie Desrochers

TEAM INFORMATION

Head Coach Frank Klopas
Assistant Coach Mauro Biello
Assistant Coach Enzo Concina
Goalkeeper Coach Youssef Dahha
Fitness Coach Paolo Pacione
Performance Analyst Vassili Cremanzidis
Technical Director Adam Braz
Technical Consultant Alessandro Nesta
Manager, Team Operations Daniel Pozzi
Team Coordinator Franco Subrani
Equipment Manager Aldo Ricciuti
Assistant Equipment Manager Eduardo Ceza

Conference Eastern
2014 Record 6-18-10
2014 Playoffs Did Not Qualify
2014 Home Record 6-6-5
2014 Road Record 0-12-5

TEAM MEDICAL INFORMATION

Head Physician Dr. Scott Delaney
Team Physician Dr. Sanjeet Singh Saluja
Team Physician Dr. Robert Drummond

ALL-TIME REGULAR-SEASON STATS

Category	San Jose Earthquakes				Impact			
	1	2	OT	Tot.	1	2	OT	Tot.
Goals	1	2	0	3	2	5	0	7
Shots	19	17	0	36	21	21	0	42
Shots on Goal	6	3	0	9	7	11	0	18
Fouls	14	12	0	26	18	16	0	34
Offsides	6	3	0	9	4	3	0	7
Corner Kicks	12	7	0	19	8	4	0	12

STADIUM INFORMATION

Stade Saputo
 4750 Sherbrooke East Street
 Montreal, QC, Canada H1V 3S8
 Opened: May 19, 2008
 MLS Capacity: 20,341
 Press Box Phone: TBD
 Surface: Grass (77x120)
 Largest Attendance (MLS): N/A

PRACTICE FACILITY

Complexe sportif Claude-Robillard
 1000, Emile-Journault Street
 Montreal, QC, Canada H2M 2E7



VISITING TEAM HOTEL

Le Centre Sheraton Montreal Hotel
 1201, Rene-Levesque West
 Montreal, QC, Canada H3B 2L7
 Phone: 514.878.2000

P.R. DIRECTORY

Director of Communications: Patrick Vallée
 Office: 514.328.3668 Ext. 227
 Cell: 514.919.0539
 E-mail: patrick.vallee@impactmontreal.com
Manager, Media Relations: Eric Forest
 Office: 514.328.3668 Ext. 267
 Cell: 514.799.2817
 E-mail: eric.forest@impactmontreal.com
Communications, English Editor: Joey Strizzi
 Office: 514.328.3668 Ext. 428
 Cell: 514.258.0256
 E-mail: joey.strizzi@impactmontreal.com

2015 SCHEDULE VS. IMPACT

Mon., April 20 Avaya Stadium 7:30 p.m.

NEW ENGLAND REVOLUTION

One Patriot Place • Foxborough, MA 02035

Tel: 877.438.7387 • Fax: 508.384.9129 • www.revolutionsoccer.net



THE CLUB

2014 REVIEW

CLUB HISTORY

OPPONENTS

MEDIA INFO

CHIEF CLUB OFFICIALS

Investor/Operators Robert K. Kraft
 Jonathan A. Kraft
President Brian Bilello
General Manager Michael Burns

TEAM INFORMATION

Head Coach Jay Heaps
Assistant Coach Tom Soehn
Assistant Coach Jay Miller
Goalkeeper Coach Remi Roy
Strength & Conditioning Coach Nick Downing
Soccer Operations Manager Jason Gove
Soccer Operations Coordinator Tyler Fletcher
Equipment Manager Scott Emmens
Analyst Tim Crawford

Conference Eastern
2014 Record 17-13-4
2014 Playoffs MLS Cup Final
2014 Home Record 11-4-2
2014 Road Record 6-9-2

TEAM MEDICAL INFORMATION

Head Athletic Trainer Evan Allen
Assistant Athletic Trainer Phil Madore
Head Team Physician Scott Martin, M.D.
Team Orthopedist Luke Oh, M.D.
Head Internist Stuart Klein, M.D.
Massage Therapist Glenn O'Connor

VISITING TEAM HOTEL

Renaissance Hotel & Spa at Patriot Place
 28 Patriot Place
 Foxborough, MA 02035
 Phone: 508.543.5500

P.R. DIRECTORY

Director of Communications: Rachael Dane Neff
 Office: 508.549.0946
 Cell: 508.954.7385
 E-mail: rachaeln@revolutionsoccer.net
Communications Manager: Justin Pearson
 Office: 508.549.0468
 Cell: 508.455.7551
 E-mail: justinp@revolutionsoccer.net
Communications Associate: Patrik Bergabo
 Office: 508.549.0512
 Cell: 508.404.0248
 E-mail: patrikb@revolutionsoccer.net
Communications Associate: John Machado
 Office: 508.549.0533
 Cell: 508.404.5419
 E-mail: johnm@revolutionsoccer.net

2015 SCHEDULE VS. REVOLUTION

Sat., March 28 Gillette Stadium 12:00 p.m.

ALL-TIME REGULAR-SEASON STATS

Category	San Jose Earthquakes				New England Revolution			
	1	2	OT	Tot.	1	2	OT	Tot.
Goals	22	45	0	67	19	29	0	48
Shots	204	232	2	438	241	256	2	499
Shots on Goal	96	122	0	218	99	109	1	209
Fouls	284	279	2	565	289	271	5	565
Offsides	66	70	2	138	58	51	2	111
Corner Kicks	92	104	0	196	106	102	2	210

STADIUM INFORMATION

Gillette Stadium
 One Patriot Place
 Foxborough, MA 02035
 Opened: May 11, 2002
 MLS Capacity: 20,000
 Press Box Phone: 508.384.1960
 Surface: FieldTurf Duraspine PRO (75x106)
 Largest Soccer Attendance: 67,584

PRACTICE FACILITY

Gillette Stadium Practice Fields
 One Patriot Place
 Foxborough, MA 02035



NEW YORK CITY FC



600 Third Ave., 30th Floor • New York, NY 10016
 Tel: 212.738.5900 • Fax: 212.738.5901 • nycfc.com

THE CLUB

2014 REVIEW

CLUB HISTORY

OPPONENTS

MEDIA INFO

CHIEF CLUB OFFICIALS

President Tom Glick
Chief Business Officer Tim Perneti
Owners City Football Group/
 Yankee Global Enterprises

VISITING TEAM HOTEL

Grand Hyatt New York
 109 East 42nd Street
 New York, NY, 10017
 Phone: 212.883.1234

TEAM INFORMATION

Head Coach Jason Kreis
Assistant Coach CJ Brown
Assistant Coach Miles Joseph
Assistant Coach Robert Vartughian
Physical Performance Coach Aidan Byrne
Physical Training Coach Oscar Pitillas Torra
Sporting Director Claudio Reyna
Equipment Manager Daniel Laroche
Equipment Coordinator Rodrigo Ayala
Director, Team Operations Sam Pugsley

P.R. DIRECTORY

VP, Communications: Marty Von Wuthenau
 Office: 212.738.5900
 E-mail: martin.vonwuthenau@nycfc.com

2015 SCHEDULE VS. NYCFC

Sat., Sep. 19 Yankee Stadium 4:00 p.m.

Conference Eastern
2014 Record N/A
2014 Playoffs N/A
2014 Home Record N/A
2014 Road Record N/A

TEAM MEDICAL INFORMATION

Head Trainer Kevin Christen
Assistant Athletic Trainer: Pascual Guerrero
Director, Performance Medicine Andy Barr

ALL-TIME REGULAR-SEASON STATS

Category	San Jose Earthquakes				NYCFC			
	1	2	OT	Tot.	1	2	OT	Tot.
Goals	0	0	0	0	0	0	0	0
Shots	0	0	0	0	0	0	0	0
Shots on Goal	0	0	0	0	0	0	0	0
Fouls	0	0	0	0	0	0	0	0
Offsides	0	0	0	0	0	0	0	0
Corner Kicks	0	0	0	0	0	0	0	0

STADIUM INFORMATION

Yankee Stadium
 One E 161st St.
 Bronx, NY 10451
 Opened: 2009
 MLS Capacity: 33,444
 Press Box Phone: TBA
 Surface: Grass (70x110)
 Largest Soccer Attendance: N/A

PRACTICE FACILITY

SUNY Purchase
 735 Anderson Hill Rd.
 Purchase, NY 10577



NEW YORK RED BULLS

600 Cape May Street • Harrison, NJ 07029
 Tel: 973.268.8420 • Fax: 973.482.9340 • www.newyorkredbulls.com



THE CLUB

2014 REVIEW

CLUB HISTORY

OPPONENTS

MEDIA INFO

CHIEF CLUB OFFICIALS

Investor/Operator Red Bull GmbH
Sporting Director Ali Curtis
Chief Financial Officer Luis Miguel Garcia
General Manager Marc de Grandpre

TEAM INFORMATION

Head Coach Jesse Marsch
Assistant Coach Denis Hamlett
Goalkeeper Coach Rafael Gonzalez
Technical Director Ricardo Campos
Team Administrator Juan Romero
Equipment Manager Fernando Ruiz
Assistant Equipment Manager Sean Ruiz

Conference Eastern
2014 Record 13-10-11
2014 Playoffs Eastern Conference Championship
2014 Home Record 10-3-4
2014 Road Record 3-7-7

TEAM MEDICAL INFORMATION

Head Athletic Trainer Matt Reicher
Athletic Trainer Damien Franolich
Athletic Trainer Melvyn Pamplona
Orthopedics Surgeon Dr. Riley Williams III
Medical Personnel Michael S. Farber, MD

VISITING TEAM HOTEL

W Hotel Hoboken
 225 River Street
 Hoboken, NJ 07030
 (201) 253-2400

P.R. DIRECTORY

Vice President, Communications.: Joe Stetson
 Office: 973.776.8874
 E-mail: joseph.stetson@newyorkredbulls.com
Communications Associate: Gordon Stevenson
 Office: 609.937.2721
 E-mail: gordon.stevenson@newyorkredbulls.com

2014 SCHEDULE VS. RED BULLS

Fri., April 17 Red Bull Arena 4:00 p.m.

ALL-TIME REGULAR-SEASON STATS


Category	San Jose Earthquakes				New York Red Bulls			
	1	2	OT	Tot.	1	2	OT	Tot.
Goals	26	38	0	54	28	22	0	50
Shots	211	239	5	455	231	237	5	473
Shots on Goal	100	107	1	208	94	102	3	199
Fouls	258	246	6	510	242	262	4	508
Offsides	59	57	3	119	40	49	1	90
Corner Kicks	87	87	2	176	106	98	1	205

STADIUM INFORMATION

Red Bull Arena
 600 Cape May Street
 Harrison, NJ 07029
 Opened: 2010
 MLS Capacity: 25,000
 Press Box Phone: TBD
 Surface: Grass (75x120)
 Largest Attendance (MLS): 25,000

PRACTICE FACILITY

Montclair State University
 1 Normal Ave.
 Montclair, NJ 07043
 Phone: 973.655.2037



ORLANDO CITY SC



618 E South St., Suite 510 • Orlando, 32801
Tel: 855.675.2489 • Fax: 407.480.4729 • orlandocitysc.com

CHIEF CLUB OFFICIALS

Chairman & Owner Flavio Augusto da Silva
President and Founder Phil Rawlins
Chief Executive Officer Alex Leitao
Chief Operating Officer Brett Lashbrook
Chief Financial Officer Forrest Eber
General Manager Paul McDonough

TEAM INFORMATION

Head Coach Adrian Heath
Assistant Coach Mark Watso
Assistant Coach Ian Fuller
Goalkeeper Coach Marcos Machado
Head Fitness Coach Dave McKay
Team Administrator Erik Ustruck
Team Administrator Tammy McDonough
Equipment Manager Kurt Ustruck
Assistant Equipment Manager Chris Martin
Chief Scout Joao Ferreira

Conference Eastern
2014 Record N/A
2014 Playoffs N/A
2014 Home Record N/A
2014 Road Record N/A

TEAM MEDICAL INFORMATION

Head Athletic Trainer Dave Lagow
Assistant Athletic Trainer: Steven Purcell
Assistant Athletic Trainer Silas Waszczuk

ALL-TIME REGULAR-SEASON STATS

Category	San Jose Earthquakes				Orlando City SC			
	1	2	OT	Tot.	1	2	OT	Tot.
Goals	0	0	0	0	0	0	0	0
Shots	0	0	0	0	0	0	0	0
Shots on Goal	0	0	0	0	0	0	0	0
Fouls	0	0	0	0	0	0	0	0
Offsides	0	0	0	0	0	0	0	0
Corner Kicks	0	0	0	0	0	0	0	0

VISITING TEAM HOTEL

Grand Bohemian Hotel
 325 S Orange Ave.
 Orlando, FL 32801
 Phone: 407.313.9000

P.R. DIRECTORY

VP, Communications: Leonardo Santiago
 Office: 407.480.4726
 Cell: 386.451.5809
 E-mail: lsantiago@orlandocitysc.com
Director, Communications: Jacklyne Ramos
 Office: 407.480.4751
 E-mail: jramos@orlandocitysc.com
Director, International Comms: Marcos Peres
 Office: 407.480.4751
 Cell: 201.667.8159
 E-mail: mperes@orlandocitysc.com
Coordinator, Communications: Jhamie Chin
 Office: 407.480.4723
 Cell: 407.454.2697
 E-mail: jchin@orlandocitysc.com

2015 SCHEDULE VS. ORLANDO CITY SC

Sun., May 24 Levi's Stadium 4:00 p.m.

STADIUM INFORMATION

Citrus Bowl
 One Citrus Bowl Place
 Orland, FL 32805
 Opened: 1936
 MLS Capacity: 61,348
 Press Box Phone: TBA
 Surface: AstroTurf Grass 3D (74x114)
 Largest Soccer Attendance: N/A

PRACTICE FACILITY

Lake Sylvan Park Complex
 845 Lake Markham Rd.
 Sanford, FL 32771



PHILADELPHIA UNION

2501 Seaport Drive, Switch House Suite 500 • Chester, PA 19013
 Tel: 610.497.1657 • Fax: 610.497.3309 • philadelphiaunion.com



THE CLUB

2014 REVIEW

CLUB HISTORY

OPPONENTS

MEDIA INFO

CHIEF CLUB OFFICIALS

Chairman Jay Sugarman
CEO & Operating Partner Nick Sakiewicz
Investors/Owners Christopher Buccini
 Robert Buccini, David Pollin
 Weston Solutions, Inc., Graham Partners
Exec. VP & CFO Dave Debusschere
Exec. VP & CRO Dave Rowan

TEAM INFORMATION

Team Manager Jim Curtin
Technical Director Chris Albright
Assistant Coach Mike Sorber
Assistant Coach BJ Callaghan
Goalkeeper Coach Paulo Grilo
Strength and Conditioning Coach Kevin Miller
Team Coordinator Josh Gros
Equipment Director Fort Gaitley
Asst. Equipment Coordinator Brandon Comisky

Conference Eastern
2014 Record 10-12-12
2014 Playoffs Did Not Qualify
2014 Home Record 6-3-8
2014 Road Record 4-9-4

TEAM MEDICAL INFORMATION

Head Athletic Trainer Paul Rushing
Assistant Athletic Trainer Steve Hudyma

VISITING TEAM HOTEL

Hyatt Regency Philadelphia at Penn's Landing
 201 South Columbus Blvd.
 Philadelphia, PA 19106
 Phone: 215.928.1234

P.R. DIRECTORY

VP, Marketing and Communications: Ashley Dabb
 Office: 610.497.6286
 E-mail: adabb@philadelphiaunion.com
Press Officer: Chris Winkler
 Office: 610.497.6727
 Cell: 716.430.9477
 E-mail: cwinkler@philadelphiaunion.com

2015 SCHEDULE VS. UNION

Sat., Sep. 5 Avaya Stadium 7:30 p.m.

ALL-TIME REGULAR-SEASON STATS

Category	San Jose Earthquakes				Philadelphia Union			
	1	2	OT	Tot.	1	2	OT	Tot.
Goals	2	6	0	8	3	4	0	7
Shots	33	41	0	74	29	58	0	87
Shots on Goal	13	15	0	28	11	26	0	37
Fouls	30	56	0	86	40	38	0	78
Offsides	8	13	0	21	8	9	0	17
Corner Kicks	15	25	0	40	16	21	0	37

STADIUM INFORMATION

PPL Park
 One Stadium Drive
 Chester, PA 19013
 Opened: 2010
 MLS Capacity: 18,500
 Press Box Phone: TBA
 Surface: Grass (75x120)
 Largest Soccer Attendance: 19,178

PRACTICE FACILITY

Houston Park
 701 Harvey Road
 Wallingford, PA 19086





170 Princes' Blvd. • Toronto, ON M6K 3C3

Tel: 416.815.5400 • Fax: 416.815.5452 • www.torontofc.ca

CHIEF CLUB OFFICIALS

Owner: Maple Leafs Sports & Entertainment
General Manager Tim Bezbatchenko

TEAM INFORMATION

Head Coach Greg Vanney
Assistant Coach Robin Fraser
Assistant Coach Nick Theslof
Assistant Coach Dan Cakichman
Goalkeeper Coach Jon Conway
Director, Sport Science Jim Liston
Director, Cognitive Development Michael Rabasca
Sr. Manager, Team Operations Corey Wray
Team Operations Ted Tieu
Equipment Manager Sacha De Almeida

Conference Eastern
2014 Record 11-15-8
2014 Playoffs Did Not Qualify
2014 Home Record 4-5-8
2014 Road Record 2-12-3

TEAM MEDICAL INFORMATION

Team Physician Dr. Ira Smith
Head Athletic Therapist Carmelo Lobue
Assistant Athletic Therapist Shawn Jeffers
Massage Therapist Marcelo Casal
Chiropractor Shameer Ali

VISITING TEAM HOTEL

Hyatt Regency
 370 King Street West
 Toronto, ON
 M5V 1J9
 416.343.1234

P.R. DIRECTORY

Manager, Media Relations: Mike Masaro
 Office: 416.815.2474
 Cell: 416.716.1311
 E-mail: mmasaro@torontofc.ca
Media Relations Assistant: Anthony Cozzetto
 Office: 416.815.6126
 Cell: 416.371.9398
 E-mail: acozzetto@torontofc.ca
Director, Communications MLSE: Jamie Deans
 Office: 416.815.5445
 E-mail: jamie.deans@mlse.com

2015 SCHEDULE VS. TORONTO FC

Tue., May 30 BMO Field 2:00 p.m.

ALL-TIME REGULAR-SEASON STATS


Category	San Jose Earthquakes				Toronto FC			
	1	2	OT	Tot.	1	2	OT	Tot.
Goals	4	11	0	15	6	7	0	13
Shots	73	73	0	146	64	56	0	120
Shots on Goal	25	32	0	57	24	16	0	40
Fouls	57	52	0	109	61	63	0	124
Offsides	19	11	0	30	15	17	0	32
Corner Kicks	22	30	0	52	24	27	0	51

STADIUM INFORMATION

BMO Field
 170 Princes' Blvd.
 Toronto, ON M6K 3C3
 Opened: 2007
 MLS Capacity: 21,859
 Press Box Phone: 508.384.1960
 Surface: Grass (69m x 105m)
 Largest Soccer Attendance: 22,453

PRACTICE FACILITY

BMO Field
 TFC Acad. Facility at Downsview Park
 Oakville Soccer Centre



SERIES HISTORIES

THE CLUB

2014 REVIEW

CLUB HISTORY

OPPONENTS

MEDIA INFO

CHICAGO FIRE

Regular Season	9-13-11
Home	7-5-5
Away	2-8-6
Shootout (1996-99)	1-0
Overtime (2000-03)	0-0-5
MLS Cup Playoffs	1-0-0
US Open Cup	0-1-0
US Open Cup Play-In	0-1-0
All-Time Scoring (MLS) ..	SJ 40, CHI 48

All-Time Results

04.11.98 &.....	vs. CHI	1-0	W
06.11.98.....	at CHI	2-5	L
07.22.98 #.....	vs. CHI	1-1 (3-4 pk)	L
07.29.98.....	vs. CHI	3-0	W
08.15.98.....	at CHI	1-2	L
03.20.99.....	vs. CHI	1-3	L
06.19.99.....	at CHI	0-2	L
07.23.99.....	at CHI	2-2 (2-0)	W
09.26.99.....	vs. CHI	2-0	W
05.13.00.....	at CHI	1-4	L
06.24.00.....	vs. CHI	1-1 (OT)	T
05.26.01.....	at CHI	1-1 (OT)	T
08.18.01.....	vs. CHI	0-1	L
05.26.02.....	at CHI	1-1 (OT)	T
07.24.02.....	vs. CHI	1-0	W
05.10.03.....	at CHI	0-0 (OT)	T
05.31.03.....	vs. CHI	1-4	L
07.05.03.....	vs. CHI	0-0 (OT)	T
11.23.03 *.....	vs. CHI	4-2	W
04.10.04.....	vs. CHI	0-0	T
06.19.04.....	at CHI	1-1	T
08.11.04.....	at CHI	1-2	L
04.16.05.....	at CHI	1-2	L
09.21.05.....	vs. CHI	2-0	W
04.12.08 %.....	vs. CHI	0-1	L
06.28.08.....	at CHI	0-0	T
04.11.09.....	vs. CHI	3-3	T
04.11.09.....	vs. CHI	3-3	T
07.18.09.....	at CHI	0-2	L
04.10.10.....	at CHI	2-1	W
09.29.10.....	vs. CHI	0-3	L
05.24.11 +.....	vs. CHI	2-2 (4-5 pk)	L
05.28.11.....	at CHI	2-2	T
09.10.11.....	vs. CHI	2-0	W
07.28.12.....	vs. CHI	1-1	T
07.03.13.....	at CHI	2-3	L
07.23.14.....	vs. CHI	5-1	W

* MLS Cup at The Home Depot Center
 # US Open Cup at Dallas
 + US Open Cup Play-In
 & Played at Stanford Stadium
 % Played at Oakland Coliseum.....

CHIVAS USA

Regular Season	8-8-6
Home	5-4-2
Away	3-4-4
Playoffs	0-0-0
US Open Cup	0-0-0
All-Time Scoring (MLS) ..	SJ 30, CHV 22

All-Time Results

04.09.05.....	vs. CHV	3-3	T
06.12.05.....	at CHV	1-1	T
09.10.05.....	vs. CHV	3-0	W
09.17.05.....	at CHV	2-1	W
07.05.08.....	at CHV	0-1	L
08.23.08.....	at CHV	0-0	T
10.11.08.....	vs. CHV	0-1	L
05.02.09.....	vs. CHV	0-1	L
10.17.09.....	at CHV	2-2	T
04.24.10.....	at CHV	2-3	L
10.20.10.....	vs. CHV	3-0	W

04.23.11.....	vs. CHV	1-2	L
07.06.11.....	at CHV	0-2	L
05.13.12.....	vs. CHV	1-1	T
09.02.12.....	vs. CHV	4-0	W
09.15.12.....	at CHV	2-0	W
04.27.13.....	at CHV	2-2	T
08.03.13.....	vs. CHV	2-0	W
09.29.13.....	at CHV	1-0	W
04.26.14.....	vs. CHV	1-0	W
07.02.14.....	vs. CHV	0-1	L
10.26.14.....	at CHV	0-1	L

COLORADO RAPIDS

Regular Season	26-18-13
Home	13-8-7
Away	13-10-6
Shootout (1996-99)	1-2
Overtime (2000-03)	0-0-2
Playoffs	0-1-0
US Open Cup	0-0-0
All-Time Scoring (MLS) ..	SJ 84, COL 70

All-Time Results

05.08.96.....	vs. COL	3-1	W
07.17.96.....	at COL	2-1	W
08.25.96.....	vs. COL	1-0	W
09.08.96.....	at COL	3-1	W
07.04.97.....	at COL	1-3	L
07.25.97.....	vs. COL	1-2	L
09.17.97.....	at COL	2-1	W
09.28.97.....	vs. COL	1-3	L
03.28.98 &.....	vs. COL	2-2 (3-4)	L
05.09.98.....	at COL	3-2	W
06.06.98.....	at COL	0-2	L
08.29.98.....	vs. COL	1-3	L
03.27.99.....	vs. COL	2-2 (4-3)	W
05.27.99.....	at COL	2-4	L
06.03.99.....	vs. COL	4-3	W
10.01.99.....	at COL	0-0 (0-3)	L
06.03.00.....	vs. COL	4-2	W
07.08.00.....	at COL	1-0	W
07.15.00.....	vs. COL	1-2	L
08.05.00.....	at COL	0-2	L
05.30.01.....	vs. COL	1-1 (OT)	T
06.02.01.....	at COL	2-1	W
07.07.01.....	at COL	1-3	L
08.25.01.....	vs. COL	5-2	W
03.30.02.....	at COL	0-1	L
04.20.02.....	vs. COL	2-0	W
06.22.02.....	vs. COL	4-0	W
08.24.02.....	at COL	0-3	L
04.12.03.....	at COL	2-1	W
07.12.03.....	vs. COL	0-2	L
08.30.03.....	vs. COL	1-2	L
10.10.03.....	at COL	0-0 (OT)	T
04.24.04.....	at COL	0-1	L
07.17.04.....	vs. COL	3-1	W
08.28.04.....	vs. COL	0-0	T
10.02.04.....	at COL	1-1	T
05.25.05.....	at COL	1-0	W
06.29.05.....	vs. COL	1-0	W
07.20.05.....	at COL	2-1	W
08.13.05.....	vs. COL	1-1	T
04.19.08.....	at COL	2-0	W
08.13.08.....	vs. COL	1-1	T
09.18.09.....	vs. COL	1-1	T
09.23.09.....	at COL	1-1	T
05.01.10.....	vs. COL	1-0	W
08.07.10.....	at COL	0-1	L
11.13.10 *.....	at COL	0-1	L
08.13.11.....	vs. COL	1-2	L
09.24.11.....	at COL	1-1	T
06.20.12.....	at COL	2-1	W
08.25.12.....	vs. COL	4-1	W
10.06.12.....	at COL	4-1	W
05.18.13.....	vs. COL	1-1	T
06.15.13.....	at COL	2-1	W

10.09.13.....	vs. COL	1-0	W
04.19.14.....	at COL	0-0	T
05.04.14.....	vs. COL	0-0	T
09.27.14.....	at COL	1-1	T

* MLS Cup Playoffs
 & Played at Stanford Stadium

COLUMBUS CREW

Regular Season	13-18-7
Home	10-6-4
Away	3-12-3
Shootout (1996-99)	3-2
Overtime (2000-03)	1-1-1
Playoffs	2-2-0
US Open Cup	0-0-0
All-Time Scoring (MLS) ..	SJ 55, CLB 63

All-Time Results

06.01.96.....	vs. CLB	2-2 (2-1)	W
07.20.96.....	at CLB	4-3	W
08.18.96.....	at CLB	0-2	L
04.19.97.....	at CLB	1-1 (1-2)	L
05.03.97.....	vs. CLB	1-3	L
08.09.97.....	vs. CLB	1-1 (4-3)	W
05.30.98.....	at CLB	1-4	L
07.03.98.....	vs. CLB	1-1 (4-2)	W
05.09.99.....	vs. CLB	1-2	L
06.30.99.....	at CLB	3-3 (1-2)	L
03.25.00.....	at CLB	1-2 (OT)	L
07.01.00.....	at CLB	1-2	L
08.02.00.....	vs. CLB	1-2	L
09.01.00.....	vs. CLB	3-0	W
07.21.01.....	at CLB	1-2	L
08.11.01.....	vs. CLB	2-2 (OT)	T
09.22.01 *.....	at CLB	3-1	W
09.26.01 *.....	vs. CLB	3-0	W
05.04.02.....	vs. CLB	3-2	W
05.18.02.....	at CLB	0-2	L
06.15.02.....	at CLB	1-2	L
09.07.02.....	vs. CLB	4-3 (OT)	W
09.25.02 *.....	vs. CLB	1-2	L
09.28.02 *.....	at CLB	1-2	L
05.17.03.....	vs. CLB	4-3	W
06.07.03.....	at CLB	0-1	L
06.21.03.....	vs. CLB	2-1	W
05.29.04.....	at CLB	0-1	L
09.08.04.....	vs. CLB	0-1	L
07.09.05.....	at CLB	2-1	W
08.06.05.....	vs. CLB	2-1	W
05.10.08.....	vs. CLB	2-3	L
06.07.08.....	at CLB	2-0	W
05.27.09.....	vs. CLB	1-2	L
08.08.09 #.....	vs. CLB	0-3	L
06.02.10.....	vs. CLB	2-2	T
10.02.10.....	at CLB	0-0	T
05.14.11.....	vs. CLB	3-0	W
07.16.11.....	at CLB	0-0	T
05.19.12.....	vs. CLB	1-1	T
03.16.13.....	at CLB	1-1	T
04.13.14.....	vs. CLB	1-1	T

* MLS Cup Playoffs
 # Played at Candlestick Park

FC DALLAS

Regular Season	25-17-11
Home	15-7-5
Away	10-10-6
Shootout (1996-99)	4-3
Overtime (2000-03)	0-0-0
Playoffs	0-0-0
US Open Cup	0-0-0
All-Time Scoring (MLS) ..	SJ 86, DAL 64

All-Time Results

SERIES HISTORIES

04.14.96	at DAL	0-0 (1-2)	L
06.08.96	at DAL	1-4	L
08.22.96	vs DAL	0-0 (3-2)	W
09.11.96	vs DAL	2-2 (1-3)	L
04.05.97	at DAL	1-2	L
06.28.97	vs DAL	3-1	W
07.18.97	at DAL	1-3	L
09.11.97	vs DAL	0-1	L
04.05.98 &	vs DAL	2-2 (2-3)	L
04.18.98	at DAL	2-1	W
08.22.98	vs DAL	1-1 (2-0)	W
09.13.98	at DAL	3-1	W
05.01.99	vs DAL	1-1 (3-2)	W
05.15.99	at DAL	1-2	L
05.22.99	vs DAL	1-1 (3-1)	W
09.11.99	at DAL	0-1	L
04.22.00	vs DAL	5-0	W
09.09.00	at DAL	1-2	L
04.14.01	vs DAL	0-1	L
05.23.01	at DAL	2-0	W
03.23.02	at DAL	2-0	W
07.13.02	at DAL	1-2	L
07.20.02	vs DAL	4-0	W
08.21.02	vs DAL	3-1	W
06.14.03	at DAL	2-1	W
07.26.03	vs DAL	3-0	W
08.13.03	at DAL	3-0	W
09.27.03	vs DAL	5-2	W
05.15.04	at DAL	2-1	W
07.07.04	vs DAL	1-2	L
08.21.04	vs DAL	3-0	W
10.16.04	at DAL	2-2	T
05.14.05	vs DAL	0-0	T
07.02.05	at DAL	2-2	T
09.03.05	at DAL	2-0	W
09.24.05	vs DAL	1-1	T
05.03.08	vs DAL	0-0	T
10.02.08	at DAL	1-1	T
06.07.09	at DAL	2-2	T
10.07.09	vs DAL	1-2	L
06.05.10	at DAL	0-2	L
09.11.10	vs DAL	0-0	T
03.26.11	at DAL	2-0	W
10.22.11	vs DAL	4-2	W
07.07.12	at DAL	0-0	T
07.18.12	vs DAL	2-1	W
09.29.12	vs DAL	3-3	T
05.25.13	at DAL	0-1	L
08.24.13	at DAL	2-2	T
10.26.13	vs DAL	2-1	W
05.10.14	vs DAL	2-1	W
05.31.14	at DAL	2-1	W
08.16.14	vs DAL	0-5	L

& Played at Stanford Stadium

D.C. UNITED

Regular Season	16-13-6
Home	8-4-6
Away	8-9-0
Shootout (1996-99)	3-0
Overtime (2000-03)	0-0-2
Playoffs	0-0-0
US Open Cup	0-0-0
All-Time Scoring (MLS)	SJ 54, DC 58

All-Time Results

04.06.96	vs DC	1-0	W
06.05.96	at DC	1-3	L
06.23.96	vs DC	2-1	W
04.26.97	at DC	2-2 (2-0)	W
05.22.97	at DC	1-3	L
06.01.97	vs DC	2-3	L
04.29.98	at DC	1-3	L
06.03.98	vs DC	0-4	L
04.17.99	at DC	1-1 (4-2)	W
07.04.99 &	vs DC	1-1 (3-2)	W

04.29.00	vs DC	2-2 (OT)	T
08.19.00	at DC	1-0	W
05.12.01	at DC	3-2	W
07.18.01	vs DC	4-0	W
08.17.02	vs DC	2-2 (OT)	T
08.31.02	at DC	2-4	L
07.19.03	at DC	2-1	W
08.24.03	vs DC	1-0	W
09.13.03	at DC	1-2	L
04.03.04	at DC	1-2	L
05.01.04	vs DC	1-1	T
08.07.04	vs DC	2-0	W
06.04.05	vs DC	0-0	T
07.15.05	at DC	0-3	L
06.22.08	at DC	1-3	L
09.06.08	vs DC	2-1	W
07.25.09	vs DC	2-2	T
09.27.09	at DC	2-1	W
07.03.10	vs DC	1-1	T
10.09.10	at DC	2-0	W
06.11.11	at DC	4-2	W
07.30.11	vs DC	0-2	L
05.02.12	vs DC	5-3	W
06.22.13	at DC	0-1	L
07.11.14	vs DC	1-2	L

& Played at Stanford Stadium

HOUSTON DYNAMO

Regular Season	5-6-1
Home	4-2-1
Away	1-4-0
Playoffs	0-0-0
US Open Cup	0-0-0
All-Time Scoring (MLS)	SJ 16, HOU 16

All-Time Results

05.22.08	vs HOU	2-1	W
09.13.08	vs HOU	1-1	T
10.15.08	at HOU	1-2	L
03.28.09	vs HOU	3-2	W
05.23.09	at HOU	1-3	L
09.05.10	at HOU	2-1	W
10.16.10	vs HOU	0-1	L
06.04.11	vs HOU	2-0	W
09.17.11	at HOU	1-2	L
03.17.12	vs HOU	0-1	L
03.30.13	at HOU	0-2	L
05.25.14	vs HOU	3-0	L

LA GALAXY

Regular Season	18-27-12
Home	13-10-7
Away	5-17-5
Shootout (1996-99)	1-4
Overtime (2000-03)	0-0-4
Playoffs	3-5-0
US Open Cup	0-4-0
All-Time Scoring (MLS)	SJ 75, LA 89

All-Time Results

04.28.96	at LA	1-2	L
05.12.96	vs LA	1-2	L
09.01.96	vs LA	1-1 (1-3)	L
09.15.96	at LA	2-4	L
09.26.96 *	vs LA	1-0	W
09.29.96 *	at LA	0-2	L
10.02.96 *	at LA	0-2	L
04.12.97	vs LA	4-1	W
05.18.97	at LA	1-1 (2-3)	L
08.17.97	at LA	3-2	W
09.21.97	vs LA	2-3	L
03.21.98	at LA	3-3 (1-3)	L
06.27.98	vs LA	1-2	L
09.16.98	vs LA	0-0 (3-4)	L
09.20.98	at LA	1-0	W

04.03.99	vs LA	1-1 (4-2)	W
04.24.99	at LA	0-1	L
08.07.99	vs LA	1-4	L
09.01.99	at LA	1-3	L
05.17.00	vs LA	0-0 (OT)	T
05.27.00	at LA	1-1 (OT)	T
08.09.00 #	at LA	0-2	L
08.26.00	vs LA	0-3	L
08.30.00	at LA	1-2	L
04.07.01	at LA	3-2	W
06.09.01	vs LA	3-1	W
07.24.01 #	vs LA	1-1 (9-10)	L
10.21.01 %	at LA	2-1 (OT)	W
07.04.02	at LA	1-2	L
07.07.02	vs LA	1-0	W
08.07.02 #	vs LA	0-1 (OT)	L
09.14.02	at LA	0-1	L
09.21.02	vs LA	0-1	L
04.26.03	vs LA	1-0	W
06.18.03	at LA	1-1 (OT)	T
10.18.03	at LA	0-3	L
10.25.03	vs LA	1-1 (OT)	T
11.01.03 *	at LA	0-2	L
11.09.03 *	vs LA	5-2 (OT)	W
05.22.04	vs LA	4-2	W
07.04.04	at LA	1-2	L
09.11.04	at LA	1-2	L
09.25.04	vs LA	0-0	T
05.21.05	at LA	1-2	L
06.25.05	vs LA	3-0	W
08.24.05 #	vs LA	1-2	L
08.27.05	vs LA	2-1	W
10.15.05	at LA	3-1	W
10.23.05 *	at LA	1-3	L
10.29.05 *	vs LA	1-1	L
04.03.08	at LA	0-2	L
06.14.08	vs LA	0-3	L
08.03.08 &	vs LA	3-2	W
04.18.09 &	vs LA	1-1	T
06.20.09 &	vs LA	2-1	W
10.24.09	at LA	0-2	L
07.22.10	at LA	2-2	T
08.21.10	at LA	1-0	W
06.25.11	vs LA	0-0	T
08.20.11	at LA	0-2	L
05.23.12	at LA	3-2	W
06.30.12 +	vs LA	4-3	W
10.21.12	vs LA	2-2	T
06.29.13 +	vs LA	3-2	W
08.31.13	at LA	0-3	L
10.20.13	at LA	0-0	T
06.28.14 +	vs LA	0-1	L
08.08.14	at LA	2-2	T
09.14.14	vs LA	1-1	T

% MLS Cup at Crew Stadium

* MLS Cup Playoffs

Lamar Hunt US Open Cup

& Played at Oakland Coliseum

+ Played at Stanford Stadium

MONTREAL IMPACT

Regular Season	0-2-1
Home	0-0-1
Away	0-2-0
Shootout (1996-99)	0-0
Overtime (2000-03)	0-0-0
Playoffs	0-0-0
US Open Cup	0-0-0
CCL	1-1-0
All-Time Scoring (MLS)	SJ 3, MTL 7

All-Time Results

08.18.12	at MTL	1-3	L
05.04.13	vs MTL	2-2	T
08.07.13 &	at MTL	0-1	L
09.17.13 &	vs MTL	3-0	W

SERIES HISTORIES

THE CLUB

2014 REVIEW

CLUB HISTORY

OPPONENTS

MEDIA INFO

09.20.14..... at MTL..... 0-2 L
& CONCACAF Champions League

NEW ENGLAND REVIEWS

Regular Season..... 20-13-5
Home..... 10-6-3
Away..... 10-7-2
Shootout (1996-99)..... 0-2
Overtime (2000-03)..... 0-0-2
Playoffs..... 0-0-0
US Open Cup..... 0-0-0
All-Time Scoring (MLS)... SJ 67, NE 48

All-Time Results

05.04.96..... at NE..... 2-1 W
07.06.96..... vs. NE..... 1-1 (3-4) L
07.31.96..... at NE..... 0-2 L
08.11.96..... vs. NE..... 6-1 W
05.16.97..... at NE..... 1-1 (0-3) L
07.06.97..... vs. NE..... 3-2 W
08.03.97..... at NE..... 5-1 W
05.03.98..... vs. NE..... 1-3 L
08.05.98..... at NE..... 0-3 L
08.12.99..... at NE..... 2-1 W
08.21.99..... vs. NE..... 2-1 W
05.06.00..... at NE..... 1-2 L
06.10.00..... at NE..... 0-3 L
06.21.00..... vs. NE..... 2-2 (OT) T
07.22.00..... vs. NE..... 1-2 L
05.05.01..... vs. NE..... 3-2 W
08.08.01..... at NE..... 5-1 W
04.06.02..... vs. NE..... 2-1 W
06.01.02..... at NE..... 2-0 W
05.03.03..... at NE..... 2-0 W
08.16.03..... at NE..... 1-1 (OT) T
09.07.03..... vs. NE..... 2-1 W
04.17.04..... at NE..... 3-1 W
07.24.04..... vs. NE..... 2-2 T
09.04.04..... at NE..... 1-0 W
04.02.05..... vs. NE..... 2-2 T
10.01.05..... at NE..... 2-0 W
05.17.08..... at NE..... 0-2 L
08.16.08..... vs. NE..... 4-0 W
03.21.09..... vs. NE..... 0-1 L
08.29.09..... at NE..... 1-2 L
04.17.10..... vs. NE..... 2-0 W
05.15.10..... at NE..... 0-0 T
05.21.11..... vs. NE..... 2-1 W
10.08.11..... at NE..... 2-1 W
03.10.12..... vs. NE..... 1-0 W
07.06.13..... at NE..... 0-2 L
03.29.14..... vs. NE..... 1-2 L

NEW YORK CITY FC

Regular Season..... 0-0-0
Home..... 0-0-0
Away..... 0-0-0
Playoffs..... 0-0-0
US Open Cup..... 0-0-0
All-Time Scoring (MLS)... SJ 0, NYC 0

NEW YORK RED BULLS

Regular Season..... 16-10-9
Home..... 12-2-3
Away..... 4-8-6
Shootout (1996-99)..... 2-0
Overtime (2000-03)..... 0-0-4
Playoffs..... 1-1-0
US Open Cup..... 0-0-0
US Open Cup Play-In..... 0-1-0
All-Time Scoring (MLS)... SJ 54, NY 50

All-Time Results

06.16.96..... at MET..... 1-0 W

07.24.96..... vs. MET..... 0-1 L
07.28.96..... at MET..... 1-4 L
03.22.97..... vs. MET..... 0-0 (4-3) W
05.09.97..... at MET..... 1-0 W
08.29.97..... at MET..... 0-3 L
09.06.97..... vs. MET..... 4-0 W
04.25.98..... at MET..... 3-4 L
08.09.98..... vs. MET..... 5-1 W
08.28.99..... vs. MET..... 1-1 (4-3) W
09.22.99..... at MET..... 2-1 W
04.08.00..... vs. MET..... 2-0 W
06.28.00..... at MET..... 0-0 (OT) T
05.19.01..... vs. MET..... 2-0 W
06.16.01..... at MET..... 0-0 (OT) T
04.27.02..... at MET..... 1-1 (OT) T
05.11.02..... vs. MET..... 2-1 W
07.02.03..... at MET..... 4-4 (OT) T
10.05.03..... vs. MET..... 0-2 L
05.08.04..... vs. MET..... 5-5 T
06.12.04..... vs. MET..... 3-1 W
07.10.04..... at MET..... 0-2 L
05.07.05..... at MET..... 1-0 W
07.23.05..... vs. MET..... 2-1 W
04.27.08..... at NY..... 0-2 L
07.27.08..... vs. NY..... 1-1 T
04.29.09 +..... vs. NY..... 1-2 L
05.08.09..... at NY..... 1-4 L
10.03.09..... vs. NY..... 1-0 W
05.08.10..... vs. NY..... 4-0 W
08.28.10..... at NY..... 0-2 L
10.30.10 *..... vs. NY..... 0-1 L
11.04.10 *..... at NY..... 3-1 W
04.16.11..... at NY..... 0-3 L
07.02.11 &..... vs. NY..... 2-2 T
04.14.12..... at NY..... 2-2 T
03.10.13..... vs. NY..... 2-1 W
07.19.14..... at NY..... 1-1 T

* MLS Cup Playoffs
+ US Open Cup Play-In
& Played at Stanford Stadium

ORLANDO CITY SC

Regular Season..... 0-0-0
Home..... 0-0-0
Away..... 0-0-0
Playoffs..... 0-0-0
US Open Cup..... 0-0-0
All-Time Scoring (MLS)... SJ 0, ORLO 0

PHILADELPHIA UNION

Regular Season..... 4-2-1
Home..... 2-0-1
Away..... 2-2-0
Playoffs..... 0-0-0
US Open Cup..... 0-0-0
All-Time Scoring (MLS)... SJ 6, PHI 7

All-Time Results

07.10.10..... at PHI..... 2-1 W
09.15.10..... vs. PHI..... 1-0 W
04.30.11..... at PHI..... 0-1 L
07.09.11..... vs. PHI..... 0-0 T
04.28.12..... at PHI..... 2-1 W
09.08.13..... vs. PHI..... 1-0 W
08.24.14..... at PHI..... 2-4 L

PORTLAND TIMBERS

Regular Season..... 1-4-6
Home..... 1-1-3
Away..... 0-3-3
Overtime..... 1-0-0
Playoffs..... 0-0-0
US Open Cup..... 0-0-0
US Open Cup Play-In..... 1-0-0

All-Time Scoring (MLS) SJ 13, POR 18

All-Time Results

05.03.11 +..... at POR..... 1-0 (OT) W
08.06.11..... vs. POR..... 1-1 T
09.21.11..... at POR..... 1-1 T
07.03.12..... at POR..... 1-2 L
09.19.12..... vs. POR..... 2-2 T
10.27.12..... at POR..... 1-1 T
04.14.13..... at POR..... 0-1 L
04.21.13..... vs. POR..... 1-1 T
07.27.13..... vs. POR..... 2-1 W
09.07.14..... at POR..... 3-3 T
10.04.14..... vs. POR..... 1-2 L
10.08.14..... at POR..... 0-3 L

+ US Open Cup Play-In

REAL SALT LAKE

Regular Season..... 7-8-7
Home..... 4-4-3
Away..... 3-4-4
Shootout..... 0-1
Playoffs..... 0-0-0
US Open Cup..... 0-0-0
US Open Cup Play-In..... 0-2-0
All-Time Scoring (MLS) SJ 30, RSL 34

All-Time Results

04.30.05..... at RSL..... 2-2 T
06.18.05..... vs. RSL..... 3-0 W
08.20.05..... at RSL..... 1-0 W
10.08.05..... vs. RSL..... 2-2 T
04.30.08 +..... at RSL..... 0-4 L
05.31.08..... at RSL..... 1-3 L
06.18.08..... at RSL..... 0-0 T
09.27.08..... vs. RSL..... 2-3 L
05.30.09..... vs. RSL..... 2-1 W
07.04.09..... at RSL..... 1-1 T
03.27.10..... vs. RSL..... 0-3 L
04.14.10 +..... vs. RSL..... 3-3 (3-5 pk) L
06.25.10..... at RSL..... 0-0 T
03.19.11..... vs. RSL..... 0-1 L
07.23.11..... at RSL..... 0-4 L
04.21.12..... vs. RSL..... 3-1 W
06.23.12..... at RSL..... 2-1 W
07.14.12..... vs. RSL..... 5-0 W
03.03.13..... vs. RSL..... 0-2 L
06.01.13..... at RSL..... 0-3 L
09.21.13..... at RSL..... 2-1 W
03.15.14..... vs. RSL..... 3-3 T
08.30.14..... vs. RSL..... 1-1 T
10.11.14..... at RSL..... 0-2 L

+ US Open Cup Play-In

SEATTLE SOUNDERS FC

Regular Season..... 8-6-2
Home..... 5-1-1
Away..... 3-5-1
Playoffs..... 0-0-0
US Open Cup..... 0-0-0
All-Time Scoring (MLS) SJ 18, SEA 17

All-Time Results

04.25.09..... at SEA..... 0-2 L
06.13.09..... at SEA..... 1-2 L
08.02.09..... vs. SEA..... 4-0 W
05.22.10..... at SEA..... 1-0 W
07.31.10..... vs. SEA..... 0-1 L
04.02.11..... vs. SEA..... 2-2 T
10.15.11..... at SEA..... 1-2 L
03.31.12..... at SEA..... 1-0 W
06.26.12 +..... vs. SEA..... 0-1 L
08.11.12..... vs. SEA..... 2-1 W
09.22.12..... at SEA..... 2-1 W

SERIES HISTORIES

03.23.13.....	vs. SEA.....	1-0	W
05.11.13.....	at SEA.....	0-4	L
07.13.13.....	vs. SEA.....	1-0	W
05.17.14.....	at SEA.....	0-1	L
06.28.14 &.....	at SEA.....	1-1(1-4)	L
08.02.14 *.....	vs. SEA.....	1-0	W
08.20.14.....	at SEA.....	1-1	T

+ US Open Cup Quarterfinal
& US Open Cup
* Played at Levi's Stadium

SPORTING KC

Regular Season.....	21-21-7
Home.....	14-4-6
Away.....	7-17-1
Shootout (1996-99).....	3-4
Overtime (2000-03).....	0-0-4
Playoffs.....	2-1-0
US Open Cup.....	0-1-0
All-Time Scoring (MLS).....	SJ 58, SKC 59

All-Time Results

04.21.96.....	vs. KC.....	2-2 (7-8)	L
05.29.96.....	vs. KC.....	2-1	W
08.15.96.....	at KC.....	1-4	L
09.21.96.....	at KC.....	0-0 (2-1)	W
03.29.97.....	at KC.....	2-2 (3-4)	L
06.08.97.....	vs. KC.....	2-3	L
06.15.97.....	at KC.....	3-1	W
08.24.97.....	vs. KC.....	2-2 (1-2)	L
05.23.98.....	at KC.....	1-0	W
08.25.98.....	vs. KC.....	1-1 (3-0)	W
09.05.98.....	at KC.....	1-5	L
09.27.98.....	vs. KC.....	2-0	W
04.10.99.....	at KC.....	1-1 (2-0)	W
07.31.99.....	at KC.....	2-2 (1-2)	L
09.04.99.....	vs. KC.....	2-0	W
10.06.99.....	vs. KC.....	1-0	W

04.15.00.....	at KC.....	0-2	L
05.20.00.....	at KC.....	0-2	L
07.04.00.....	vs. KC.....	0-0 (OT)	T
08.16.00.....	vs. KC.....	0-3	L
04.28.01.....	at KC.....	0-0 (OT)	T
06.23.01.....	vs. KC.....	2-0	W
09.01.01.....	vs. KC.....	3-0	W
09.08.01.....	at KC.....	0-1	L
04.13.02.....	at KC.....	0-2	L
06.08.02.....	vs. KC.....	3-0	W
06.29.02.....	vs. KC.....	2-1	W
07.27.02.....	at KC.....	1-2	L
04.19.03.....	vs. KC.....	1-1 (OT)	T
06.28.03.....	vs. KC.....	0-0 (OT)	T
08.08.03.....	at KC.....	1-0	W
09.20.03.....	at KC.....	4-1	W
11.15.03 *.....	vs. KC.....	3-2 (OT)	W
06.26.04.....	vs. KC.....	1-1	T
08.14.04.....	at KC.....	2-0	W
08.24.04 #.....	at KC.....	0-1	L
09.18.04.....	at KC.....	0-1	L
10.09.04.....	vs. KC.....	0-0	T
10.24.04 *.....	vs. KC.....	2-0	W
10.30.04 *.....	at KC.....	0-3	L
04.23.05.....	vs. KC.....	3-2	W
05.28.05.....	at KC.....	0-1	L
08.30.08.....	vs. KC.....	2-1	W
10.18.08.....	at KC.....	2-3	L
04.05.09.....	at KC.....	0-2	L
08.22.09.....	vs. KC.....	1-0	W
08.14.10.....	vs. KC.....	1-0	W
10.23.10.....	at KC.....	1-4	L
06.17.11.....	at SKC.....	0-1	L
10.01.11.....	vs. SKC.....	1-1	T
05.27.12.....	at SKC.....	1-2	L
08.18.13.....	vs. SKC.....	1-0	W
03.22.14.....	at SKC.....	0-1	L

* MLS Cup Playoffs
US Open Cup

TORONTO FC

Regular Season.....	4-3-4
Home.....	2-2-1
Away.....	2-1-3
Playoffs.....	0-0-0
All-Time Scoring (MLS).....	SJ 15, TOR 13

All-Time Results

07.19.08.....	at TOR.....	0-0	T
10.25.08.....	vs. TOR.....	2-0	W
07.11.09.....	vs. TOR.....	1-3	L
10.10.09.....	at TOR.....	1-1	T
05.29.10.....	vs. TOR.....	1-3	L
09.25.10.....	at TOR.....	3-2	W
04.09.11.....	vs. TOR.....	1-1	T
08.27.11.....	at TOR.....	1-1	T
03.24.12.....	at TOR.....	3-0	W
05.08.13.....	vs. TOR.....	2-1	W
06.07.14.....	at TOR.....	0-1	L

VANCOUVER WHITECAPS

Regular Season.....	1-3-4
Home.....	1-0-3
Away.....	0-3-1
Overtime.....	0-0-0
Playoffs.....	0-0-0
All-Time Scoring (MLS).....	SJ 9, VAN 11

All-Time Results

05.11.11.....	at VAN.....	1-1	T
07.20.11.....	vs. VAN.....	2-2	T
04.07.12.....	vs. VAN.....	3-1	W
05.05.12.....	at VAN.....	1-2	L
07.22.12.....	at VAN.....	1-2	L
04.06.13.....	vs. VAN.....	1-1	T
08.10.13.....	at VAN.....	0-2	L
09.14.13.....	vs. VAN.....	0-0	T
05.03.14.....	vs. VAN.....	0-0	T





TM

SINCE
1974



DAVID BINGHAM

AVAYA STADIUM

THE CLUB

2014 REVIEW

CLUB HISTORY

OPPONENTS

MEDIA INFO



Avaya Stadium is located on Coleman Ave. adjacent to the San Jose International Airport. The European-inspired building is the first cloud-enabled venue in Major League Soccer and is among the most technologically advanced stadiums in the world. The stadium features a canopy roof and the steepest-raked seating in Major League Soccer, providing the best possible fan experience.

Additionally, the north end zone houses the largest outdoor bar in North America, a two-acre fan zone and a double-sided video scoreboard. The suites and club seats are located at field level, giving fans a premium experience unlike any other in professional sports. Avaya Stadium is also the only stadium in MLS to feature sideline field-level suites.

AVAYA STADIUM MILESTONES

Groundbreaking Ceremony: October 21, 2012 - 6,256 people helped break ground on the site, digging for two consecutive minutes. The 6,000+ participants set a new Guinness World Record.

Steel Frame Completed: March 28, 2014 - Following five months of labor for the stadium's 120 construction workers, the final steel beam was hoisted into place.

First Seat Installed: September 23, 2014 - The first of 18,000 seats was installed by a season ticket holder.

Naming Rights Announced: November 19, 2014 - The Earthquakes officially announced Avaya as the naming rights partner, including installation of Avaya's state-of-the-art technology throughout the venue.

Surpassed 11,000 Season Tickets: February 9, 2015 - The stadium quickly proved to be one of the most in-demand entertainment destinations in the Bay Area, surpassing 11,000 purchased season tickets for its inaugural season.

Ribbon Cutting Ceremony: February 27, 2015 - Avaya Stadium is officially opened with a ribbon cutting ceremony.

First Game: February 28, 2015 - 10,000 tickets were sold for a soft opening against the LA Galaxy in the final preseason tune-up. The Earthquakes defeated the Galaxy 3-2.

First Regular Season Game: March 22, 2015 - The Earthquakes opened their brand new soccer-specific stadium against the Chicago Fire in front of a sold-out crowd of 18,000.

First Goal: March 22, 2015 - Earthquakes rookie midfielder Fatai Alashe scored the first goal in Avaya Stadium history just five minutes into the inaugural match. The goal was assisted by defenders Ty Harden and Clarence Goodson.



BUCK SHAW STADIUM

The Earthquakes' home from 2008 to 2014, Buck Shaw Stadium provided a tremendous home-field advantage for San Jose. The stadium, located on the campus of Santa Clara University, helped the Quakes qualify for the playoffs twice (2010 & 2012) and win the Supporters' Shield in 2012. The team finished with a 52-24-38 record in all competitions at the stadium, including a 45-22-35 record during MLS regular season play.

The Earthquakes' first game at the stadium took place before a sold-out crowd of 10,515 on May 3, 2008, against FC Dallas, and proceeded to sell over 90 percent of the tickets for the 12 regular season home games played that season.

In 2010, the Quakes set the attendance record twice in just over a month. On July 17, the Quakes tied Tottenham Hotspur, 0-0, in front of a record crowd of 10,712. Then on Aug. 21, the record was broken as 10,799 fans crowded into Buck Shaw to see San Jose defeat the LA Galaxy, 1-0.

Named after former Santa Clara football coach, Lawrence T. "Buck" Shaw, Buck Shaw Stadium has served as a showcase for some of Santa Clara University's proudest athletic achievements since the facility opened in 1962. Besides serving as the home for the Bronco soccer teams, the formerly 6,800-seat facility also housed Santa Clara baseball until 2005.

The stadium was dedicated on Oct. 6, 1962, prior to the football game between Santa Clara and Occidental, but was first used in the Broncos' loss to UC Davis on Sept. 22, 1962. Buck Shaw Stadium earned national attention in 1996, when it played host to the NCAA Women's College Cup. The two-day attendance of 17,600 set a record for the event. In 1994, the facility served as the practice site for the Brazilian national team during the World Cup competition. The U.S. National Team and the Japanese national team also trained at Buck Shaw.



SPARTAN STADIUM

Originally built in 1933, Spartan Stadium was the first-ever home of the San Jose Earthquakes, including each of the first 10 seasons played in Major League Soccer (1996-05). The Quakes compiled an 80-41-28 all-time record in MLS at Spartan Stadium and went 91-52-32 in all competitions. It was also the host of the first game in the history of MLS, when the Clash hosted D.C. United on April 6, 1996 in front of ~32,000 fans.

The stadium, located on the campus of San Jose State University, was the home for the Quakes dur-

ing each of its two MLS Cup championships (2001 & 2003), as well as its first Supporters' Shield in 2005.

Spartan Stadium is the home of San Jose State football and soccer teams. Through multiple renovations and expansions over the years, the stadium that originally held 4,000 fans now has a maximum capacity of 30,456.

In addition to being the long-time home of the Earthquakes, Spartan Stadium has also played host to numerous FIFA events, including the 1999 Women's World Cup.

MEDIA INFORMATION

THE CLUB

2014 REVIEW

CLUB HISTORY

OPPONENTS

MEDIA INFO

EARTHQUAKES SEASON CREDENTIALS

Members of the media planning to cover the Earthquakes on an on-going basis are encouraged to apply for season credentials and season parking passes. Two types of credentials will be issued:

1. **Media:** admits bearer to press box and locker room
2. **Field/Photo:** admits photographers and camera crews to field and press box

Please be realistic and specific when applying for credentials. Applications will be accepted online at sjearthquakes.com. For questions or additional information, please contact:

Jed Mettee, VP of Marketing and Communications, or
Jake Pisani, Senior Coordinator, Media Relations:

San Jose Earthquakes
1123 Coleman Ave.
San Jose, CA 95110
Office: 408-556-7700
Fax: 408-260-6802

INDIVIDUAL GAME CREDENTIALS

Members of the media may apply for credentials on an individual-game basis. Applications, from sports editors or sports directors only, should be made on company letterhead to Frank Stranzl at the same address and/or fax number as above.

Requests can also be made via email to jpisani@sjearthquakes.com. Individual game credential requests will be accepted only until 48 hours before kickoff.

Note: The Earthquakes will maintain a working press box, with access limited to working journalists only.

POSTGAME INTERVIEWS

Following Earthquakes home games, players and coaches from both teams will be available for interviews in the locker room and/or the interview area outside of the locker rooms after a 10-minute cooling off period. Members of the media seeking autographs, posing for pictures with players or otherwise conducting themselves in an unprofessional manner will be subject to credential revocation.

TRAINING SESSIONS

The Earthquakes generally train once a day at the Earthquakes Training Facility adjacent to Avaya Stadium. Members of the media should confirm schedules with the media relations department before attending any practice.

DIRECTIONS TO AVAYA STADIUM

From I-880

- Take Exit 3, Coleman Ave./Mineta SJ Airport Exit
- Turn right onto Coleman Ave.
- The stadium will be on the left at 1123 Coleman Ave., San Jose, Calif.

From Highway 101

- Take the De La Cruz Blvd. exit
- Merge onto W Trimble Rd. to continue onto De La Cruz Blvd.
- Take a slight left onto Coleman Ave. (following signs for San Jose)
- The stadium will be on the right at 1123 Coleman Ave., San Jose, Calif.

QUAKES ON THE AIR

Comcast SportsNet Bay Area and Comcast SportsNet California, both part of NBC Sports Regional Networks, serve more than four million households in Northern California, Nevada, Southern Oregon and Hawaii. Comcast SportsNet Bay Area, the television home of MLB's San Francisco Giants, NBA's Golden State Warriors, AFL's San Jose SaberCats and the official regional sports network of the San Francisco 49ers, also features a robust lineup of Emmy Award-winning news, analysis and original programming. Comcast SportsNet California offers live coverage of MLB's Oakland Athletics, NBA's Sac-



ramento Kings, NHL's San Jose Sharks, MLS's San Jose Earthquakes and is the official regional sports network of the Oakland Raiders. Collectively, these networks deliver more than 600 live sporting events per year, over 1,500 live studio shows, including SportsNet Central, Yahoo SportsTalk Live, Pregame Live, Postgame Live, Press Conference Live, as well as compelling digital content, up-to-the-minute scores, highlights and breaking news via www.CSNBayArea.com and www.CSNCalifornia.com. Follow both networks on Twitter via @CSNAuthentic.



ANTHONY PASSARELLI - PLAY-BY-PLAY SECOND SEASON

Passarelli, a four-time NorCal AFTRA award-winning sports anchor and reporter, began his broadcasting career as a news/sports reporter at KPAY in Chico, Calif. He was the radio play-by-play announcer for the independent Western Baseball League's Salinas Peppers, and then the sports director for KFBK radio in Sacramento. In 1998, Passarelli joined KCBS radio in San Francisco. He has also provided color commentary and radio play-by-play for San Jose State men's basketball and Santa Clara University men's soccer, and is the play-by-play voice of Santa Clara men's basketball.

Passarelli is a Bay Area native, having grown up in San Jose and attended Bellarmine College Prep. He resides in San Jose with his family.



CHRIS DANGERFIELD - ANALYST SECOND SEASON

Dangerfield was the color analyst on television for San Jose from 1996-99. The native of England enjoyed a great career for the Earthquakes in both the North American Soccer League and Western Soccer Alliance. In the NASL, he was a key midfielder from 1982-84, scoring 14 goals and notching 14 assists for the Quakes in that span. He helped the 1983 Quakes to an undefeated season at home and a semifinal finish in the playoffs. He also played for the Portland Timbers, Los Angeles Aztecs and Team Hawaii, among others.



KATE SCOTT - SIDELINE REPORTER THIRD SEASON

Scott will be back on the sidelines as part of the Comcast SportsNet broadcast team for the third straight year. In addition to her work for the Quakes, she is a morning personality for KNBR 680 AM and the sports anchor for NBC Bay Area on Saturday nights when she's not roaming the sidelines in San Jose. Scott also covers high school and college football for Comcast SportsNet. She previously worked for the San Jose and San Francisco Giants, Cal Bears, FC Gold Pride and CSTV. Scott graduated from UC Berkeley in 2005 and was a member of the Spartan Stadium "Blue Crew" during the Quakes run to the 2003 MLS Cup.

QUAKES ON THE AIR

THE CLUB

KLIV is a locally-owned station that serves the community and focuses on the news, events and people of Silicon Valley. An affiliate of CNN Radio, KLIV is Silicon Valley's only all-news radio station.



Besides local news coverage, 1590 KLIV is known for its frequent traffic reports covering Silicon Valley roads and freeways.

2014 REVIEW



TED RAMEY - PLAY-BY-PLAY SECOND SEASON

Ramey began his broadcasting career when he was just a child, working alongside his father, Hal Ramey (former voice of the San Jose Earthquakes, Oakland A's, Stanford football and basketball, and current sports director at KCBS) at a number of different sporting events. After a lifetime around broadcasting, Ramey began his professional broadcasting career in 2009 with KNBR, working for the San Francisco Giants post-game show. Ramey also started doing work for both ESPN Radio and AP and later moved to reporting traffic for KCBS and then KGO. He then became the morning

Sports Anchor for KNBR 1050 and "The Lamont and Tonelli Show" on 107.7 The Bone in 2012. He is currently the host of the 12-3 p.m. PT show five days a week (Monday-Friday) on KNBR 1050.

CLUB HISTORY



JOE CANNON - ANALYST SECOND SEASON

Cannon is a two-time Major League Soccer Goalkeeper of the Year, who spent seven seasons as a member of the San Jose Earthquakes. He started his Quakes career in 1999, helped San Jose win its first MLS Cup in 2001 and later captured 2002 MLS Goalkeeper of the Year honors. After a stint in France and five years with the Colorado Rapids and LA Galaxy, Cannon returned to San Jose upon its return to MLS in 2008. He joined Vancouver Whitecaps FC after the 2010 season and played through 2013 before returning to the Bay Area, where he grew up in Los Altos Hills.

OPponents

KZSF is a locally-owned Spanish-language station that hosts daily sports talk shows and also plays a wide variety of popular music. All Earthquakes home games will be broadcast in Spanish by Carlos Cesar Rivera.



"La Kaliente" has also been the Spanish-language radio home for both the San Francisco Giants and Oakland Raiders.

MEDIA INFO



CARLOS CESAR RIVERA - PLAY-BY-PLAY ELEVENTH SEASON

Carlos Cesar Rivera is back behind the microphone for another season with the San Jose Earthquakes. Rivera hosts a popular sports radio show Monday through Friday at 5 p.m. PT on KZSF 1370 AM. The show covers MLS and Mexican soccer, as well as many other sports. Rivera has worked in the Bay Area for over 30 years and was previously the voice of the San Jose Clash in 1997. He has also done Spanish-language broadcasts for the San Francisco 49ers, Oakland Raiders, Oakland Athletics, San Francisco Giants and the San Francisco Bay Blackhawks. Rivera, an El Salvador native, currently lives in San Jose with his wife and three children.



TM

UNITY
DEVOTION
HERITAGE



#QUAKES74 | **SJEARTHQUAKES.COM**



AVAYA
STADIUM

